

**Terminals**

|   |     |        |
|---|-----|--------|
| TS 35   | A.2 | - A.57 |
| TS 32   | B.2 | - B.70 |
| TS 35 + TS 32                                       | C.2 | - C.5  |
| Modular terminals for high-temperature applications | D.2 | - D.3  |
| Nuclear power terminal blocks                       | D.4 | - D.9  |
| TS 15   | E.2 | - E.15 |

**Multipin terminal strips**

F.2 - F.7

**Other conductor connectors**

G.2 - G.11

**Busbar systems**

H.2 - H.11

**Accessories**

I.2 - I.21

**Tools**

J.2 - J.24

**Marking systems**

K.2 - K.22

**Technical dictionary**

W.2 - W.29

**Index**

|  |      |        |
|--|------|--------|
| Type Index                               | X.3  | - X.11 |
| Order Number Index                       | X.12 | - X.23 |
| The whole world of connection-technology | X.24 | - X.25 |
| Addresses abroad                         | X.26 | - X.27 |

**“SAK – A real classic that became synonymous with connection technology”**



**Or  
“Once upon a time there was a company called Weidmüller that created the best terminals in the world using plastic and metal”.**

Weidmüller has an interesting story to tell about SAK terminals. SAK (German abbreviation for "side-by-side mountable terminals") is the designation for a terminal that has proven itself on the market for more than 55 years. Using the side-by-side mounting principle, electrical terminals made of plastic replaced breakable porcelain constructions in switchgear cabinets. One could as a result say: "SAK was the first family of terminals in the world that helped the electrical industry make a technological breakthrough". Further developments of the terminals and passive connection technology form the Weidmüller group's traditional core business.

### **SAK wire connections – synonymous with reliable connections and product variety.**

This long-term experience in the market enabled many improvements to be made. Nobody can claim that any other terminal on this earth has had as much know-how put into it as the SAK.

A great deal of know-how has been put into the inconspicuous insulating body with "clamping function" for electrical wires. This is because terminals have to withstand all kinds of unfavourable conditions. The connections system is chosen according to the respective application.

When looked at more closely, the demands made of an allegedly trivial component such as a terminal are considerable. Appropriately, the EN 60 947-7-1 defines terminals and cable connectors as equipment for connecting and joining electrical wires. Terminals can be mounted side-by-side or staggered, have two or several, independently functioning connection points, and are insulated both from one another and their mountings. They are mounted, for example, onto mounting rails.

As well as joining the wiring, terminals are also equipped with further functions: when fitted with markers, terminals make it possible to clearly arrange "electrical installations". Moreover, they create a defined connection point that can be extended as required. From this point, the wiring is routed to individual devices in the switchgear cabinet or from the switchgear cabinet to the devices. Terminal blocks increase serviceability, because electrical measurements can be carried out on them, targeted circuits can be opened or protected with appropriate protective elements.

Furthermore, cross-connections can be used to distribute potentials.

A clamping yoke system is used for securing the wiring in SAK terminals (see figure 1). The tension clamp system optimally combines the specific features of steel and copper. This system has proven itself millions of times over in electrical installations: in rough and aggressive industrial atmospheres, in power stations, ships and railway vehicles as well as in building automation.

The clamping yoke and the terminal screw used in Weidmüller's clamping yoke system are made from case-hardened steel. The clamping yoke unit with a high-strength terminal screw produces the required contact force and presses the conductor against the busbar, which is made either of copper or high-quality brass. The latter being tin coated.

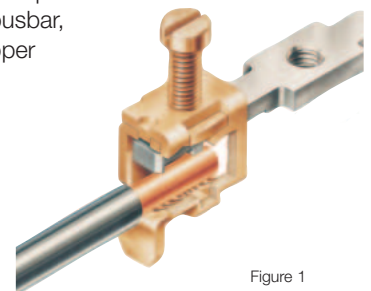


Figure 1

### High contact forces with the patented connection system



This ensures a "close fitting" and permanent contact with a low contact resistance. A gas-tight, vibration-resistant connection is created between the conductor and the busbar.

Because even a very good electrically conducting material is only as good as the contact force applied. Weidmüller's patented connection system guarantees high contact forces. This means that it is predestined for use in corrosion-promoting environments; in addition, it is maintenance free. A further aspect is mounting and maintenance on an international scale, made possible by the world-renowned screw connection. One decisive factor for a perfect terminal is the insulating material.

In order to meet the demands placed on terminals, it is necessary to use different insulating materials that are tailor-made for the application – thermoplastic or thermosetting plastic. All insulating materials used by Weidmüller are free from noxious substances and contain no paint pigments based on cadmium. The SAK family especially offers the option of specifically coordinating the terminals with material requirements in mind. In this case, Weidmüller offers the same construction with different insulation materials.

#### Plastics for terminals – thermoplastics and thermosetting plastics

Thermal plastics are a polyamide (PA), and are one of the most frequently used technical plastics. The advantage of this material is its good electrical and mechanical characteristics, its flexibility and its lack of fracture susceptibility. In addition, this material offers good fire resistance due to its chemical structure without the need for added flameproofing substances. Engineers speak of a so-called "inherent flame protection". The continuous operating temperature of the SAK range is 100 °C, and at the same time offering V2 fire resistance according to UL 94.

Thermosetting plastics possess high dimensional stability, absorb a negligible amount of water, have a very high tracking resistance and excellent fire resistance. The continuous operating temperature is higher in comparison with that of thermoplastics. With increased thermal load, the dimensional stability of thermosetting plastics is better than that of thermoplastics. Their disadvantage: Thermosetting plastics have less flexibility in comparison with thermoplastics.

A further advantage of the SAK family is the large choice of different locking mechanisms. Its mounting rail designs (MR) offer the user the highest possible degree of convenience: TS 35 and TS 32 as well as a combi foot.

#### Technical background to the screw connection

A spring element forms the basis for Weidmüller's clamping yoke. Turning the terminal screw expands the upper flank of thread slightly, and in so doing locks itself in position. This construction efficiently compensates all expansions in the diameter of the wire (temperature fluctuations).

This has the following advantages:

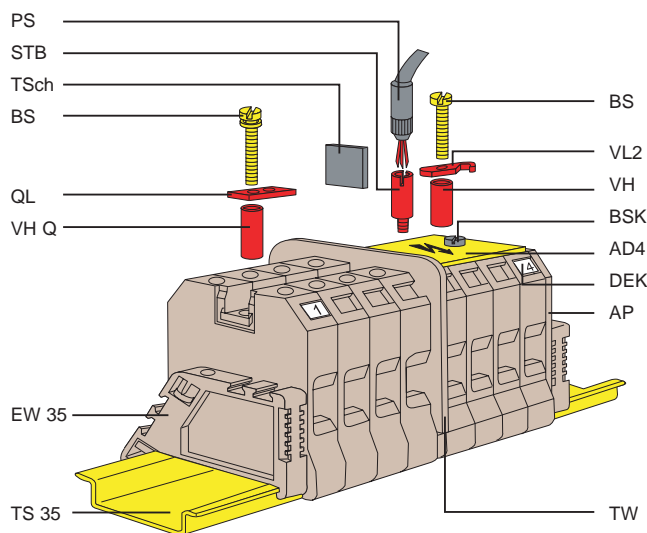
of course the terminals age when in use; nevertheless, the terminal point does not yield. Consequently, it is not necessary to retighten the terminal screw at a later date nor does the wire become loose: it is resistant to vibration.

The voltage drop remains consistently low.

Weidmüller's technology is completely maintenance free.

Separating the electrical and mechanical functions means that we use steel for a high contact force, and the good electrical conducting properties of copper for a low voltage drop.

## SAK – The Classic



### Legend

|              |                       |
|--------------|-----------------------|
| <b>PS</b>    | Test plug             |
| <b>STB</b>   | Test socket screw     |
| <b>TSch</b>  | Small partition       |
| <b>BS</b>    | Fixing screw          |
| <b>QL</b>    | Cross-connection link |
| <b>VH Q</b>  | Connection sleeve     |
| <b>EW 35</b> | End brackets          |
| <b>TS 35</b> | Mounting rail         |
| <b>VL</b>    | Connection link       |
| <b>BSK</b>   | Fixing screw          |
| <b>AD 4</b>  | Cover                 |
| <b>DEK</b>   | Markers               |
| <b>AP</b>    | End plate             |
| <b>TW</b>    | Partition             |

The construction of the clamping yoke has been designed in such a manner to ensure that the connection between the wire and the busbar is gas-tight. The surface of the connection must make up at least 75% of the surface as a whole. Electricity is conducted with 100% efficiency at these points, because increased resistances due to soiling of the connection points do not arise. The SAK family is designed for wire cross-sections from 0.08 mm<sup>2</sup> to 240 mm<sup>2</sup>.

### A rundown on the SAK:

- PA 6.6, KrG  
Two different materials that can be used, depending on the application, at 100°C or 130°C.
- Three different types of clip-on foot for mounting rail designs 32, 35 or a combination of both.
- Maintenance free and vibration-resistant There is no need to check the terminal point, because the patented clamping yoke construction ensures that the screws remain captive in the terminal.

Separating the tasks completed by the components offers the following advantages:


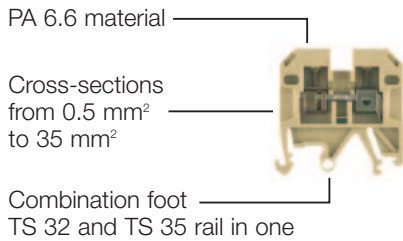

- Low voltage drop and gas-tight enclosed (electrical components).  
Perfect busbars in combination with a special surface treatment in conjunction with a high interference-fit at the terminal point.
- High contact forces, not reliant on the cross-section (mechanical components).  
The clamping yoke is made of casehardened steel that, due to its design, can compensate any dimensional instability of the electrical wire.



# SAK series

## The advantages of all SAK modular terminals:

- Separation of electrical and mechanical functions:
  - steel clamping yoke for the mechanical function
  - copper busbar for the electrical function
- Maintenance-free and vibration-proof screw connection
- Low voltage drop and gas-tight contact point
- High contact forces, not reliant on the cross-section
- Three different clip-on foot designs available
- Various insulation materials
- Large selection of special terminals with diverse connection systems
- Large range of accessories available



## Product range

| Clamp type                            | Rated cross-section |                   |                   |                    |                    |                    | Flat blade connection | Push-on connection | Spring connection | Solder connection |
|---------------------------------------|---------------------|-------------------|-------------------|--------------------|--------------------|--------------------|-----------------------|--------------------|-------------------|-------------------|
|                                       | 2.5 mm <sup>2</sup> | 4 mm <sup>2</sup> | 6 mm <sup>2</sup> | 10 mm <sup>2</sup> | 16 mm <sup>2</sup> | 35 mm <sup>2</sup> |                       |                    |                   |                   |
| <b>Modular feed-through terminals</b> |                     |                   |                   |                    |                    |                    |                       |                    |                   |                   |
| PA 6.6 / TS 32                        | •                   | •                 | •                 | •                  | •                  | •                  |                       | •                  | •                 | •                 |
| KrG / TS 32                           | •                   | •                 | •                 | •                  | •                  | •                  | •                     | •                  | •                 | •                 |
| PA 6.6 / TS 35                        | •                   | •                 | •                 | •                  | •                  | •                  |                       | •                  | •                 | •                 |
| KrG / TS 35                           | •                   | •                 | •                 | •                  | •                  | •                  | •                     |                    |                   |                   |
| PA 6.6 / comb. foot                   | •                   | •                 | •                 | •                  | •                  | •                  |                       |                    |                   |                   |
| PA 6.6 / TS 15                        | •                   | •                 |                   |                    |                    |                    |                       | •                  |                   | •                 |
| Modular 2-tier terminals              |                     | •                 |                   |                    |                    |                    |                       |                    |                   |                   |
| <b>Modular PE terminals</b>           |                     |                   |                   |                    |                    |                    |                       |                    |                   |                   |
| PA 6.6 / TS 32                        | •                   | •                 |                   | •                  | •                  | •                  |                       |                    |                   |                   |
| PA 6.6 / TS 35                        | •                   | •                 | •                 | •                  | •                  | •                  |                       |                    |                   |                   |
| PA 6.6 / TS 15                        | •                   | •                 |                   |                    |                    |                    |                       |                    |                   |                   |
| <b>Modular fuse terminals</b>         |                     |                   |                   |                    |                    |                    |                       |                    |                   |                   |
| PA 6.6 / TS 32                        |                     |                   |                   | •                  |                    |                    |                       |                    |                   |                   |
| PA 6.6 / TS 35                        |                     |                   |                   | •                  |                    |                    |                       |                    |                   |                   |
| KrG / TS 32                           |                     |                   |                   | •                  | •                  |                    |                       |                    |                   |                   |
| KrG / TS 35                           |                     |                   |                   | •                  | •                  |                    |                       |                    |                   |                   |
| PA 6.6 / TS 15                        |                     | •                 |                   |                    |                    |                    |                       |                    |                   |                   |
| PA 6.6 / comb. foot                   |                     | •                 |                   |                    |                    |                    |                       |                    |                   |                   |
| <b>Modular 2-tier fuse terminals</b>  |                     |                   |                   |                    |                    |                    |                       |                    |                   |                   |
| PA 6.6 / TS 32                        |                     | •                 |                   |                    |                    |                    |                       |                    |                   |                   |
| PA 6.6 / TS 35                        |                     | •                 |                   |                    |                    |                    |                       |                    |                   |                   |
| PA 6.6 / comb. foot                   |                     | •                 |                   |                    |                    |                    |                       |                    |                   |                   |
| <b>Modular disconnect terminals</b>   |                     |                   |                   |                    |                    |                    |                       |                    |                   |                   |
| TS 35                                 |                     | •                 |                   | •                  |                    |                    |                       |                    |                   |                   |
| PA 6.6 / TS 15                        |                     | •                 |                   |                    |                    |                    |                       |                    |                   |                   |
| Modular 2-tier disconnect terminals   |                     | •                 |                   |                    |                    |                    |                       | •                  |                   |                   |
| Modular ceramic terminals             |                     | •                 |                   | •                  |                    |                    |                       |                    |                   |                   |





|   |      |        |
|---|------|--------|
| <b>Modular feed-through terminals</b>                         |      |        |
| TS 35 / PA  | A.2  | - A.6  |
| TS 35 / KrG   | A.7  | - A.10 |
| <b>Spring Loaded Terminal</b>                                 |      |        |
| TS 35 / PA  | A.11 |        |
| <b>Double Deck Terminal</b>                                   |      |        |
| TS 35 / PA  | A.12 | - A.13 |
| <b>Modular PE terminals</b>                                   |      |        |
| TS 35 / PA  | A.14 | - A.17 |
| <b>Disconnect terminals</b>                                   |      |        |
| TS 35 / PA  | A.18 | - A.19 |
| TS 35 / KrG   | A.20 | - A.21 |
| <b>Fuse terminals</b>   |      |        |
| TS 35 / PA  | A.22 | - A.23 |
| TS 35 / KrG   | A.24 | - A.27 |
| Fuse inserts and gauge rings<br>for Weidmüller fuse terminals | A.28 | - A.29 |
| <b>Installation terminals</b>                                 |      |        |
| TS 35 / PA  | A.30 | - A.31 |
| <b>Modular disconnect test terminals</b>                      |      |        |
| TS 35 / KrG   | A.32 | - A.33 |
| <b>Feed-through terminals for thermocouples</b>               |      |        |
| TS 35 / PA  | A.34 |        |
| <b>Modular terminals with screwless connection</b>            |      |        |
| With tab connection   |      |        |
| TS 35 / PA  | A.36 | - A.40 |
| With solder connection  |      |        |
| TS 35 / PA  | A.41 |        |
| <b>Special terminal - SAKG</b>                                |      |        |
| TS 35 / KRG   | A.42 | - A.47 |
| <b>Stud Terminal - KST</b>                                    |      |        |
| TS 35 / PA  | A.48 | - A.49 |
| <b>Modular terminals with electronic components</b>           |      |        |
| TS 45 / PA  | A.50 | - A.57 |

# Modular feed-through terminals

## TS 35 / PA

### SAKD 2.5/35

2.5 mm<sup>2</sup>

### SAK 2.5

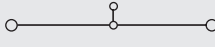
2.5 mm<sup>2</sup>

TS 35 / PA

A

When using ATEX certified components in hazardous area applications the installation instructions and the rated data for accessories in the technical appendix must be considered.

|  |                   |
|--|-------------------|
| <b>Width/Length/Height with TS35x7.5</b> | mm                |
| Max. current / max. cond. cross-section  | A/mm <sup>2</sup> |
| Max. clamping range                      | mm <sup>2</sup>   |

|                    |  |
|--------------------|--|
| <b>5 x 44 x 38</b> |  |
| <b>24 / 4</b>      |  |
| <b>0.08 ... 4</b>  |  |

|                        |   |
|------------------------|---|
| <b>6.1 x 44.1 x 40</b> |  |
| <b>41 / 6</b>          |   |
| <b>0.13 ... 6</b>      |   |

### Technical data

| Rated data  |                 |
|---|-----------------|
| Rated voltage   | V               |
| Rated current   | A               |
| Rated cross-section                                     | mm <sup>2</sup> |
| Rated impulse voltage / Pollution severity              | kV/-            |
| Plug gauge IEC 60-947-1 / flammability class acc. UL 94 |                 |
| Approvals   |                 |

IEC 60947-7-1

| IEC | UL          | CSA         | EN 50019 |
|-----|-------------|-------------|----------|
| 500 | 300         | 300         |          |
| 24  | 20          | 20          |          |
| 2.5 | AWG 28...12 | AWG 22...12 |          |
|     |             | 6 / 3       |          |
|     |             | A2 / V2     |          |

IEC 60947-7-1

| IEC | UL          | CSA         | EN 50019 |
|-----|-------------|-------------|----------|
| 800 | 600         | 600         |          |
| 24  | 20          | 25          |          |
| 2.5 | AWG 22...12 | AWG 26...10 |          |
|     |             | 8 / 3       |          |
|     |             | A3 / V2     |          |

| Clampable conductors (H05V/H07V)         |                 |
|--|-----------------|
| Solid / stranded                         | mm <sup>2</sup> |
| Flexible / flexible w. wire end ferrule  | mm <sup>2</sup> |
| Tightening torque range (clamping screw) | Nm              |
| Stripping length / blade size            | mm / -          |



| Rated connection    | Additional connection |
|---------------------|-----------------------|
| 0.5...4 / 0.5...4   |                       |
| 0.5...4 / 0.5...2.5 |                       |
| 0.4...0.6 (M 2.5)   |                       |
| 10 / 3.5 x 0.6      |                       |



| Rated connection  | Additional connection |
|-------------------|-----------------------|
| 0.5...6 / 0.5...4 |                       |
| 0.5...4 / 0.5...4 |                       |
| 0.4...0.6 (M 2.5) |                       |
| 10 / 3.5 x 0.6    |                       |

| 2 clampable conductors of equal cross-section |                 |
|---|-----------------|
| Solid / stranded                              | mm <sup>2</sup> |
| Flexible / flexible w. wire end ferrule       | mm <sup>2</sup> |

|                         |  |
|-------------------------|--|
| 0.5...0.75              |  |
| 0.5...0.75 / 0.5...0.75 |  |

| Information                              |
|--|
| Use of twin wire end ferrules on request |

| Information  |
|--|
| The rated voltage is 630/690 V when using wire end ferrules without end cover or partition plates. |

### Order data


| Version | Type           | Qty. | Order No.  |
|---------|----------------|------|------------|
| beige   | SAKD 2.5/35    | 100  | 0268860000 |
|         | SAKD 2.5/35 BL | 100  | 0268880000 |

| Version | Type          | Qty. | Order No.  |
|---------|---------------|------|------------|
| beige   | SAK 2.5/35    | 100  | 0380460000 |
|         | SAK 2.5/35 BL | 100  | 0380480000 |

| Information |
|-------------|
|             |

| Information |
|-------------|
|             |

### Accessories

| Cross-connection, screwable   |                   |
|---|-------------------|
|  |                   |
|   | (Q)               |
| 2-pole  | Connecting sleeve |
| 3-pole  | Fixing screw      |
| 4-pole  | Fuse cartridges   |
| 10-pole   |                   |

| Type          | Current [A] | Qty. | Order No.  |
|---------------|-------------|------|------------|
| Q 2 SAKD2.5N  | 24          | 50   | 0367800000 |
| Q 3 SAKD2.5N  | 24          | 50   | 0367900000 |
| Q 4 SAKD2.5N  | 24          | 50   | 0368000000 |
| Q 10 SAKD2.5N | 24          | 20   | 0368100000 |

| Type        | Current [A] | Qty. | Order No.  |
|-------------|-------------|------|------------|
| Q 2 SAK2.5  | 41          | 50   | 0337000000 |
| Q 3 SAK2.5  | 41          | 50   | 0337100000 |
| Q 4 SAK2.5  | 41          | 50   | 0337200000 |
| Q 10 SAK2.5 | 41          | 20   | 0368700000 |

| Cross-connection saddle |                         |
|-------------------------|-------------------------|
|                         | Cross-connection saddle |
|                         | Connecting sleeve       |
|                         | Fixing screw            |

| Cross-connection saddle |                         |
|-------------------------|-------------------------|
|                         | Cross-connection saddle |
|                         | Connecting sleeve       |
|                         | Fixing screw            |

| Socket / Test plug |           |
|--------------------|-----------|
|                    | Socket    |
|                    | Test plug |

| Socket / Test plug |           |
|--------------------|-----------|
|                    | Socket    |
|                    | Test plug |

| End plate |       |
|-----------|-------|
|           | beige |
|           | blue  |

| End plate |       |
|-----------|-------|
|           | beige |
|           | blue  |

| Partition / Partition disc |                |
|----------------------------|----------------|
|                            | beige          |
|                            | blue           |
|                            | Partition disc |

| Partition / Partition disc |                |
|----------------------------|----------------|
|                            | beige          |
|                            | blue           |
|                            | Partition disc |

| Cover / fixing screw (plastic) |                        |
|--------------------------------|------------------------|
|                                | Cover                  |
|                                | Fixing screw (plastic) |

| Cover / fixing screw (plastic) |                        |
|--------------------------------|------------------------|
|                                | Cover                  |
|                                | Fixing screw (plastic) |

| Marking systems |       |
|-----------------|-------|
|                 | DEK 5 |


| Marking systems |       |
|-----------------|-------|
|                 | DEK 6 |

Detailed information on all versions in chapter accessories.

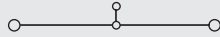
# Modular feed-through terminals

## SAK 4

4 mm<sup>2</sup>



6.5 x 45 x 44  
41 / 6  
0.13 ... 6



IEC 60947-7-1

| IEC | UL          | CSA         | EN 50019 |
|-----|-------------|-------------|----------|
| 800 | 600         | 600         |          |
| 32  | 30          | 36          |          |
| 4   | AWG 22...12 | AWG 26...10 |          |
|     | 8 / 3       |             |          |
|     | A4 / V2     |             |          |




| Rated connection  | Additional connection |
|-------------------|-----------------------|
| 0.5...6 / 0.5...4 |                       |
| 0.5...4 / 0.5...4 |                       |
| 0.5...1.0 (M3)    |                       |
| 12 / 3.5 x 0.6    |                       |

1.5...1.5  
0.5...1.5

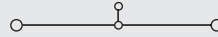
To use twin ferrules is the rated voltage 630/690 V.

## SAK 6

6 mm<sup>2</sup>



8 x 45 x 44  
57 / 10  
0.33 ... 10



IEC 60947-7-1

| IEC | UL         | CSA        | EN 50019 |
|-----|------------|------------|----------|
| 800 | 600        | 600        |          |
| 41  | 40         | 47         |          |
| 6   | AWG 22...8 | AWG 20...8 |          |
|     | 8 / 3      |            |          |
|     | A5 / V2    |            |          |




| Rated connection   | Additional connection |
|--------------------|-----------------------|
| 0.5...10 / 0.5...6 |                       |
| 0.5...10 / 0.5...6 |                       |
| 0.8...1.6 (M3.5)   |                       |
| 12 / 4.0 x 0.8     |                       |

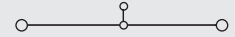
To use twin ferrules is the rated voltage 630/690 V.

## SAK 10

10 mm<sup>2</sup>



10 x 45 x 51.5  
76 / 16  
1.5 ... 16



IEC 60947-7-1

| IEC | UL         | CSA        | EN 50019 |
|-----|------------|------------|----------|
| 800 | 600        | 600        |          |
| 57  | 60         | 65         |          |
| 10  | AWG 14...6 | AWG 14...6 |          |
|     | 8 / 3      |            |          |
|     | B6 / V2    |            |          |



| Rated connection    | Additional connection |
|---------------------|-----------------------|
| 1.5...10 / 1.5...16 |                       |
| 1.5...16 / 1.5...10 |                       |
| 2.0...2.4 (M4)      |                       |
| 12 / 5.5 x 1.0      |                       |

Tightening torque 2 Nm for 10 and 16 mm<sup>2</sup> stranded and AWG 6/7 wire.

| Type        | Qty. | Order No.  |
|-------------|------|------------|
| SAK 4/35    | 100  | 0443660000 |
| SAK 4/35 BL | 100  | 0443680000 |

| Type        | Qty. | Order No.  |
|-------------|------|------------|
| SAK 6/35    | 100  | 0380560000 |
| SAK 6/35 BL | 100  | 0380580000 |

| Type         | Qty. | Order No.  |
|--------------|------|------------|
| SAK 10/35    | 100  | 0443760000 |
| SAK 10/35 BL | 100  | 0443780000 |

| Type      | Current [A] | Qty. | Order No.  |
|-----------|-------------|------|------------|
| Q 2 SAK4  | 41          | 50   | 0336700000 |
| Q 3 SAK4  | 41          | 50   | 0336800000 |
| Q 4 SAK4  | 41          | 50   | 0336900000 |
| Q 10 SAK4 | 41          | 20   | 0368800000 |

| Type       | Current [A] | Qty. | Order No.  |
|------------|-------------|------|------------|
| Q 2 SAK6N  | 57          | 50   | 0456700000 |
| Q 3 SAK6N  | 57          | 50   | 0456800000 |
| Q 4 SAK6N  | 57          | 50   | 0456900000 |
| Q 10 SAK6N | 57          | 20   | 0457000000 |

| Type       | Current [A] | Qty. | Order No.  |
|------------|-------------|------|------------|
| Q 2 SAK10  | 57          | 50   | 0457100000 |
| Q 3 SAK10  | 57          | 50   | 0457200000 |
| Q 4 SAK10  | 57          | 50   | 0457300000 |
| Q 10 SAK10 | 57          | 20   | 0457400000 |

|                     |     |            |
|---------------------|-----|------------|
| VL 2 SAK4           | 50  | 0197000000 |
| VH 19/5/3.5 SAK4-16 | 50  | 0285100000 |
| BFSC M3X25          | 100 | 0292500000 |

|                     |     |            |
|---------------------|-----|------------|
| VL 2 SAK6N/SAKT     | 50  | 0194700000 |
| VH 19/5/3.5 SAK4-16 | 50  | 0285100000 |
| BFSC M3X25          | 100 | 0292500000 |

|                     |     |            |
|---------------------|-----|------------|
| VL 2 SAK6/10/SAKB   | 50  | 0135900000 |
| VH 19/5/3.5 SAK4-16 | 50  | 0285100000 |
| BFSC M3X25          | 100 | 0292500000 |

|                         |    |            |
|-------------------------|----|------------|
| STB 14/D5/2.3/M3 SAK2.5 | 50 | 0168600000 |
| PS 4 F.STB 4            | 20 | 0299600000 |

|                      |    |            |
|----------------------|----|------------|
| STB 14/D6/4/M3 SAK10 | 50 | 0169900000 |
| PS 4 F.STB 4         | 20 | 0299600000 |

|                      |    |            |
|----------------------|----|------------|
| STB 14/D6/4/M3 SAK10 | 50 | 0169900000 |
| PS 4 F.STB 4         | 20 | 0299600000 |

| Width [mm]    |     |    |            |
|---------------|-----|----|------------|
| AP SAK4-10    | 1.5 | 20 | 0117960000 |
| AP SAK4-10 BL | 1.5 | 20 | 0117980000 |

| Width [mm]    |     |    |            |
|---------------|-----|----|------------|
| AP SAK4-10    | 1.5 | 20 | 0117960000 |
| AP SAK4-10 BL | 1.5 | 20 | 0117980000 |

| Width [mm]    |     |    |            |
|---------------|-----|----|------------|
| AP SAK4-10    | 1.5 | 20 | 0117960000 |
| AP SAK4-10 BL | 1.5 | 20 | 0117980000 |

| Width [mm]      |     |     |            |
|-----------------|-----|-----|------------|
| TW 4 SAK4-10    | 1.5 | 20  | 0130160000 |
| TW 4 SAK4-10 BL | 1.5 | 20  | 0130180000 |
| TSCH 1          | 2   | 100 | 0319160000 |

| Width [mm]      |     |     |            |
|-----------------|-----|-----|------------|
| TW 4 SAK4-10    | 1.5 | 20  | 0130160000 |
| TW 4 SAK4-10 BL | 1.5 | 20  | 0130180000 |
| TSCH 1          | 2   | 100 | 0319160000 |

| Width [mm]      |     |     |            |
|-----------------|-----|-----|------------|
| TW 4 SAK4-10    | 1.5 | 20  | 0130160000 |
| TW 4 SAK4-10 BL | 1.5 | 20  | 0130180000 |
| TSCH 1          | 2   | 100 | 0319160000 |

|                  |     |            |
|------------------|-----|------------|
| AD 4 SAK4        | 50  | 0285300000 |
| BFSC M3X22 PA/RT | 100 | 0128900000 |

|                  |     |            |
|------------------|-----|------------|
| AD 4 SAK6N       | 50  | 0196600000 |
| BFSC M3X22 PA/RT | 100 | 0128900000 |

|                  |     |            |
|------------------|-----|------------|
| AD 4 SAK10       | 50  | 0178600000 |
| BFSC M3X22 PA/RT | 100 | 0128900000 |

DEK 6,5

DEK 8 / DEK 5

DEK 5

# Modular feed-through terminals

TS 35 / PA

SAK 16

SAK 35/35

35 mm<sup>2</sup>

TS 35 / PA

A

When using ATEX certified components in hazardous area applications the installation instructions and the rated data for accessories in the technical appendix must be considered.

|  |                   |
|--|-------------------|
| <b>Width/Length/Height with TS35x7.5</b> | mm                |
| Max. current / max. cond. cross-section  | A/mm <sup>2</sup> |
| Max. clamping range                      | mm <sup>2</sup>   |

|                   |  |
|-------------------|--|
| 12 x 50 x 57.5    |  |
| <b>76 / 16</b>    |  |
| <b>2.5 ... 16</b> |  |

|                   |  |
|-------------------|--|
| 18 x 58 x 60      |  |
| <b>150 / 50</b>   |  |
| <b>2.5 ... 50</b> |  |

## Technical data

| Rated data  |                 |
|---|-----------------|
| Rated voltage   | V               |
| Rated current   | A               |
| Rated cross-section   | mm <sup>2</sup> |
| Rated impulse voltage / Pollution severity                        | kV/-            |
| Plug gauge IEC 60-947-1 / flammability class acc. UL 94 Approvals |                 |

| Clampable conductors (H05V/H07V)         |                 |
|--|-----------------|
| Solid / stranded                         | mm <sup>2</sup> |
| Flexible / flexible w. wire end ferrule  | mm <sup>2</sup> |
| Tightening torque range (clamping screw) | Nm              |
| Stripping length / blade size            | mm / -          |

| 2 clampable conductors of equal cross-section |                 |
|---|-----------------|
| Solid / stranded                              | mm <sup>2</sup> |
| Flexible / flexible w. wire end ferrule       | mm <sup>2</sup> |

| Information |
|-------------|
|             |

| IEC 60947-7-1 |            |            |          |
|---------------|------------|------------|----------|
| IEC           | UL         | CSA        | EN 50019 |
| 1000          | 600        | 600        |          |
| 76            | 80         | 87         |          |
|               | AWG 12...6 | AWG 10...6 |          |
|               | 8 / 3      |            |          |
|               | B6         |            |          |

| Rated connection  | Additional connection |
|-------------------|-----------------------|
| 2.5...16 / 4...16 |                       |
| 4...16 / 4...16   |                       |
| 2.0...2.4 (M4)    |                       |
| 15 / 5.5 x 1.0    |                       |

| Information                                      |
|--|
| Installation of the QL side by side use a TW/AP. |

| IEC 60947-7-1 |            |            |          |
|---------------|------------|------------|----------|
| IEC           | UL         | CSA        | EN 50019 |
| 800           | 600        | 600        |          |
| 125           | 100        | 145        |          |
| 35            | AWG 12...2 | AWG 12...2 |          |
|               | 8 / 3      |            |          |
|               | B8 / V2    |            |          |

| Rated connection    | Additional connection |
|---------------------|-----------------------|
| 2.5...16 / 4...50   |                       |
| 2.5...35 / 2.5...35 |                       |
| 4.0...5.0 (M6)      |                       |
| 18 / 6.5 x 1.2      |                       |

| Information                                      |
|--|
| Installation of the QL side by side use a TW/AP. |

## Order data

| Version |       |
|---------|-------|
|         | beige |
|         | blue  |

| Information |
|-------------|
|             |

| Type         | Qty. | Order No.  |
|--------------|------|------------|
| SAK 16/35 PA | 50   | 0380660000 |
| SAK 16/35 BL | 50   | 0380680000 |

| Information |
|-------------|
|             |

| Type         | Qty. | Order No.  |
|--------------|------|------------|
| SAK 35/35    | 20   | 0380760000 |
| SAK 35/35 BL | 20   | 0380780000 |

| Information |
|-------------|
|             |

## Accessories

| Cross-connection, screwable |                   |
|-----------------------------|-------------------|
|                             | 2-pole            |
|                             | 3-pole            |
|                             | 4-pole            |
|                             | 10-pole           |
|                             | Connecting sleeve |
|                             | Fixing screw      |
|                             | Fuse cartridges   |

| Cross-connection saddle |                         |
|-------------------------|-------------------------|
|                         | Cross-connection saddle |
|                         | Connecting sleeve       |
|                         | Fixing screw            |

| Socket / Test plug |           |
|--------------------|-----------|
|                    | Socket    |
|                    | Test plug |

| End plate |       |
|-----------|-------|
|           | beige |
|           | blue  |

| Partition / Partition disc |                |
|----------------------------|----------------|
|                            | beige          |
|                            | blue           |
|                            | Partition disc |

| Cover / fixing screw (plastic) |                        |
|--------------------------------|------------------------|
|                                | Cover                  |
|                                | Fixing screw (plastic) |

| Marking systems |       |
|-----------------|-------|
|                 | DEK 5 |

Detailed information on all versions in chapter accessories.

| Type       | Current [A] | Qty. | Order No.  |
|------------|-------------|------|------------|
| Q 2 SAK16  | 76          | 50   | 0457500000 |
| Q 3 SAK16  | 76          | 50   | 0457600000 |
| Q 4 SAK16  | 76          | 50   | 0457700000 |
| Q 10 SAK16 | 76          | 20   | 0457800000 |

| Type                | Current [A] | Qty. | Order No.  |
|---------------------|-------------|------|------------|
| VL 2 SAK16/SAKA     |             | 50   | 0135800000 |
| VH 19/5/3.5 SAK4-16 |             | 50   | 0285100000 |
| BFSC M3X25          |             | 100  | 0292500000 |

| Type                 | Current [A] | Qty. | Order No.  |
|----------------------|-------------|------|------------|
| STB 14/D6/4/M3 SAK10 |             | 50   | 0169900000 |
| PS 4 F.STB 4         |             | 20   | 0299600000 |

| Type        | Width [mm] | Qty. | Order No.  |
|-------------|------------|------|------------|
| AP SAK16    | 1.5        | 20   | 0271160000 |
| AP SAK16 BL | 1.5        | 20   | 0271180000 |

| Type   | Width [mm] | Qty. | Order No.  |
|--------|------------|------|------------|
| TSCH 1 |            | 2    | 0319160000 |

| Type             | Current [A] | Qty. | Order No.  |
|------------------|-------------|------|------------|
| AD 4 SAK16       |             | 50   | 0518200000 |
| BFSC M3X22 PA/RT |             | 100  | 0128900000 |

| Type  | Current [A] | Qty. | Order No. |
|-------|-------------|------|-----------|
| DEK 5 |             |      |           |

| Type            | Current [A] | Qty. | Order No.  |
|-----------------|-------------|------|------------|
| QL 2 SAK35      | 99          | 20   | 0123600000 |
| QL 3 SAK35      | 99          | 20   | 0123700000 |
| QL 4 SAK35      | 99          | 20   | 0123800000 |
| QL 10 SAK35     | 99          | 20   | 0338600000 |
| VH 17/8/5 SAK35 |             | 50   | 0267000000 |
| BFSC M4X30      |             | 50   | 0267100000 |
| SS M4 D 128-A 4 |             | 100  | 0136400000 |

| Type              | Current [A] | Qty. | Order No.  |
|-------------------|-------------|------|------------|
| VL 2 SAK35        |             | 50   | 0124000000 |
| VH 24.5/8/5 SAK35 |             | 50   | 0298700000 |
| BFSC M4X35        |             | 50   | 0298900000 |

| Type                 | Current [A] | Qty. | Order No.  |
|----------------------|-------------|------|------------|
| STB 16/D7/4/M4 SAK35 |             | 50   | 0140200000 |
| PS 4 F.STB 4         |             | 20   | 0299600000 |

| Type                 | Width [mm] | Qty. | Order No.  |
|----------------------|------------|------|------------|
| AP SAK35/TW SAK16    | 1.5        | 10   | 0303660000 |
| AP SAK35/TW SAK16 BL | 1.5        | 10   | 0303680000 |

| Type     | Width [mm] | Qty. | Order No.  |
|----------|------------|------|------------|
| TW SAK35 | 1.5        | 20   | 0304360000 |

| Type             | Current [A] | Qty. | Order No.  |
|------------------|-------------|------|------------|
| AD 4 SAK35       |             | 50   | 0178700000 |
| BFSC M4X32 PA/RT |             | 100  | 0129100000 |


| Type  | Current [A] | Qty. | Order No. |
|-------|-------------|------|-----------|
| DEK 5 |             |      |           |

# Modular feed-through terminals

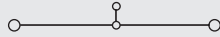
## SAK 35/35/IK

35 mm<sup>2</sup>

Hexagon socket head screw



18 x 58 x 60  
150 / 50  
2.5 ... 50



IEC 60947-7-1

| IEC     | UL         | CSA        | EN 50019 |
|---------|------------|------------|----------|
| 800     | 600        | 600        |          |
| 125     | 100        | 145        |          |
| 35      | AWG 12...2 | AWG 12...2 |          |
| 8 / 3   |            |            |          |
| B8 / V2 |            |            |          |



| Rated connection    | Additional connection |
|---------------------|-----------------------|
| 2.5...16 / 4...50   |                       |
| 2.5...35 / 2.5...35 |                       |
| 4.0...6.0 (M 6)     |                       |
| 18 / S 4 (DIN 6911) |                       |


2.5...10 / 10...16  
2.5...16 / 2.5...16

Installation of the QL side by side use a TW/AP.

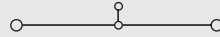
| Type         | Qty. | Order No.  |
|--------------|------|------------|
| SAK 35/35/IK | 20   | 0582460000 |

## SAK 35N/35

35 mm<sup>2</sup>



16 x 63 x 60  
150 / 50  
2.5 ... 50



IEC 60947-7-1

| IEC     | UL         | CSA        | EN 50019 |
|---------|------------|------------|----------|
| 1000    | 600        | 600        |          |
| 125     | 105        | 120        |          |
| 35      | AWG 12...2 | AWG 12...2 |          |
| 8 / 3   |            |            |          |
| B8 / V2 |            |            |          |



| Rated connection    | Additional connection |
|---------------------|-----------------------|
| 2.5...16 / 4...50   |                       |
| 2.5...35 / 1.5...35 |                       |
| 4.0...5.0 (M 6)     |                       |
| 18 / 6,5 x 1,2      |                       |

2.5...10 / 10...16  
2.5...16 / 2.5...16


Installation of the QL side by side use a TW/AP.

| Type       | Qty. | Order No.  |
|------------|------|------------|
| SAK 35N/35 | 20   | 0608260000 |

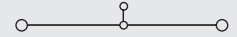
## SAK 35N/35/IK

35 mm<sup>2</sup>

Hexagon socket head screw



16 x 63 x 60  
150 / 50  
2.5 ... 50



IEC 60947-7-1

| IEC     | UL         | CSA        | EN 50019 |
|---------|------------|------------|----------|
| 1000    | 600        | 600        |          |
| 125     | 105        | 120        |          |
| 35      | AWG 12...2 | AWG 12...2 |          |
| 8 / 3   |            |            |          |
| B8 / V2 |            |            |          |



| Rated connection    | Additional connection |
|---------------------|-----------------------|
| 2.5...16 / 4...50   |                       |
| 2.5...35 / 1.5...35 |                       |
| 4.0...6.0 (M 6)     |                       |
| 18 / S 4 (DIN 6911) |                       |

2.5...10 / 10...16  
2.5...16 / 2.5...16

Installation of the QL side by side use a TW/AP.

| Type          | Qty. | Order No.  |
|---------------|------|------------|
| SAK 35N/35/IK | 20   | 0608360000 |

| Type                 | Current [A] | Qty. | Order No.  |
|----------------------|-------------|------|------------|
| QL 2 SAK35           | 99          | 20   | 0123600000 |
| QL 3 SAK35           | 99          | 20   | 0123700000 |
| QL 4 SAK35           | 99          | 20   | 0123800000 |
| QL 10 SAK35          | 99          | 20   | 0338600000 |
| VH 17/8/5 SAK35      | 50          | 50   | 0267000000 |
| BFSC M4X30           | 50          | 50   | 0267100000 |
| SS M4 D 128-A 4      | 100         | 100  | 0136400000 |
| VL 2 SAK35           | 50          | 50   | 0124000000 |
| VH 24.5/8/5 SAK35    | 50          | 50   | 0298700000 |
| BFSC M4X35           | 50          | 50   | 0298900000 |
| STB 16/D7/4/M4 SAK35 | 50          | 50   | 0140200000 |
| PS 4 F.STB 4         | 20          | 20   | 0299600000 |
| Width [mm]           |             |      |            |
| AP SAK35/TW SAK16    | 1.5         | 10   | 0303660000 |
| AP SAK35/TW SAK16 BL | 1.5         | 10   | 0303680000 |
| Width [mm]           |             |      |            |
| TW SAK35             | 1.5         | 20   | 0304360000 |
| AD 4 SAK35           | 50          | 50   | 0178700000 |
| BFSC M4X32 PA/RT     | 100         | 100  | 0129100000 |
| DEK 5                |             |      |            |

| Type                 | Current [A] | Qty. | Order No.  |
|----------------------|-------------|------|------------|
| QL 2 SAK35N          | 99          | 50   | 0564900000 |
| QL 3 SAK35N          | 99          | 50   | 0565000000 |
| QL 4 SAK35N          | 99          | 50   | 0565100000 |
| QL 10 SAK35N         | 99          | 20   | 0565200000 |
| VH 17/8/5 SAK35      | 50          | 50   | 0267000000 |
| BFSC M4X30           | 50          | 50   | 0267100000 |
| SS M4 D 128-A 4      | 100         | 100  | 0136400000 |
| STB 16/D7/4/M4 SAK35 | 50          | 50   | 0140200000 |
| PS 4 F.STB 4         | 20          | 20   | 0299600000 |
| Width [mm]           |             |      |            |
| AP SAK35/TW SAK16    | 1.5         | 10   | 0303660000 |
| AP SAK35/TW SAK16 BL | 1.5         | 10   | 0303680000 |
| Width [mm]           |             |      |            |
| TW SAK35             | 1.5         | 20   | 0304360000 |
| AD 4 SAK35N          | 50          | 50   | 0576700000 |
| BFSC M4X32 PA/RT     | 100         | 100  | 0129100000 |
| DEK 5                |             |      |            |

| Type                 | Current [A] | Qty. | Order No.  |
|----------------------|-------------|------|------------|
| QL 2 SAK35N          | 99          | 50   | 0564900000 |
| QL 3 SAK35N          | 99          | 50   | 0565000000 |
| QL 4 SAK35N          | 99          | 50   | 0565100000 |
| QL 10 SAK35N         | 99          | 20   | 0565200000 |
| VH 17/8/5 SAK35      | 50          | 50   | 0267000000 |
| BFSC M4X30           | 50          | 50   | 0267100000 |
| SS M4 D 128-A 4      | 100         | 100  | 0136400000 |
| STB 16/D7/4/M4 SAK35 | 50          | 50   | 0140200000 |
| PS 4 F.STB 4         | 20          | 20   | 0299600000 |
| Width [mm]           |             |      |            |
| AP SAK35/TW SAK16    | 1.5         | 10   | 0303660000 |
| AP SAK35/TW SAK16 BL | 1.5         | 10   | 0303680000 |
| Width [mm]           |             |      |            |
| TW SAK35             | 1.5         | 20   | 0304360000 |
| AD 4 SAK35N          | 50          | 50   | 0576700000 |
| BFSC M4X32 PA/RT     | 100         | 100  | 0129100000 |
| DEK 5                |             |      |            |



# Modular feed-through terminals

TS 35 / PA

SAK 70/35

70 mm<sup>2</sup>

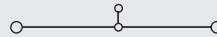
TS 35 / PA

A

When using ATEX certified components in hazardous area applications the installation instructions and the rated data for accessories in the technical appendix must be considered.

|  |                   |
|--|-------------------|
| <b>Width/Length/Height with TS35x7.5</b> | mm                |
| Max. current / max. cond. cross-section  | A/mm <sup>2</sup> |
| Max. clamping range                      | mm <sup>2</sup>   |

|                     |
|---------------------|
| <b>22 x 75 x 87</b> |
| <b>192 / 70</b>     |
| <b>16 ... 70</b>    |



## Technical data

| Rated data  |                 |
|---|-----------------|
| Rated voltage   | V               |
| Rated current   | A               |
| Rated cross-section                                     | mm <sup>2</sup> |
| Rated impulse voltage / Pollution severity              | kV/-            |
| Plug gauge IEC 60-947-1 / flammability class acc. UL 94 |                 |
| Approvals   |                 |

IEC 60947-7-1

| IEC      | UL          | CSA         | EN 50019 |
|----------|-------------|-------------|----------|
| 1000     | 600         | 600         |          |
| 192      | 145         | 150         |          |
| 70       | AWG 4...2/0 | AWG 4...2/0 |          |
|          |             |             | 8 / 3    |
| B11 / V2 |             |             |          |



| Clampable conductors (H05V/H07V)         |                 |
|--|-----------------|
| Solid / stranded                         | mm <sup>2</sup> |
| Flexible / flexible w. wire end ferrule  | mm <sup>2</sup> |
| Tightening torque range (clamping screw) | Nm              |
| Stripping length / blade size            | mm / -          |

| Rated connection   | Additional connection |
|--------------------|-----------------------|
| 16...16 / 16...70  |                       |
| 16...70 / 16...35  |                       |
| 6.0...12 (M 8)     |                       |
| 24 / S6 (DIN 6911) |                       |

| 2 clampable conductors of equal cross-section |                 |
|---|-----------------|
| Solid / stranded                              | mm <sup>2</sup> |
| Flexible / flexible w. wire end ferrule       | mm <sup>2</sup> |

| Information   |
|---|
| Tightening torque 12 Nm for 70 mm <sup>2</sup> stranded wire. |


## Order data

| Version |
|---------|
| beige   |
| blue    |

| Type      | Qty. | Order No.  |
|-----------|------|------------|
| SAK 70/35 | 10   | 0139160000 |

| Information |
|-------------|
|             |

## Accessories

| Cross-connection, screwable   |                   |
|---|-------------------|
|  |                   |
|   | 2-pole            |
|   | 3-pole            |
|   | 4-pole            |
|   | 10-pole           |
|   | Connecting sleeve |
|   | Fixing screw      |
|   | Fuse cartridges   |

| Type                 | Current [A] | Qty. | Order No.  |
|----------------------|-------------|------|------------|
| QL 2 SAK70           | 192         | 20   | 0345300000 |
| QL 3 SAK70           | 192         | 5    | 0167000000 |
|                      |             |      |            |
| VH 30.5/11/5.5 SAK70 |             | 20   | 0345500000 |
| BFSC M5X45           |             | 20   | 0345600000 |
| SS M5 D 128-A 5      |             | 50   | 0346100000 |

| Cross-connection saddle |                         |
|-------------------------|-------------------------|
|                         | Cross-connection saddle |
|                         | Connecting sleeve       |
|                         | Fixing screw            |

| Socket / Test plug |           |
|--------------------|-----------|
|                    | Socket    |
|                    | Test plug |

| Type                 | Qty. | Order No.  |
|----------------------|------|------------|
| STB 16/D7/4/M5 SAK70 | 50   | 0385400000 |
| PS 4 F.STB 4         | 20   | 0299600000 |

| End plate |       |
|-----------|-------|
|           | beige |
|           | blue  |

| Type        | Width [mm] | Qty. | Order No.  |
|-------------|------------|------|------------|
| AP SAK70/35 | 2          | 10   | 0340960000 |

| Partition / Partition disc |                |
|----------------------------|----------------|
|                            | beige          |
|                            | blue           |
|                            | Partition disc |

| Type | Width [mm] | Qty. | Order No. |
|------|------------|------|-----------|
|      |            |      |           |

| Cover / fixing screw (plastic) |                        |
|--------------------------------|------------------------|
|                                | Cover                  |
|                                | Fixing screw (plastic) |

| Type             | Qty. | Order No.  |
|------------------|------|------------|
| AD 3 SAK70       | 10   | 0344300000 |
| BFSC M5X45 PA/NA | 50   | 0344400000 |

| Marking systems |
|-----------------|
|                 |

|       |
|-------|
| DEK 5 |
|-------|

Detailed information on all versions in chapter accessories.

# Modular feed-through terminals

TS 35 / KrG

SAK 2.5

2.5 mm<sup>2</sup>

SAK 4

4 mm<sup>2</sup>

When using ATEX certified components in hazardous area applications the installation instructions and the rated data for accessories in the technical appendix must be considered.

|  |                   |
|--|-------------------|
| <b>Width/Length/Height with TS35x7.5</b> | mm                |
| Max. current / max. cond. cross-section  | A/mm <sup>2</sup> |
| Max. clamping range                      | mm <sup>2</sup>   |

## Technical data

| Rated data  |                 |
|---|-----------------|
| Rated voltage   | V               |
| Rated current   | A               |
| Rated cross-section   | mm <sup>2</sup> |
| Rated impulse voltage / Pollution severity                        | kV/-            |
| Plug gauge IEC 60-947-1 / flammability class acc. UL 94 Approvals |                 |

| Clampable conductors (H05V/H07V)         |                 |
|--|-----------------|
| Solid / stranded                         | mm <sup>2</sup> |
| Flexible / flexible w. wire end ferrule  | mm <sup>2</sup> |
| Tightening torque range (clamping screw) | Nm              |
| Stripping length / blade size            | mm / -          |

| 2 clampable conductors of equal cross-section |                 |
|---|-----------------|
| Solid / stranded                              | mm <sup>2</sup> |
| Flexible / flexible w. wire end ferrule       | mm <sup>2</sup> |


| Information |
|-------------|
|             |

## Order data

| Version |  |
|---------|--|
| yellow  |  |
| blue    |  |

| Information |
|-------------|
|             |

## Accessories

| Cross-connection, screwable   |     |
|---|-----|
|  |     |
|   | (Q) |
| 2-pole  |     |
| 3-pole  |     |
| 4-pole  |     |
| 10-pole   |     |
| Connecting sleeve   |     |
| Fixing screw  |     |
| Fuse cartridges   |     |

| Cross-connection saddle |  |
|-------------------------|--|
| Cross-connection saddle |  |
| Connecting sleeve       |  |
| Fixing screw            |  |

| Socket / Test plug |  |
|--------------------|--|
| Socket             |  |
| Test plug          |  |


| End plate |  |
|-----------|--|
| yellow    |  |
| blue      |  |

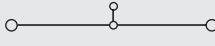
| Partition / Partition disc |  |
|----------------------------|--|
| yellow                     |  |
| blue                       |  |
| Partition disc             |  |

| Cover / fixing screw (plastic) |  |
|--------------------------------|--|
| Cover                          |  |
| Fixing screw (plastic)         |  |

| Marking systems |  |
|-----------------|--|
|                 |  |

Detailed information on all versions in chapter accessories.



|                        |  |
|------------------------|--|
| <b>6.1 x 49.5 x 40</b> |  |
| <b>32 / 6</b>          |  |
| <b>0.13 ... 6</b>      |  |

| IEC 60947-7-1 |             |             |          |
|---------------|-------------|-------------|----------|
| IEC           | UL          | CSA         | EN 50019 |
| 800           | 600         | 600         |          |
| 24            | 20          | 25          |          |
| 2.5           | AWG 22...12 | AWG 26...10 |          |
| 8 / 3         |             |             |          |
| A3 / 5VA      |             |             |          |

| Rated connection |         | Additional connection |  |
|------------------|---------|-----------------------|--|
| 0.5...6          | /       | 0.5...4               |  |
| 0.5...4          | /       | 0.5...2.5             |  |
| 0.4...0.6        | (M 2.5) |                       |  |
| 10               | /       | 3.5 x 0.6             |  |

The rated voltage is 630/690 V when using wire end ferrules without end cover or partition plates.

| Type              | Qty. | Order No.  |
|-------------------|------|------------|
| SAK 2.5/35 KRG    | 100  | 0380420000 |
| SAK 2.5/35 KRG/BL | 100  | 0380470000 |

| Information |
|-------------|
|             |

| Type        | Current [A] | Qty. | Order No.  |
|-------------|-------------|------|------------|
| Q 2 SAK2.5  | 41          | 50   | 0337000000 |
| Q 3 SAK2.5  | 41          | 50   | 0337100000 |
| Q 4 SAK2.5  | 41          | 50   | 0337200000 |
| Q 10 SAK2.5 | 41          | 20   | 0368700000 |

| Width [mm]       |                   |
|------------------|-------------------|
| AP SAK2.5 KRG    | 1.5 20 0279520000 |
| AP SAK2.5 KRG/BL | 1.5 20 0279570000 |

| Width [mm]       |                   |
|------------------|-------------------|
| TW SAK2.5 KRG    | 2.5 20 0302820000 |
| TW SAK2.5 KRG/BL | 2.5 20 0302870000 |
| TSCH 1           | 2 100 0319160000  |


| Width [mm]       |                |
|------------------|----------------|
| AD 4 AKZ4        | 50 0303400000  |
| BFSC M3X22 PA/RT | 100 0128900000 |

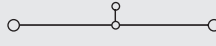
| Width [mm] |  |
|------------|--|
| DEK 6      |  |

| Width [mm]        |                   |
|-------------------|-------------------|
| TW SAK4-10 KRG    | 2.5 20 0130120000 |
| TW SAK4-10 KRG/BL | 2.5 20 0130170000 |
| TSCH 1            | 2 100 0319160000  |

| Width [mm]       |                |
|------------------|----------------|
| AD 4 SAK4        | 50 0285300000  |
| BFSC M3X22 PA/RT | 100 0128900000 |

| Width [mm] |  |
|------------|--|
| DEK 6,5    |  |



|                      |   |
|----------------------|---|
| <b>6.5 x 45 x 44</b> |   |
| <b>41 / 6</b>        |  |
| <b>0.13 ... 6</b>    |   |

| IEC 60947-7-1 |             |             |          |
|---------------|-------------|-------------|----------|
| IEC           | UL          | CSA         | EN 50019 |
| 800           | 600         | 600         |          |
| 32            | 30          | 36          |          |
| 4             | AWG 22...12 | AWG 26...10 |          |
| 8 / 3         |             |             |          |
| A4 / 5VA      |             |             |          |

| Rated connection |       | Additional connection |  |
|------------------|-------|-----------------------|--|
| 0.5...6          | /     | 0.5...4               |  |
| 0.5...4          | /     | 0.5...4               |  |
| 0.5...1.0        | (M 3) |                       |  |
| 12               | /     | 3.5 x 0.6             |  |

To use twin ferrules is the rated voltage 630/690 V.

| Type            | Qty. | Order No.  |
|-----------------|------|------------|
| SAK 4/35 KRG    | 100  | 0443620000 |
| SAK 4/35 KRG/BL | 100  | 0443670000 |

| Information |
|-------------|
|             |

| Type      | Current [A] | Qty. | Order No.  |
|-----------|-------------|------|------------|
| Q 2 SAK4  | 41          | 50   | 0336700000 |
| Q 3 SAK4  | 41          | 50   | 0336800000 |
| Q 4 SAK4  | 41          | 50   | 0336900000 |
| Q 10 SAK4 | 41          | 20   | 0368800000 |

| Width [mm]          |                |
|---------------------|----------------|
| VL 2 SAK4           | 50 0197000000  |
| VH 19/5/3.5 SAK4-16 | 50 0285100000  |
| BFSC M3X25          | 100 0292500000 |

| Width [mm]              |               |
|-------------------------|---------------|
| STB 14/D5/2.3/M3 SAK2.5 | 50 0168600000 |
| PS 2.3 RT               | 20 0180400000 |

| Width [mm]        |                   |
|-------------------|-------------------|
| AP SAK4-10 KRG    | 1.5 20 0117920000 |
| AP SAK4-10 KRG/BL | 1.5 20 0117970000 |

| Width [mm]        |                   |
|-------------------|-------------------|
| TW SAK4-10 KRG    | 2.5 20 0130120000 |
| TW SAK4-10 KRG/BL | 2.5 20 0130170000 |
| TSCH 1            | 2 100 0319160000  |

| Width [mm]       |                |
|------------------|----------------|
| AD 4 SAK4        | 50 0285300000  |
| BFSC M3X22 PA/RT | 100 0128900000 |

| Width [mm] |  |
|------------|--|
| DEK 6,5    |  |

# Modular feed-through terminals

TS 35 / KrG

SAK 6

6 mm<sup>2</sup>

SAK 10

10 mm<sup>2</sup>

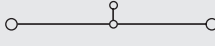
TS 35 / KrG

A

When using ATEX certified components in hazardous area applications the installation instructions and the rated data for accessories in the technical appendix must be considered.

|  |                   |
|--|-------------------|
| <b>Width/Length/Height with TS35x7.5</b> | mm                |
| Max. current / max. cond. cross-section  | A/mm <sup>2</sup> |
| Max. clamping range                      | mm <sup>2</sup>   |

|                    |
|--------------------|
| <b>8 x 45 x 44</b> |
| <b>57 / 10</b>     |
| <b>0.33 ... 10</b> |



|                       |
|-----------------------|
| <b>10 x 45 x 51.5</b> |
| <b>76 / 16</b>        |
| <b>1.5 ... 16</b>     |




## Technical data

| Rated data  |                 |
|---|-----------------|
| Rated voltage   | V               |
| Rated current   | A               |
| Rated cross-section   | mm <sup>2</sup> |
| Rated impulse voltage / Pollution severity                        | kV/-            |
| Plug gauge IEC 60-947-1 / flammability class acc. UL 94 Approvals |                 |
| Clampable conductors (H05V/H07V)                                  |                 |
| Solid / stranded  | mm <sup>2</sup> |
| Flexible / flexible w. wire end ferrule                           | mm <sup>2</sup> |
| Tightening torque range (clamping screw)                          | Nm              |
| Stripping length / blade size                                     | mm / -          |
| 2 clampable conductors of equal cross-section                     |                 |
| Solid / stranded  | mm <sup>2</sup> |
| Flexible / flexible w. wire end ferrule                           | mm <sup>2</sup> |
| Information   |                 |

IEC 60947-7-1

| IEC      | UL         | CSA        | EN 50019 |
|----------|------------|------------|----------|
| 800      | 600        | 600        |          |
| 41       | 40         | 47         |          |
| 6        | AWG 22...8 | AWG 20...8 |          |
| 8 / 3    |            |            |          |
| A5 / 5VA |            |            |          |




| Rated connection   | Additional connection |
|--------------------|-----------------------|
| 0.5...10 / 0.5...6 |                       |
| 0.5...10 / 0.5...6 |                       |
| 0.8...1.6 (M 3.5)  |                       |
| 12 / 4.0 x 0.8     |                       |

To use twin ferrules is the rated voltage 630/690 V.

IEC 60947-7-1

| IEC      | UL         | CSA        | EN 50019 |
|----------|------------|------------|----------|
| 800      | 600        | 600        |          |
| 57       | 60         | 65         |          |
| 10       | AWG 14...6 | AWG 14...6 |          |
| 8 / 3    |            |            |          |
| B6 / 5VA |            |            |          |



| Rated connection    | Additional connection |
|---------------------|-----------------------|
| 1.5...10 / 1.5...16 |                       |
| 1.5...16 / 1.5...10 |                       |
| 2.0...2.4 (M 4)     |                       |
| 12 / 5.5 x 1.0      |                       |

Tightening torque 2 Nm for 10 and 16 mm<sup>2</sup> stranded and AWG 6/7 wire.


## Order data

| Version     |  |
|-------------|--|
| yellow      |  |
| blue        |  |
| Information |  |

| Type            | Qty. | Order No.  |
|-----------------|------|------------|
| SAK 6/35 KRG    | 100  | 0380520000 |
| SAK 6/35 KRG/BL | 100  | 0380570000 |

| Type             | Qty. | Order No.  |
|------------------|------|------------|
| SAK 10/35 KRG    | 100  | 0443720000 |
| SAK 10/35 KRG/BL | 100  | 0443770000 |

## Accessories

| Cross-connection, screwable   |                         |
|---|-------------------------|
|  (Q) | 2-pole                  |
|   | 3-pole                  |
|   | 4-pole                  |
|   | 10-pole                 |
|   | Connecting sleeve       |
|   | Fixing screw            |
|   | Fuse cartridges         |
| Cross-connection saddle   |                         |
|   | Cross-connection saddle |
|   | Connecting sleeve       |
|   | Fixing screw            |
| Socket / Test plug  |                         |
|   | Socket                  |
|   | Test plug               |
| End plate   |                         |
|   | yellow                  |
|   | blue                    |
| Partition / Partition disc  |                         |
|   | yellow                  |
|   | blue                    |
|   | Partition disc          |
| Cover / fixing screw (plastic)  |                         |
|   | Cover                   |
|   | Fixing screw (plastic)  |
| Marking systems   |                         |
|   | DEK 8                   |
| Detailed information on all versions in chapter accessories.                            |                         |

| Type                 | Current [A] | Qty. | Order No.  |
|----------------------|-------------|------|------------|
| Q 2 SAK6N            | 57          | 50   | 0456700000 |
| Q 3 SAK6N            | 57          | 50   | 0456800000 |
| Q 4 SAK6N            | 57          | 50   | 0456900000 |
| Q 10 SAK6N           | 57          | 20   | 0457000000 |
| Width [mm]           |             |      |            |
| VL 2 SAK6N/SAKT      |             | 50   | 0194700000 |
| VH 19/5/3.5 SAK4-16  |             | 50   | 0285100000 |
| BFSC M3X25           |             | 100  | 0292500000 |
| Width [mm]           |             |      |            |
| STB 14/D6/4/M3 SAK10 |             | 50   | 0169900000 |
| PS 4 F.STB 4         |             | 20   | 0299600000 |
| Width [mm]           |             |      |            |
| AP SAK4-10 KRG       | 1.5         | 20   | 0117920000 |
| AP SAK4-10 KRG/BL    | 1.5         | 20   | 0117970000 |
| Width [mm]           |             |      |            |
| TW SAK4-10 KRG       | 2.5         | 20   | 0130120000 |
| TW SAK4-10 KRG/BL    | 2.5         | 20   | 0130170000 |
| TSCH 1               | 2           | 100  | 0319160000 |
| Width [mm]           |             |      |            |
| AD 4 SAK6N           |             | 50   | 0196600000 |
| BFSC M3X22 PA/RT     |             | 100  | 0128900000 |
| Width [mm]           |             |      |            |
| DEK 8                |             |      |            |

| Type                 | Current [A] | Qty. | Order No.  |
|----------------------|-------------|------|------------|
| Q 2 SAK10            | 57          | 50   | 0457100000 |
| Q 3 SAK10            | 57          | 50   | 0457200000 |
| Q 4 SAK10            | 57          | 50   | 0457300000 |
| Q 10 SAK10           | 57          | 20   | 0457400000 |
| Width [mm]           |             |      |            |
| VL 2 SAK6/10/SAKB    |             | 50   | 0135900000 |
| VH 19/5/3.5 SAK4-16  |             | 50   | 0285100000 |
| BFSC M3X25           |             | 100  | 0292500000 |
| Width [mm]           |             |      |            |
| STB 14/D6/4/M3 SAK10 |             | 50   | 0169900000 |
| PS 4 F.STB 4         |             | 20   | 0299600000 |
| Width [mm]           |             |      |            |
| AP SAK4-10 KRG       | 1.5         | 20   | 0117920000 |
| AP SAK4-10 KRG/BL    | 1.5         | 20   | 0117970000 |
| Width [mm]           |             |      |            |
| TW SAK4-10 KRG       | 2.5         | 20   | 0130120000 |
| TW SAK4-10 KRG/BL    | 2.5         | 20   | 0130170000 |
| TSCH 1               | 2           | 100  | 0319160000 |
| Width [mm]           |             |      |            |
| AD 4 SAK10           |             | 50   | 0178600000 |
| BFSC M3X22 PA/RT     |             | 100  | 0128900000 |
| Width [mm]           |             |      |            |
| DEK 5                |             |      |            |

# Modular feed-through terminals

**SAK 16**


**16 mm<sup>2</sup>**

**SAK 35N/35**


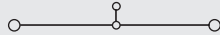
**35 mm<sup>2</sup>**

**SAK 35N/35/IK**


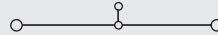
**35 mm<sup>2</sup>**



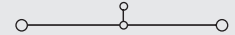
**12 x 50 x 57.5**  
**76 / 16**  
**2.5 ... 16**



**16 x 63 x 60**  
**125 / 50**  
**2.5 ... 50**



**16 x 63 x 60**  
**125 / 50**  
**2.5 ... 50**



Hexagon socket head screw

IEC 60947-7-1

| IEC      | UL         | CSA        | EN 50019 |
|----------|------------|------------|----------|
| 1000     | 600        | 600        |          |
| 76       | 80         | 87         |          |
| 16       | AWG 12...6 | AWG 10...6 |          |
| 8 / 3    |            |            |          |
| B6 / 5VA |            |            |          |



| Rated connection  | Additional connection |
|-------------------|-----------------------|
| 2.5...16 / 4...16 |                       |
| 4...16 / 4...16   |                       |
| 2.0...2.4 (M 4)   |                       |
| 15 / 5.5 x 1.0    |                       |

Installation of the QL side by side use a TW/AP.

IEC 60947-7-1

| IEC      | UL         | CSA        | EN 50019 |
|----------|------------|------------|----------|
| 1000     | 600        | 600        |          |
| 125      | 105        | 120        |          |
| 35       | AWG 12...2 | AWG 12...2 |          |
| 8 / 3    |            |            |          |
| B8 / 5VA |            |            |          |



| Rated connection    | Additional connection |
|---------------------|-----------------------|
| 2.5...16 / 4...50   |                       |
| 2.5...35 / 1.5...35 |                       |
| 4.0...5.0 (M 6)     |                       |
| 18 / 6.5 x 1.2      |                       |

Installation of the QL side by side use a TW/AP.

IEC 60947-7-1

| IEC      | UL         | CSA        | EN 50019 |
|----------|------------|------------|----------|
| 1000     | 600        | 600        |          |
| 125      | 105        | 120        |          |
| 35       | AWG 12...2 | AWG 12...2 |          |
| 8 / 3    |            |            |          |
| B8 / 5VA |            |            |          |



| Rated connection    | Additional connection |
|---------------------|-----------------------|
| 2.5...16 / 4...50   |                       |
| 2.5...35 / 1.5...35 |                       |
| 4.0...6.0 (M 6)     |                       |
| 18 / S 4 (DIN 6911) |                       |

Installation of the QL side by side use a TW/AP.

| Type          | Qty. | Order No.  |
|---------------|------|------------|
| SAK 16/35 KRG | 50   | 0380620000 |

| Type           | Qty. | Order No.  |
|----------------|------|------------|
| SAK 35N/35 KRG | 20   | 0608220000 |

| Type                 | Qty. | Order No.  |
|----------------------|------|------------|
| SAK 35N/35/IK KRG    | 20   | 0608320000 |
| SAK 35N/35/IK KRG/BL | 20   | 0608370000 |

| Type       | Current [A] | Qty. | Order No.  |
|------------|-------------|------|------------|
| Q 2 SAK16  | 76          | 50   | 0457500000 |
| Q 3 SAK16  | 76          | 50   | 0457600000 |
| Q 4 SAK16  | 76          | 50   | 0457700000 |
| Q 10 SAK16 | 76          | 20   | 0457800000 |

| Type            | Current [A] | Qty. | Order No.  |
|-----------------|-------------|------|------------|
| QL 2 SAK35N     | 99          | 50   | 0564900000 |
| QL 3 SAK35N     | 99          | 50   | 0565000000 |
| QL 4 SAK35N     | 99          | 50   | 0565100000 |
| QL 10 SAK35N    | 99          | 20   | 0565200000 |
| VH 17/8/5 SAK35 | 50          | 50   | 0267000000 |
| BFSC M4X30      | 50          | 50   | 0267100000 |
| SS M4 D 128-A 4 | 100         | 100  | 0136400000 |

| Type            | Current [A] | Qty. | Order No.  |
|-----------------|-------------|------|------------|
| QL 2 SAK35N     | 99          | 50   | 0564900000 |
| QL 3 SAK35N     | 99          | 50   | 0565000000 |
| QL 4 SAK35N     | 99          | 50   | 0565100000 |
| QL 10 SAK35N    | 99          | 20   | 0565200000 |
| VH 17/8/5 SAK35 | 50          | 50   | 0267000000 |
| BFSC M4X30      | 50          | 50   | 0267100000 |
| SS M4 D 128-A 4 | 100         | 100  | 0136400000 |

|                     |     |            |
|---------------------|-----|------------|
| VL 2 SAK16/SAKA     | 50  | 0135800000 |
| VH 19/5/3.5 SAK4-16 | 50  | 0285100000 |
| BFSC M3X25          | 100 | 0292500000 |

|                      |    |            |
|----------------------|----|------------|
| STB 16/D7/4/M4 SAK35 | 50 | 0140200000 |
| PS 4 F.STB 4         | 20 | 0299600000 |

|                      |    |            |
|----------------------|----|------------|
| STB 16/D7/4/M4 SAK35 | 50 | 0140200000 |
| PS 4 F.STB 4         | 20 | 0299600000 |

|                      |    |            |
|----------------------|----|------------|
| STB 14/D6/4/M3 SAK10 | 50 | 0169900000 |
| PS 4 F.STB 4         | 20 | 0299600000 |

| Width [mm]   |   | Qty. | Order No.  |
|--------------|---|------|------------|
| AP SAK16 KRG | 3 | 20   | 0271120000 |

| Width [mm]      |   | Qty. | Order No.  |
|-----------------|---|------|------------|
| AP SAK35 KRG    | 3 | 10   | 0303620000 |
| AP SAK35 KRG/BL | 3 | 10   | 0303670000 |

| Width [mm]   |   | Qty. | Order No.  |
|--------------|---|------|------------|
| AP SAK16 KRG | 3 | 20   | 0271120000 |

| Width [mm]      |   | Qty. | Order No.  |
|-----------------|---|------|------------|
| AP SAK35 KRG    | 3 | 10   | 0303620000 |
| AP SAK35 KRG/BL | 3 | 10   | 0303670000 |

| Width [mm]      |   | Qty. | Order No.  |
|-----------------|---|------|------------|
| AP SAK35 KRG    | 3 | 10   | 0303620000 |
| AP SAK35 KRG/BL | 3 | 10   | 0303670000 |

| Width [mm]   |   | Qty. | Order No.  |
|--------------|---|------|------------|
| TW SAK16 KRG | 3 | 20   | 0281120000 |

| Width [mm]   |   | Qty. | Order No.  |
|--------------|---|------|------------|
| TW SAK35 KRG | 3 | 20   | 0304320000 |

| Width [mm]   |   | Qty. | Order No.  |
|--------------|---|------|------------|
| TW SAK35 KRG | 3 | 20   | 0304320000 |

|        |   |     |            |
|--------|---|-----|------------|
| TSCH 1 | 2 | 100 | 0319160000 |
|--------|---|-----|------------|

|            |    |            |
|------------|----|------------|
| AD 4 SAK35 | 50 | 0178700000 |
|------------|----|------------|

|             |    |            |
|-------------|----|------------|
| AD 4 SAK35N | 50 | 0576700000 |
|-------------|----|------------|

|            |    |            |
|------------|----|------------|
| AD 4 SAK16 | 50 | 0518200000 |
|------------|----|------------|

|                  |     |            |
|------------------|-----|------------|
| BFSC M3X22 PA/RT | 100 | 0128900000 |
|------------------|-----|------------|

|                  |     |            |
|------------------|-----|------------|
| BFSC M4X32 PA/RT | 100 | 0129100000 |
|------------------|-----|------------|

|                  |     |            |
|------------------|-----|------------|
| BFSC M3X22 PA/RT | 100 | 0128900000 |
|------------------|-----|------------|

|       |  |  |
|-------|--|--|
| DEK 5 |  |  |
|-------|--|--|

|       |  |  |
|-------|--|--|
| DEK 5 |  |  |
|-------|--|--|

|       |  |  |
|-------|--|--|
| DEK 5 |  |  |
|-------|--|--|

# Modular feed-through terminals

TS 35 / KrG

SAK 95/35

95 mm<sup>2</sup>

TS 35 / KrG

A

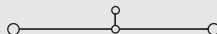
When using ATEX certified components in hazardous area applications the installation instructions and the rated data for accessories in the technical appendix must be considered.

|  |                   |
|--|-------------------|
| <b>Width/Length/Height with TS35x7.5</b> | mm                |
| Max. current / max. cond. cross-section  | A/mm <sup>2</sup> |
| Max. clamping range                      | mm <sup>2</sup>   |

28 x 83.5 x 96.5

269 / 120

16 ... 120



## Technical data

### Rated data

|   |                 |
|---|-----------------|
| Rated voltage   | V               |
| Rated current   | A               |
| Rated cross-section                                     | mm <sup>2</sup> |
| Rated impulse voltage / Pollution severity              | kV/-            |
| Plug gauge IEC 60-947-1 / flammability class acc. UL 94 |                 |
| Approvals   |                 |

IEC 60947-7-1

| IEC       | UL          | CSA         | EN 50019 |
|-----------|-------------|-------------|----------|
| 1000      | 600         | 600         |          |
| 232       | 190         | 210         |          |
| 95        | AWG 6...3/0 | AWG 6...3/0 |          |
|           |             |             | 8 / 3    |
| B12 / 5VA |             |             |          |



### Clampable conductors (H05V/H07V)

|  |                 |
|--|-----------------|
| Solid / stranded                         | mm <sup>2</sup> |
| Flexible / flexible w. wire end ferrule  | mm <sup>2</sup> |
| Tightening torque range (clamping screw) | Nm              |
| Stripping length / blade size            | mm / -          |

### Rated connection

|                    |
|--------------------|
| 16...16 / 10...120 |
| 16...95 / 10...35  |
| 16...20 (M 10)     |
| 30 / S8 (DIN 6911) |

### Additional connection

### 2 clampable conductors of equal cross-section

|   |                 |
|---|-----------------|
| Solid / stranded                        | mm <sup>2</sup> |
| Flexible / flexible w. wire end ferrule | mm <sup>2</sup> |

### Information

## Order data

### Version

yellow  
blue

### Information

### Type

SAK 95/35 KRG

### Qty.

10

### Order No.

0662220000

## Accessories

### Cross-connection, screwable



(Q)

|                   |
|-------------------|
| 2-pole            |
| 3-pole            |
| 4-pole            |
| 10-pole           |
| Connecting sleeve |
| Fixing screw      |
| Fuse cartridges   |

### Type

QL 2 SAKG28  
QL 3 SAKG28  
QL 4 SAKG28

### Current [A]

### Qty.

10  
5  
5

### Order No.

0551200000  
0407600000  
0407700000

### Cross-connection saddle

|                         |
|-------------------------|
| Cross-connection saddle |
| Connecting sleeve       |
| Fixing screw            |

VH 35/11/5.5 SAK95  
KISC M5X50/26 SAK95  
SS M5 D 128-A 5

10  
20  
50

0551100000  
0630200000  
0346100000

### Socket / Test plug

Socket  
Test plug

STB 16/D7/4/M5 SAK70  
PS 4 F.STB 4

50  
20

0385400000  
0299600000

### End plate

yellow  
blue

AP SAK95 KRG  
AP SAK95 KRG/BL

3  
3

10  
10

0550920000  
0550970000

### Partition / Partition disc

yellow  
blue  
Partition disc

### Width [mm]

### Cover / fixing screw (plastic)

Cover  
Fixing screw (plastic)

ADP 3/HP3 1M  
BFSC M5X45 PA/NA

1  
50

0485400000  
0344400000

### Marking systems

DEK 5

Detailed information on all versions in chapter accessories.

Holder HP 3 0485760000 for the ADP 3-Profil.

# Spring Loaded Terminal

TS 35 / PA


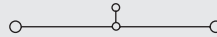
RSF 3/35

4 mm<sup>2</sup>

When using ATEX certified components in hazardous area applications the installation instructions and the rated data for accessories in the technical appendix must be considered.

|  |                   |
|--|-------------------|
| <b>Width/Length/Height with TS35x7.5</b> | mm                |
| Max. current / max. cond. cross-section  | A/mm <sup>2</sup> |
| Max. clamping range                      | mm <sup>2</sup>   |

8 x 50 x 60  
**32 / 4**  
**0.5 ... 4**



## Technical data

| Rated data  |                 |
|---|-----------------|
| Rated voltage   | V               |
| Rated current   | A               |
| Rated cross-section                                     | mm <sup>2</sup> |
| Rated impulse voltage / Pollution severity              | kV/-            |
| Plug gauge IEC 60-947-1 / flammability class acc. UL 94 |                 |
| Approvals   |                 |

IEC 60947-7-1

| IEC | UL          | CSA         | EN 50019 |
|-----|-------------|-------------|----------|
| 630 | 600         | 600         |          |
| 32  | 20          | 25          |          |
| 4   | AWG 22...12 | AWG 22...12 |          |
|     |             | 6 / 3       |          |
|     |             | / V2        |          |



| Clampable conductors (H05V/H07V)         |                 |
|--|-----------------|
| Solid / stranded                         | mm <sup>2</sup> |
| Flexible / flexible w. wire end ferrule  | mm <sup>2</sup> |
| Tightening torque range (clamping screw) | Nm              |
| Stripping length / blade size            | mm / -          |

| Rated connection  | Additional connection |
|-------------------|-----------------------|
| 0.5...4 / 0.5...4 |                       |
| 0.5...4 / 0.5...4 |                       |
| 0.5...1.0 (M3)    |                       |
| 12 / 3.5 x 0.6    |                       |

| 2 clampable conductors of equal cross-section |                 |
|---|-----------------|
| Solid / stranded                              | mm <sup>2</sup> |
| Flexible / flexible w. wire end ferrule       | mm <sup>2</sup> |

## Information


## Order data

| Version |       |
|---------|-------|
|         | beige |
|         | blue  |

| Type     | Qty. | Order No.  |
|----------|------|------------|
| RSF 3/35 | 50   | 9501160000 |

## Information

## Accessories

| Cross-connection, screwable   |                   |
|---|-------------------|
|  | 2-pole            |
|   | 3-pole            |
|   | 4-pole            |
|   | 10-pole           |
|   | Connecting sleeve |
|   | Fixing screw      |
|   | Fuse cartridges   |

| Type                 | Current [A] | Qty. | Order No.  |
|----------------------|-------------|------|------------|
| QL 2 SAK6N           | 57          | 50   | 0194300000 |
| QL 3 SAK6N           | 57          | 50   | 0194400000 |
| QL 4 SAK6N           | 57          | 50   | 0194500000 |
| QL 10 SAK6N          | 57          | 20   | 0338300000 |
| VH 13.5/4.9/3.3 SAK4 |             | 100  | 0248500000 |
| KISC M3X20.5/10 EK4  |             | 100  | 0303000000 |
| SS M3 D 128-A 3      |             | 50   | 0164400000 |

| Cross-connection saddle |                         |
|-------------------------|-------------------------|
|                         | Cross-connection saddle |
|                         | Connecting sleeve       |
|                         | Fixing screw            |

|                      |    |            |
|----------------------|----|------------|
| VL 2 SAK6N/SAKT      | 50 | 0194700000 |
| VH 21/5/3.5 SAK16-35 | 50 | 0309600000 |
| BFSC M3X30           | 50 | 0296200000 |

| Socket / Test plug |           |
|--------------------|-----------|
|                    | Socket    |
|                    | Test plug |

|                         |    |            |
|-------------------------|----|------------|
| STB 14/D5/2.3/M3 SAK2.5 | 50 | 0168600000 |
| PS 2.3 RT               | 20 | 0180400000 |

| End plate |       |
|-----------|-------|
|           | beige |
|           | blue  |

| Width [mm] |   |    |            |
|------------|---|----|------------|
| AP RSF3    | 3 | 10 | 0270460000 |

| Partition / Partition disc |                |
|----------------------------|----------------|
|                            | beige          |
|                            | blue           |
|                            | Partition disc |

| Width [mm]            |     |     |            |
|-----------------------|-----|-----|------------|
| TW AST1/PA HP/DBR/0.5 | 0.5 | 20  | 0474700000 |
| TSCH 1                | 2   | 100 | 0319160000 |

| Cover / fixing screw (plastic) |                        |
|--------------------------------|------------------------|
|                                | Cover                  |
|                                | Fixing screw (plastic) |

|              |    |            |
|--------------|----|------------|
| ADP 2/HP2 1M | 36 | 0485300000 |
|--------------|----|------------|

## Marking systems

DEK 5

Detailed information on all versions in chapter accessories.

# Double Deck Terminal

TS 35 / PA

DK 4/35

4 mm<sup>2</sup>

DK 4 Q/35

4 mm<sup>2</sup>

TS 35 / PA

A

When using ATEX certified components in hazardous area applications the installation instructions and the rated data for accessories in the technical appendix must be considered.

|  |                   |
|--|-------------------|
| <b>Width/Length/Height with TS35x7.5</b> | mm                |
| Max. current / max. cond. cross-section  | A/mm <sup>2</sup> |
| Max. clamping range                      | mm <sup>2</sup>   |

|                      |  |
|----------------------|--|
| <b>6 x 54 x 60.5</b> |  |
| <b>41 / 6</b>        |  |
| <b>0.13 ... 6</b>    |  |

|                      |  |
|----------------------|--|
| <b>6 x 54 x 60.5</b> |  |
| <b>41 / 6</b>        |  |
| <b>0.13 ... 6</b>    |  |

## Technical data

| Rated data  |                 |
|---|-----------------|
| Rated voltage   | V               |
| Rated current   | A               |
| Rated cross-section                                     | mm <sup>2</sup> |
| Rated impulse voltage / Pollution severity              | kV/-            |
| Plug gauge IEC 60-947-1 / flammability class acc. UL 94 |                 |
| Approvals   |                 |

IEC 60947-7-1

| IEC | UL          | CSA         | EN 50019 |
|-----|-------------|-------------|----------|
| 500 | 300         | 300         |          |
| 32  | 27          | 10          |          |
| 4   | AWG 22...12 | AWG 26...12 |          |
|     |             | 6 / 3       |          |
|     |             | A3 / V2     |          |

IEC 60947-7-1

| IEC | UL          | CSA         | EN 50019 |
|-----|-------------|-------------|----------|
| 500 | 300         | 300         |          |
| 32  | 27          | 10          |          |
| 4   | AWG 22...12 | AWG 26...12 |          |
|     |             | 6 / 3       |          |
|     |             | A3 / V2     |          |

| Clampable conductors (H05V/H07V)         |                 |
|--|-----------------|
| Solid / stranded                         | mm <sup>2</sup> |
| Flexible / flexible w. wire end ferrule  | mm <sup>2</sup> |
| Tightening torque range (clamping screw) | Nm              |
| Stripping length / blade size            | mm / -          |

| Rated connection |             | Additional connection |  |
|------------------|-------------|-----------------------|--|
| 0.5...6          | / 0.5...4   |                       |  |
| 0.5...4          | / 0.5...2.5 |                       |  |
| 0.6...0.8        | (M 3)       |                       |  |
| 8                | / 3.5 x 0.6 |                       |  |

| Rated connection |             | Additional connection |  |
|------------------|-------------|-----------------------|--|
| 0.5...6          | / 0.5...4   |                       |  |
| 0.5...4          | / 0.5...2.5 |                       |  |
| 0.6...0.8        | (M 3)       |                       |  |
| 8                | / 3.5 x 0.6 |                       |  |

| 2 clampable conductors of equal cross-section |                 |
|---|-----------------|
| Solid / stranded                              | mm <sup>2</sup> |
| Flexible / flexible w. wire end ferrule       | mm <sup>2</sup> |

|           |             |
|-----------|-------------|
| 0.5...1.5 |             |
| 0.5...1.5 | / 0.5...1.5 |

|           |             |
|-----------|-------------|
| 0.5...1.5 |             |
| 0.5...1.5 | / 0.5...1.5 |

| Information |
|-------------|
|             |

| Information |
|-------------|
|             |

## Order data

| Version | Type       | Qty. | Order No.  |
|---------|------------|------|------------|
| beige   | DK 4/35    | 100  | 0527660000 |
| blue    | DK 4/35 BL | 100  | 0527680000 |

| Version | Type        | Qty. | Order No.  |
|---------|-------------|------|------------|
| beige   | DK 4Q/35    | 100  | 0590160000 |
| blue    | DK 4Q/35 BL | 100  | 0590180000 |

| Information |
|-------------|
|             |

| Information |
|-------------|
|             |

## Accessories

| Cross-connection, screwable |  |
|-----------------------------|--|
|                             |  |
| 2-pole                      |  |
| 3-pole                      |  |
| 4-pole                      |  |
| 10-pole                     |  |
| Connecting sleeve           |  |
| Fixing screw                |  |
| Fuse cartridges             |  |

| Type      | Current [A] | Qty. | Order No.  |
|-----------|-------------|------|------------|
| Q 2 AKZ4  | 32          | 50   | 0336400000 |
| Q 3 AKZ4  | 32          | 50   | 0336500000 |
| Q 4 AKZ4  | 32          | 50   | 0336600000 |
| Q 10 AKZ4 | 32          | 20   | 0368600000 |

| Type      | Current [A] | Qty. | Order No.  |
|-----------|-------------|------|------------|
| Q 2 AKZ4  | 32          | 50   | 0336400000 |
| Q 3 AKZ4  | 32          | 50   | 0336500000 |
| Q 4 AKZ4  | 32          | 50   | 0336600000 |
| Q 10 AKZ4 | 32          | 20   | 0368600000 |

| Cross-connection saddle |  |
|-------------------------|--|
| Cross-connection saddle |  |
| Connecting sleeve       |  |
| Fixing screw            |  |

| Cross-connection saddle |  |
|-------------------------|--|
| Cross-connection saddle |  |
| Connecting sleeve       |  |
| Fixing screw            |  |

| Socket / Test plug |  |
|--------------------|--|
| Socket             |  |
| Test plug          |  |

| Socket / Test plug |  |
|--------------------|--|
| Socket             |  |
| Test plug          |  |

| End plate |  |
|-----------|--|
| beige     |  |
| blue      |  |

| End plate |  |
|-----------|--|
| beige     |  |
| blue      |  |

| Partition / Partition disc |  |
|----------------------------|--|
| beige                      |  |
| blue                       |  |
| Partition disc             |  |

| Partition / Partition disc |  |
|----------------------------|--|
| beige                      |  |
| blue                       |  |
| Partition disc             |  |

| Cover / fixing screw (plastic) |  |
|--------------------------------|--|
| Cover                          |  |
| Fixing screw (plastic)         |  |

| Cover / fixing screw (plastic) |  |
|--------------------------------|--|
| Cover                          |  |
| Fixing screw (plastic)         |  |

| Marking systems |  |
|-----------------|--|
| DEK 6           |  |

| Marking systems |  |
|-----------------|--|
| DEK 6           |  |

Detailed information on all versions in chapter accessories.


Detailed information on all versions in chapter accessories.



# Double Deck Terminal

DK 4 QV/35

4 mm<sup>2</sup>



6 x 54 x 40.5

41 / 6

0.13 ... 6



IEC 60947-7-1

| IEC | UL          | CSA         | EN 50019 |
|-----|-------------|-------------|----------|
| 500 | 300         | 300         |          |
| 32  | 27          | 10          |          |
| 4   | AWG 22...12 | AWG 26...12 |          |
|     | 6 / 3       |             |          |
|     | A3 / V2     |             |          |



| Rated connection    | Additional connection |
|---------------------|-----------------------|
| 0.5...6 / 0.5...4   |                       |
| 0.5...4 / 0.5...2.5 |                       |
| 0.6...0.8 (M 3)     |                       |
| 8 / 3.5 x 0.6       |                       |

0.5...1.5

0.5...1.5 / 0.5...1.5

| Type         | Qty. | Order No.  |
|--------------|------|------------|
| DK 4QV/35    | 100  | 0363660000 |
| DK 4QV/35 BL | 100  | 0363680000 |

| Type      | Current [A] | Qty. | Order No.  |
|-----------|-------------|------|------------|
| Q 2 AKZ4  | 32          | 50   | 0336400000 |
| Q 3 AKZ4  | 32          | 50   | 0336500000 |
| Q 4 AKZ4  | 32          | 50   | 0336600000 |
| Q 10 AKZ4 | 32          | 20   | 0368600000 |

|                         |    |            |
|-------------------------|----|------------|
| STB 8.5/D4/2.3/M2.5 AKZ | 50 | 0215700000 |
| PS 2.3 RT               | 20 | 0180400000 |

Width [mm]

|            |     |    |            |
|------------|-----|----|------------|
| AP DK4Q    | 1.5 | 20 | 1397160000 |
| AP DK4Q BL | 1.5 | 20 | 1397180000 |

Width [mm]

|        |   |    |            |
|--------|---|----|------------|
| WTW EN | 3 | 20 | 1058800000 |
|--------|---|----|------------|

|               |   |     |            |
|---------------|---|-----|------------|
| TSCH 6 DKI S4 | 5 | 100 | 0190260000 |
|---------------|---|-----|------------|

|           |    |            |
|-----------|----|------------|
| AD 4 AKZ4 | 50 | 0303400000 |
|-----------|----|------------|

|                    |     |            |
|--------------------|-----|------------|
| BFSC M2.5X18 PA/RT | 100 | 0303300000 |
|--------------------|-----|------------|

DEK 6

# Modular PE terminals

TS 35 / PA

EK 2.5/35

2.5 mm<sup>2</sup>


EK 4/35

4 mm<sup>2</sup>

TS 35 / PA

A

When using ATEX certified components in hazardous area applications the installation instructions and the rated data for accessories in the technical appendix must be considered.



**Width/Length/Height with TS35x7.5** mm  
 Max. current / max. cond. cross-section A/mm<sup>2</sup>  
 Max. clamping range mm<sup>2</sup>

**6 x 56.6 x 40**  
**/ 6**  
**0.33 ... 6**

**6.5 x 56.5 x 44**  
**/ 6**  
**0.33 ... 6**

## Technical data

| Rated data  |                 |
|---|-----------------|
| Rated cross-section   | mm <sup>2</sup> |
| Rated voltage for adjacent terminal                               | V               |
| Rated impulse voltage / Pollution severity                        | kV              |
| Short-duration withstand current                                  | A               |
| Pollution severity  |                 |
| Plug gauge IEC 60-947-1 / flammability class acc. UL 94 Approvals |                 |

IEC 60947-7-2

| IEC | UL                         | CSA          | EN 50019 |
|-----|----------------------------|--------------|----------|
| 2.5 | AWG 22... 12               | AWG 26... 10 |          |
| 800 |                            |              |          |
| 8   |                            |              |          |
|     | 480 A (4 mm <sup>2</sup> ) |              |          |
|     | 3                          |              |          |
|     | A3 / V2                    |              |          |

IEC 60947-7-2

| IEC | UL                         | CSA          | EN 50019 |
|-----|----------------------------|--------------|----------|
| 4   | AWG 22... 12               | AWG 26... 10 |          |
| 800 |                            |              |          |
| 8   |                            |              |          |
|     | 720 A (6 mm <sup>2</sup> ) |              |          |
|     | 3                          |              |          |
|     | A4 / V2                    |              |          |

| Clampable conductors (H05V/H07V)         |                 |
|--|-----------------|
| Solid / stranded                         | mm <sup>2</sup> |
| Flexible / flexible w. wire end ferrule  | mm <sup>2</sup> |
| Tightening torque range (clamping screw) | Nm              |
| Tightening torque range (fixing screw)   | Nm              |
| Stripping length / blade size            | mm / -          |

| Rated connection    | Additional connection |
|---------------------|-----------------------|
| 0.5...6 / 0.5...4   |                       |
| 0.5...4 / 0.5...2.5 |                       |
| 0.4...0.6 (M 2.5)   |                       |
| 0.4...0.6 (M 2.5)   |                       |
| 10 / 3.5 x 0.6      |                       |

| Rated connection  | Additional connection |
|-------------------|-----------------------|
| 0.5...6 / 0.5...4 |                       |
| 0.5...4 / 0.5...4 |                       |
| 0.5...1.0 (M 3)   |                       |
| 0.5...1.0 (M 3)   |                       |
| 12 / 3.5 x 0.6    |                       |

| 2 clampable conductors of equal cross-section |                 |
|---|-----------------|
| Solid / stranded                              | mm <sup>2</sup> |
| Flexible / flexible w. wire end ferrule       | mm <sup>2</sup> |

## Information

## Order data

| Version      |
|--------------|
| green/yellow |

| Type      | Qty. | Order No.  |
|-----------|------|------------|
| EK 2.5/35 | 100  | 0661060000 |

| Type    | Qty. | Order No.  |
|---------|------|------------|
| EK 4/35 | 100  | 0661160000 |

## Information

## Accessories

| Rail support |
|--------------|
|              |

| Type | Qty. | Order No.  |
|------|------|------------|
| SH 2 | 10   | 0494920000 |

| Type | Qty. | Order No.  |
|------|------|------------|
| SH 2 | 10   | 0494920000 |

| Marking systems |
|-----------------|
|                 |

|       |
|-------|
| DEK 6 |
|-------|

|         |
|---------|
| DEK 6,5 |
|---------|

For detailed information on other accessories and applications see "Accessories"

# Modular PE terminals

**EK 6/35**

**6 mm<sup>2</sup>**

**EK 10**

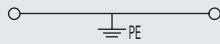
**10 mm<sup>2</sup>**

**EK 16**

**16 mm<sup>2</sup>**



**8 x 56.5 x 44**  
**/ 10**  
**0.5 ... 10**



IEC 60947-7-2

| IEC | UL                         | CSA         | EN 50019 |
|-----|----------------------------|-------------|----------|
| 6   | AWG 22... 8                | AWG 20... 8 |          |
| 800 |                            |             |          |
| 8   |                            |             |          |
|     | 720 A (6 mm <sup>2</sup> ) |             |          |
|     | 3                          |             |          |
|     | A5 / V2                    |             |          |




| Rated connection   | Additional connection |
|--------------------|-----------------------|
| 0.5...10 / 1.5...6 |                       |
| 0.5...10 / 0.5...6 |                       |
| 0.8...1.6 (M 3.5)  |                       |
| 0.5...1.0 (M 3)    |                       |
| 12 / 4.0 x 0.8     |                       |

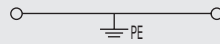
| Type    | Qty. | Order No.  |
|---------|------|------------|
| EK 6/35 | 100  | 0661260000 |

| Type | Qty. | Order No.  |
|------|------|------------|
| SH 2 | 10   | 0494920000 |

DEK 8



**10 x 56 x 44**  
**/ 10**  
**0.5 ... 10**



IEC 60947-7-2

| IEC | UL                           | CSA         | EN 50019 |
|-----|------------------------------|-------------|----------|
| 10  | AWG 14... 6                  | AWG 14... 6 |          |
| 800 |                              |             |          |
| 8   |                              |             |          |
|     | 1200 A (10 mm <sup>2</sup> ) |             |          |
|     | 3                            |             |          |
|     | B6 / V2                      |             |          |



| Rated connection    | Additional connection |
|---------------------|-----------------------|
| 0.5...10 / 1.5...6  |                       |
| 0.5...10 / 0.5...10 |                       |
| 1.2...2.4 (M 4)     |                       |
| 0.5...1.0 (M 3)     |                       |
| 12 / 5.5 x 1.0      |                       |

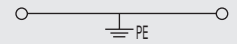
| Type     | Qty. | Order No.  |
|----------|------|------------|
| EK 10/35 | 100  | 0661360000 |

| Type | Qty. | Order No.  |
|------|------|------------|
| SH 2 | 10   | 0494920000 |

DEK 5



**12 x 56 x 50**  
**/ 16**  
**1.5 ... 16**



IEC 60947-7-2

| IEC | UL                           | CSA         | EN 50019 |
|-----|------------------------------|-------------|----------|
| 16  | AWG 12... 4                  | AWG 10... 4 |          |
| 800 |                              |             |          |
| 8   |                              |             |          |
|     | 1920 A (16 mm <sup>2</sup> ) |             |          |
|     | 3                            |             |          |
|     | B6 / V2                      |             |          |



| Rated connection    | Additional connection |
|---------------------|-----------------------|
| 2.5...16 / 2.5...16 |                       |
| 2.5...16 / 4...16   |                       |
| 2.0...2.4 (M 4)     |                       |
| 0.5...1.0 (M 3)     |                       |
| 16 / 5.5 x 1.0      |                       |

| Type     | Qty. | Order No.  |
|----------|------|------------|
| EK 16/35 | 50   | 0190160000 |

| Type | Qty. | Order No.  |
|------|------|------------|
| SH 2 | 10   | 0494920000 |

DEK 5

# Modular PE terminals

## TS 35 / PA

### EK 35/35

35 mm<sup>2</sup>

### EK 95/35

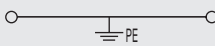
95 mm<sup>2</sup>


TS 35 / PA


A

When using ATEX certified components in hazardous area applications the installation instructions and the rated data for accessories in the technical appendix must be considered.

|  |                   |
|--|-------------------|
| <b>Width/Length/Height with TS35x7.5</b> | mm                |
| Max. current / max. cond. cross-section  | A/mm <sup>2</sup> |
| Max. clamping range                      | mm <sup>2</sup>   |

|                     |  |
|---------------------|--|
| <b>16 x 58 x 60</b> |  |
| <b>/ 50</b>         |  |
| <b>2.5 ... 50</b>   |  |

|                         |   |
|-------------------------|---|
| <b>25 x 76.5 x 90.5</b> |   |
| <b>/ 120</b>            |   |
| <b>10 ... 120</b>       |  |



### Technical data

| Rated data  |                 |
|---|-----------------|
| Rated cross-section                                     | mm <sup>2</sup> |
| Rated voltage for adjacent terminal                     | V               |
| Rated impulse voltage / Pollution severity              | kV              |
| Short-duration withstand current                        | A               |
| Pollution severity                                      |                 |
| Plug gauge IEC 60-947-1 / flammability class acc. UL 94 |                 |
| Approvals   |                 |

IEC 60947-7-2

| IEC | UL                           | CSA         | EN 50019 |
|-----|------------------------------|-------------|----------|
| 35  | AWG 6... 2                   | AWG 12... 2 |          |
| 800 |                              |             |          |
| 8   |                              |             |          |
|     | 4200 A (35 mm <sup>2</sup> ) |             |          |
|     | 3                            |             |          |
|     | B9 / V2                      |             |          |

IEC 60947-7-2

| IEC | UL                            | CSA | EN 50019 |
|-----|-------------------------------|-----|----------|
| 95  |                               |     |          |
| 8   |                               |     |          |
|     | 11400 A (95 mm <sup>2</sup> ) |     |          |
|     | 3                             |     |          |
|     | B12                           |     |          |

| Clampable conductors (H05V/H07V)         |                 |
|--|-----------------|
| Solid / stranded                         | mm <sup>2</sup> |
| Flexible / flexible w. wire end ferrule  | mm <sup>2</sup> |
| Tightening torque range (clamping screw) | Nm              |
| Tightening torque range (fixing screw)   | Nm              |
| Stripping length / blade size            | mm / -          |

| Rated connection  | Additional connection |
|-------------------|-----------------------|
| 6...16 / 16...50  |                       |
| 10...35 / 10...35 |                       |
| 4.0...6.0 (M 6)   |                       |
| 1.2...2.4 (M 4)   |                       |
| 20 / 6.5 x 1.2    |                       |

| Rated connection  | Additional connection |
|-------------------|-----------------------|
| 10...16 / 10...95 |                       |
| 16...95 / 10...95 |                       |
| 10...20 (M 10)    |                       |
| 1.2...2.4 (M 4)   |                       |
| 27                |                       |

| 2 clampable conductors of equal cross-section |                 |
|---|-----------------|
| Solid / stranded                              | mm <sup>2</sup> |
| Flexible / flexible w. wire end ferrule       | mm <sup>2</sup> |

| 2 clampable conductors of equal cross-section |                 |
|---|-----------------|
| Solid / stranded                              | mm <sup>2</sup> |
| Flexible / flexible w. wire end ferrule       | mm <sup>2</sup> |

| 2 clampable conductors of equal cross-section |                 |
|---|-----------------|
| Solid / stranded                              | mm <sup>2</sup> |
| Flexible / flexible w. wire end ferrule       | mm <sup>2</sup> |

| Information  |
|--|
| A TS 35x15/2.3 must be used for connecting conductors of 35-50 mm <sup>2</sup> . |

| Information   |
|---|
| The copper rail TS 35, order No. 0270100000, must be used for fixing. |

| Information   |
|---|
| The copper rail TS 35, order No. 0270100000, must be used for fixing. |

### Order data

| Version      |
|--------------|
| green/yellow |

| Type     | Qty. | Order No.  |
|----------|------|------------|
| EK 35/35 | 20   | 0661460000 |

| Type            | Qty. | Order No.  |
|-----------------|------|------------|
| EK 95/35/1ZB BK | 10   | 0535300000 |

| Information |
|-------------|
|             |

| Information |
|-------------|
|             |

| Information |
|-------------|
|             |

### Accessories

| Accessories |
|-------------|
|             |

| Accessories |
|-------------|
|             |

| Accessories |
|-------------|
|             |

| Rail support |
|--------------|
|              |

| Type | Qty. | Order No.  |
|------|------|------------|
| SH 2 | 10   | 0494920000 |

| Type | Qty. | Order No.  |
|------|------|------------|
| SH 2 | 10   | 0494920000 |

| Marking systems |
|-----------------|
|                 |

| Marking systems |
|-----------------|
| DEK 5           |

| Marking systems |
|-----------------|
|                 |


For detailed information on other accessories and applications see "Accessories"

To fix the terminals use the copper rail TS35 order no. 0270100000.

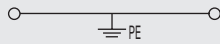
# Modular PE terminals

SAKE 70/35

70 mm<sup>2</sup>



18 x 94 x 59.5  
/ 70  
10 ... 70



IEC 60947-7-2

| IEC | UL | CSA | EN 50019 |
|-----|----|-----|----------|
| 70  |    |     |          |

B10



| Rated connection  | Additional connection |
|-------------------|-----------------------|
| 10...16 / 10...70 |                       |
| ...70 / 10...10   |                       |
| 6.0...12 (M 8)    |                       |
| 2.0...4.0 (M 5)   |                       |
| 25                |                       |

A steel TS 35x15/2.3 must be used when connecting conductors of 35-50 mm<sup>2</sup>, and a copper rail for conductors of 70 mm<sup>2</sup>.

| Type                | Qty. | Order No.  |
|---------------------|------|------------|
| EK 70/35/M.2ZB O.IK | 10   | 1338300000 |

| Type | Qty. | Order No.  |
|------|------|------------|
| SH 2 | 10   | 0494920000 |

For wires with 35 - 50 mm<sup>2</sup> use the TS 35x15/2.3 in steel and with 70 mm<sup>2</sup> wires use the TS 35/15/2.3 Cu.

# Disconnect terminals

TS 35 / PA

SAKR

4 mm<sup>2</sup>

SAKR-D

4 mm<sup>2</sup>

TS 35 / PA

A

When using ATEX certified components in hazardous area applications the installation instructions and the rated data for accessories in the technical appendix must be considered.

|  |                   |
|--|-------------------|
| <b>Width/Length/Height with TS35x7.5</b> | mm                |
| Max. current / max. cond. cross-section  | A/mm <sup>2</sup> |
| Max. clamping range                      | mm <sup>2</sup>   |

|                        |  |
|------------------------|--|
| <b>6.5 x 42 x 40.5</b> |  |
| <b>10 / 4</b>          |  |
| <b>0.13 ... 4</b>      |  |

|                      |  |
|----------------------|--|
| <b>6.5 x 46 x 38</b> |  |
| <b>10 / 4</b>        |  |
| <b>0.13 ... 4</b>    |  |

## Technical data

| Rated data  |                 |
|---|-----------------|
| Rated voltage   | V               |
| Rated current   | A               |
| Rated cross-section                                     | mm <sup>2</sup> |
| Rated impulse voltage / Pollution severity              | kV/-            |
| Plug gauge IEC 60-947-1 / flammability class acc. UL 94 |                 |
| Approvals   |                 |

IEC 60947-7-1 / VDE 0100-537

| IEC | UL          | CSA         | EN 50019 |
|-----|-------------|-------------|----------|
| 400 | 300         | 300         |          |
| 10  | 10          | 10          |          |
| 4   | AWG 26...12 | AWG 26...12 |          |
|     |             | 6 / 3       |          |
|     |             | A3 / V2     |          |

IEC 60947-7-1 / VDE 0100-537

| IEC | UL          | CSA         | EN 50019 |
|-----|-------------|-------------|----------|
| 250 | 300         | 300         |          |
| 10  | 10          | 10          |          |
| 4   | AWG 26...12 | AWG 22...12 |          |
|     |             | 6 / 3       |          |
|     |             | A3 / V2     |          |

| Clampable conductors (H05V/H07V)         |                 |
|--|-----------------|
| Solid / stranded                         | mm <sup>2</sup> |
| Flexible / flexible w. wire end ferrule  | mm <sup>2</sup> |
| Tightening torque range (clamping screw) | Nm              |
| Stripping length / blade size            | mm / -          |

| Rated connection    | Additional connection |
|---------------------|-----------------------|
| 0.5...4 / 1.5...4   |                       |
| 0.5...4 / 0.5...2.5 |                       |
| 0.5...1.0 (M 3)     |                       |
| 8 / 3.5 x 0.6       |                       |

| Rated connection    | Additional connection |
|---------------------|-----------------------|
| 0.5...4 / 1.5...4   |                       |
| 0.5...4 / 0.5...2.5 |                       |
| 0.5...1.0 (M 3)     |                       |
| 8 / 3.5 x 0.6       |                       |

| 2 clampable conductors of equal cross-section |                 |
|---|-----------------|
| Solid / stranded                              | mm <sup>2</sup> |
| Flexible / flexible w. wire end ferrule       | mm <sup>2</sup> |

| Information  |
|--|
| The tightening torque is 0.5-0.7 Nm for disconnect terminals with sockets. |

| Information  |
|--|
| The tightening torque with test sockets is 0.5-0.7 Nm. |

## Order data

| Version |  |
|---------|--|
| beige   |  |
| blue    |  |

| Type                               | Qty. | Order No.  |
|------------------------------------|------|------------|
| SAKR/35                            | 100  | 0172160000 |
| SAKR/35 BL                         | 100  | 0172180000 |
| SAKR/35 2 StB order No. 0183360000 |      |            |

| Type     | Qty. | Order No.  |
|----------|------|------------|
| SAKRD/35 | 50   | 0185760000 |

| Information |
|-------------|
|             |

## Accessories

| Cross-connection, screwable |  |
|-----------------------------|--|
|                             |  |
| 2-pole                      |  |
| 3-pole                      |  |
| 4-pole                      |  |
| 10-pole                     |  |
| Connecting sleeve           |  |
| Fixing screw                |  |
| Fuse cartridges             |  |

| Type           | Current [A] | Qty. | Order No.  |
|----------------|-------------|------|------------|
| QB 2 WI RA6 IS | 27          | 50   | 0482700000 |
| QB 3 WI RA6 IS | 27          | 50   | 0482800000 |
| QB 4 WI RA6 IS | 27          | 50   | 0482900000 |

| Type           | Current [A] | Qty. | Order No.  |
|----------------|-------------|------|------------|
| QB 2 WI RA6 IS | 27          | 50   | 0482700000 |
| QB 3 WI RA6 IS | 27          | 50   | 0482800000 |
| QB 4 WI RA6 IS | 27          | 50   | 0482900000 |

| Cross-connection saddle |  |
|-------------------------|--|
| Cross-connection saddle |  |
| Connecting sleeve       |  |
| Fixing screw            |  |

| Socket / Test plug |  |
|--------------------|--|
| Socket             |  |
| Test plug          |  |

| Type                   | Qty. | Order No.  |
|------------------------|------|------------|
| STB 6/D3.7/2.3/M3 SAKR | 100  | 0379400000 |
| PS 2.3 RT              | 20   | 0180400000 |

| Type                   | Qty. | Order No.  |
|------------------------|------|------------|
| STB 6/D3.7/2.3/M3 SAKR | 100  | 0379400000 |
| PS 2.3 RT              | 20   | 0180400000 |

| End plate |  |
|-----------|--|
| beige     |  |
| blue      |  |

| Type       | Width [mm] | Qty. | Order No.  |
|------------|------------|------|------------|
| AP SAKR BE | 1.5        | 20   | 0211360000 |
| AP SAKR BL | 1.5        | 20   | 0211380000 |

| Type       | Width [mm] | Qty. | Order No.  |
|------------|------------|------|------------|
| AP SAKR BE | 1.5        | 20   | 0211360000 |
| AP SAKR BL | 1.5        | 20   | 0211380000 |

| Partition / Partition disc |  |
|----------------------------|--|
| beige                      |  |
| blue                       |  |
| Partition disc             |  |

| Cover / fixing screw (plastic) |  |
|--------------------------------|--|
| Cover                          |  |
| Fixing screw (plastic)         |  |

| Marking systems |  |
|-----------------|--|
| DEK 6,5         |  |

| Detailed information on all versions in chapter accessories.                             |  |
|--|--|
| QB 25 blank, see chapter accessories. To use twin ferrules ZH 0,5 to ZH 1,5 is possible. |  |


| Marking systems |  |
|-----------------|--|
| DEK 6,5         |  |

| Detailed information on all versions in chapter accessories. |  |
|--|--|
| twin ferrule ZH 0,5 to ZH 1,5 useable.                       |  |


# Disconnect terminals

**DKT 4**

**4 mm<sup>2</sup>**



**6 x 65 x 56.5**  
**10 / 4**  
**0.13 ... 4**



IEC 60947-7-1 / VDE 0100-537

| IEC | UL          | CSA         | EN 50019 |
|-----|-------------|-------------|----------|
| 400 | 300         | 300         |          |
| 10  | 10          | 10          |          |
| 4   | AWG 22...12 | AWG 26...12 |          |
|     | 6 / 3       |             |          |
|     | A3 / V2     |             |          |



| Rated connection    | Additional connection |
|---------------------|-----------------------|
| 0.5...4 / 1.5...4   |                       |
| 0.5...4 / 0.5...2.5 |                       |
| 0.5...1.0 (M 3)     |                       |
| 9 / 3.5 x 0.6       |                       |

The tightening torque with sockets is 0.5-0.7 Nm.

| Type     | Qty. | Order No.  |
|----------|------|------------|
| DKT 4/35 | 100  | 0687460000 |

DKT 4/35 2 StB Order No. 0327960000


| Type           | Current [A] | Qty. | Order No.  |
|----------------|-------------|------|------------|
| QB 2 WI RA6 IS | 27          | 50   | 0482700000 |
| QB 3 WI RA6 IS | 27          | 50   | 0482800000 |
| QB 4 WI RA6 IS | 27          | 50   | 0482900000 |

|                   |     |            |
|-------------------|-----|------------|
| PS 2.3 RT         | 20  | 0180400000 |
| <b>Width [mm]</b> |     |            |
| AP DKT4 PA        | 1.5 | 0687560000 |
| <b>Width [mm]</b> |     |            |


DEK 6

**DKT 4 V**

**4 mm<sup>2</sup>**



**6 x 65 x 56.5**  
**10 / 4**  
**0.13 ... 4**



IEC 60947-7-1 / VDE 0100-537

| IEC | UL      | CSA | EN 50019 |
|-----|---------|-----|----------|
| 400 |         |     |          |
| 10  |         |     |          |
| 4   |         |     |          |
|     | 6 / 3   |     |          |
|     | A3 / V2 |     |          |

| Rated connection    | Additional connection |
|---------------------|-----------------------|
| 0.5...4 / 1.5...4   |                       |
| 0.5...4 / 0.5...2.5 |                       |
| 0.5...1.0 (M 3)     |                       |
| 9 / 3.5 x 0.6       |                       |

The tightening torque with sockets is 0.5-0.7 Nm.

| Type           | Qty. | Order No.  |
|----------------|------|------------|
| DKT 4V/35 2STB | 100  | 1304960000 |

| Type           | Current [A] | Qty. | Order No.  |
|----------------|-------------|------|------------|
| QB 2 WI RA6 IS | 27          | 50   | 0482700000 |
| QB 3 WI RA6 IS | 27          | 50   | 0482800000 |
| QB 4 WI RA6 IS | 27          | 50   | 0482900000 |

|                   |     |            |
|-------------------|-----|------------|
| PS 2.3 RT         | 20  | 0180400000 |
| <b>Width [mm]</b> |     |            |
| AP DKT4 PA        | 1.5 | 0687560000 |
| <b>Width [mm]</b> |     |            |

DEK 6



# Disconnect terminals

TS 35 / KrG

SAKC 4/35

4 mm<sup>2</sup>

SAKC 10/35

10 mm<sup>2</sup>

TS 35 / KrG

A

When using ATEX certified components in hazardous area applications the installation instructions and the rated data for accessories in the technical appendix must be considered.

|  |                   |
|--|-------------------|
| <b>Width/Length/Height with TS35x7.5</b> | mm                |
| Max. current / max. cond. cross-section  | A/mm <sup>2</sup> |
| Max. clamping range                      | mm <sup>2</sup>   |

|                          |  |
|--------------------------|--|
| <b>6.5 x 49.5 x 59.5</b> |  |
| <b>25 / 6</b>            |  |
| <b>0.33 ... 6</b>        |  |

|                       |  |
|-----------------------|--|
| <b>12 x 65 x 48.5</b> |  |
| <b>27 / 10</b>        |  |
| <b>0.5 ... 10</b>     |  |

## Technical data

| Rated data  |                 |
|---|-----------------|
| Rated voltage   | V               |
| Rated current   | A               |
| Rated cross-section                                     | mm <sup>2</sup> |
| Rated impulse voltage / Pollution severity              | kV/-            |
| Plug gauge IEC 60-947-1 / flammability class acc. UL 94 |                 |
| Approvals   |                 |

IEC 60947-7-1

| IEC      | UL          | CSA         | EN 50019 |
|----------|-------------|-------------|----------|
| 400      | 300         | 300         |          |
| 25       | 25          | 25          |          |
| 4        | AWG 22...12 | AWG 22...10 |          |
| 6 / 3    |             |             |          |
| A4 / 5VA |             |             |          |

IEC 60947-7-1

| IEC      | UL         | CSA         | EN 50019 |
|----------|------------|-------------|----------|
| 500      | 300        | 600         |          |
| 27       | 25         | 25          |          |
| 10       | AWG 22...8 | AWG 20...10 |          |
| 6 / 3    |            |             |          |
| B6 / 5VA |            |             |          |

| Clampable conductors (H05V/H07V)         |                 |
|--|-----------------|
| Solid / stranded                         | mm <sup>2</sup> |
| Flexible / flexible w. wire end ferrule  | mm <sup>2</sup> |
| Tightening torque range (clamping screw) | Nm              |
| Stripping length / blade size            | mm / -          |

| Rated connection  |  | Additional connection |  |
|-------------------|--|-----------------------|--|
| 0.5...6 / 1.5...4 |  |                       |  |
| 0.5...4 / 0.5...4 |  |                       |  |
| 0.5...1.0 (M3)    |  |                       |  |
| 12 / 3.5 x 0.6    |  |                       |  |

| Rated connection    |  | Additional connection |  |
|---------------------|--|-----------------------|--|
| 0.5...10 / 1.5...10 |  |                       |  |
| 0.5...10 / 0.5...10 |  |                       |  |
| 1.2...2.4 (M4)      |  |                       |  |
| 12 / 5.5 x 1.0      |  |                       |  |

| 2 clampable conductors of equal cross-section |                 |
|---|-----------------|
| Solid / stranded                              | mm <sup>2</sup> |
| Flexible / flexible w. wire end ferrule       | mm <sup>2</sup> |

| Information |
|-------------|
|             |

| Information   |
|---|
| Tightening torque for the test sockets 0.5 ... 0.7 Nm |

| Information   |
|---|
| Tightening torque for the test sockets 1.2 Nm. Tightening torque for 10 mm <sup>2</sup> stranded with 1.6 Nm. |

## Order data

| Version |        |
|---------|--------|
|         | yellow |
|         | blue   |

| Type         | Qty. | Order No.  |
|--------------|------|------------|
| SAKC 4/35    | 100  | 0357520000 |
| SAKC 4/35 BL | 100  | 0357570000 |

| Type                 | Qty. | Order No.  |
|----------------------|------|------------|
| SAKC 10/35 1STB4 KRG | 50   | 1404520000 |

| Information                          |
|--------------------------------------|
| SAKC 4/35 2 StB Order No. 0340620000 |

| Information                            |
|--|
| SAKC 10/35 2 StB4 Order No. 1404620000 |

## Accessories

| Cross-connection, screwable |                   |
|-----------------------------|-------------------|
|                             | 2-pole            |
|                             | 3-pole            |
|                             | 4-pole            |
|                             | 10-pole           |
|                             | Connecting sleeve |
|                             | Fixing screw      |
|                             | Fuse cartridges   |

| Type           | Current [A] | Qty. | Order No.  |
|----------------|-------------|------|------------|
| QB 2 WI RA6 IS | 27          | 50   | 0482700000 |
| QB 3 WI RA6 IS | 27          | 50   | 0482800000 |
| QB 4 WI RA6 IS | 27          | 50   | 0482900000 |

| Type                 | Current [A] | Qty. | Order No.  |
|----------------------|-------------|------|------------|
| QL 2 SAKA10          | 36          | 50   | 0135500000 |
| QL 3 SAKA10          | 36          | 50   | 0135600000 |
| QL 4 SAKA10          | 36          | 50   | 0135700000 |
| QL 10 SAKA10         | 36          | 20   | 0338500000 |
| VH 13.6/7/4.2 SAKA10 |             | 50   | 0299700000 |
| BFSC M4X20           |             | 100  | 0362800000 |
| SS M4 D 128-A 4      |             | 100  | 0136400000 |

| Cross-connection saddle |                         |
|-------------------------|-------------------------|
|                         | Cross-connection saddle |
|                         | Connecting sleeve       |
|                         | Fixing screw            |

| Type | Qty. | Order No. |
|------|------|-----------|
|      |      |           |
|      |      |           |
|      |      |           |

| Type                 | Qty. | Order No.  |
|----------------------|------|------------|
| VH 13.6/7/4.2 SAKA10 | 50   | 0299700000 |

| Socket / Test plug |           |
|--------------------|-----------|
|                    | Socket    |
|                    | Test plug |

| Type      | Qty. | Order No.  |
|-----------|------|------------|
| PS 2.3 RT | 20   | 0180400000 |

| Type                  | Qty. | Order No.  |
|-----------------------|------|------------|
| STB 17/D6/4/M4 SAKC10 | 50   | 0147100000 |
| PS 4 F.STB 4          | 20   | 0299600000 |

| End plate |        |
|-----------|--------|
|           | yellow |
|           | blue   |

| Width [mm]        |     | Qty. | Order No.  |
|-------------------|-----|------|------------|
| AP SAK4-10 KRG    | 1.5 | 20   | 0117920000 |
| AP SAK4-10 KRG/BL | 1.5 | 20   | 0117970000 |

| Width [mm]      |   | Qty. | Order No.  |
|-----------------|---|------|------------|
| AP SAKB/C/T KRG | 3 | 20   | 0146720000 |

| Partition / Partition disc |                |
|----------------------------|----------------|
|                            | yellow         |
|                            | blue           |
|                            | Partition disc |

| Width [mm]        |     | Qty. | Order No.  |
|-------------------|-----|------|------------|
| TW SAK4-10 KRG    | 2.5 | 20   | 0130120000 |
| TW SAK4-10 KRG/BL | 2.5 | 20   | 0130170000 |

| Width [mm]  |   | Qty. | Order No.  |
|-------------|---|------|------------|
| TW SAKB-C-T | 3 | 20   | 0242920000 |

| Cover / fixing screw (plastic) |                        |
|--------------------------------|------------------------|
|                                | Cover                  |
|                                | Fixing screw (plastic) |

| Type | Qty. | Order No. |
|------|------|-----------|
|      |      |           |
|      |      |           |

| Type | Qty. | Order No. |
|------|------|-----------|
|      |      |           |
|      |      |           |

| Marking systems |  |
|-----------------|--|
|                 | DEK 6,5  |
|                 | Dummy plug and pull out tool see chapter accessories |

| Type   | Qty. | Order No. |
|--|------|-----------|
| DEK 6,5  |      |           |
| Dummy plug and pull out tool see chapter accessories |      |           |

| Type                                   | Qty. | Order No. |
|--|------|-----------|
| DEK 6,5                                |      |           |
| Pull out force lock under Accessories. |      |           |











# Fuse terminals

SAKS 1/35 5x25

10 mm<sup>2</sup>



13 x 54 x 61  
10 / 16  
0.13 ... 16



| IEC | UL           | CSA          | EN 50019 |
|-----|--------------|--------------|----------|
| 500 | 300          | 600          |          |
| 10  | 6.3          | 10           |          |
| 10  | AWG 22... 10 | AWG 26... 10 |          |
|     | 6 / 3        |              |          |
|     | B6 / 5VA     |              |          |




**Rated connection**

0.5...16 / 1.5...10  
0.5...10 / 0.5...10  
1.2...2.4 (M 4)  
12 / 5.5 x 1.0

SAKS 1/35 5x25

10 mm<sup>2</sup>

With Neon Bulb



13 x 54 x 61  
6.3 / 16  
0.5 ... 16



| IEC | UL       | CSA | EN 50019 |
|-----|----------|-----|----------|
| 6.3 |          |     |          |
| 10  |          |     |          |
|     | 4        |     |          |
|     | B6 / 5VA |     |          |




**Rated connection**

0.5...16 / 1.5...10  
0.5...10 / 0.5...10  
1.2...2.4 (M 4)  
12 / 5.5 x 1.0

SAKS 3/35

10 mm<sup>2</sup>



13 x 54 x 61  
10 / 16  
0.33 ... 16



| IEC | UL           | CSA          | EN 50019 |
|-----|--------------|--------------|----------|
| 500 | 300          | 600          |          |
| 10  | 10           | 10           |          |
| 10  | AWG 22... 10 | AWG 22... 10 |          |
|     | 6 / 3        |              |          |
|     | B6 / 5VA     |              |          |



**Rated connection**

0.5...16 / 1.5...10  
0.5...10 / 0.5...10  
1.2...2.4 (M 4)  
12 / 5.5 x 1.0

| Type          | Qty. | Order No.  |
|---------------|------|------------|
| SAKS 1/35/G25 | 20   | 0501520000 |

| Type                    | Qty. | Order No.  |
|-------------------------|------|------------|
| SAKS 1/35 G25 GL 230VAC | 10   | 0198620000 |

| Type                  | Qty. | Order No.  |
|-----------------------|------|------------|
| SAKS 3/35 G/5X30 500V | 20   | 0328920000 |

|   |    |            |
|---|----|------------|
| SAKS 3/35 GZ/6.3X32                                       | 20 | 0667520000 |
| SAKS 3 1"x1/4" with a red cap available under 0667420000. |    |            |

| Type           | Current [A] | Qty. | Order No.  |
|----------------|-------------|------|------------|
| QL 2 SAKS1     | 47          | 50   | 0191400000 |
| QL 3 SAKS1     | 36          | 50   | 0191500000 |
| QL 4 SAKS1     | 36          | 20   | 0191600000 |
| QL 10 SAKS1    | 36          | 20   | 0338800000 |
| Width [mm]     |             |      |            |
| AP SAKS1+3 KRG | 3           | 20   | 0191320000 |

| Type           | Current [A] | Qty. | Order No.  |
|----------------|-------------|------|------------|
| Width [mm]     |             |      |            |
| AP SAKS1+3 KRG | 3           | 20   | 0191320000 |

| Type           | Current [A] | Qty. | Order No.  |
|----------------|-------------|------|------------|
| Width [mm]     |             |      |            |
| AP SAKS1+3 KRG | 3           | 20   | 0191320000 |

DEK 5

Use the cross connection with a screw M3 x 6 mm with order no. 0346200000.

DEK 5

DEK 5

# Fuse terminals

## TS 35 / KrG

## SAKS 2/35

10 mm<sup>2</sup>

## SAKS 4/35

10 mm<sup>2</sup>

### D 01-fuses

When using ATEX certified components in hazardous area applications the installation instructions and the rated data for accessories in the technical appendix must be considered.

|  |                   |
|--|-------------------|
| <b>Width/Length/Height with TS35x7.5</b> | mm                |
| Max. current / max. cond. cross-section  | A/mm <sup>2</sup> |
| Max. clamping range                      | mm <sup>2</sup>   |

|                       |
|-----------------------|
| <b>27.6 x 80 x 75</b> |
| <b>10 / 16</b>        |
| <b>0.33 ... 16</b>    |

|                     |
|---------------------|
| <b>24 x 75 x 66</b> |
| <b>16 / 16</b>      |
| <b>0.33 ... 16</b>  |

### Technical data

| Rated data  |                 |
|---|-----------------|
| Rated voltage for adjacent terminal                     | V               |
| Rated current   | A               |
| Rated cross-section                                     | mm <sup>2</sup> |
| Rated impulse voltage / Pollution severity              | kV/-            |
| Plug gauge IEC 60-947-1 / flammability class acc. UL 94 |                 |
| Approvals   |                 |

IEC 60947-7-3 / VDE 0611-6

| IEC | UL | CSA         | EN 50019 |
|-----|----|-------------|----------|
| 500 |    | 600         |          |
| 10  |    | 25          |          |
| 10  |    | AWG 22... 8 |          |
|     |    | 6 / 3       |          |
|     |    | B6 / 5VA    |          |

IEC 60947-7-3 / VDE 0611-6

| IEC | UL          | CSA         | EN 50019 |
|-----|-------------|-------------|----------|
| 400 | 600         | 600         |          |
| 16  | 30          | 30          |          |
| 10  | AWG 22... 8 | AWG 22... 8 |          |
|     |             | 6 / 3       |          |
|     |             | B6 / 5VA    |          |

| Clamped conductor (H05V/H07V)            |                 |
|--|-----------------|
| Solid / stranded                         | mm <sup>2</sup> |
| Flexible / flexible w. wire end ferrule  | mm <sup>2</sup> |
| Tightening torque range (clamping screw) | Nm              |
| Stripping length / blade size            | mm / -          |

| Rated connection    | Additional connection |
|---------------------|-----------------------|
| 0.5...16 / 0.5...10 |                       |
| 0.5...10 / 0.5...10 |                       |
| 1.2...2.4 (M 4)     |                       |
| 12 / 5.5 x 1.0      |                       |

| Rated connection    |  |
|---------------------|--|
| 0.5...16 / 1.5...10 |  |
| 0.5...10 / 0.5...10 |  |
| 1.2...2.4 (M 4)     |  |
| 14 / 5.5 x 1.0      |  |

| 2 clampable conductors of equal cross-section |                 |
|---|-----------------|
| Solid / stranded                              | mm <sup>2</sup> |
| Flexible / flexible w. wire end ferrule       | mm <sup>2</sup> |

For short-circuit use up to 25A.

Tightening torque 1.6 Nm for 10 mm<sup>2</sup> stranded wire.

### Information

### Order data

| Version |             |
|---------|-------------|
|         | without LED |

| Type      | Qty. | Order No.  |
|-----------|------|------------|
| SAKS 2/35 | 20   | 1368720000 |

| Type      | Qty. | Order No.  |
|-----------|------|------------|
| SAKS 4/35 | 20   | 0501820000 |

### Information

### Accessories

| Cross-connection  |                 |
|---|-----------------|
|  | 2-pole          |
|   | 3-pole          |
|   | 4-pole          |
|   | 10-pole         |
|   | Fuse cartridges |
|   | Fixing screw    |

| Type            | Current [A] | Qty. | Order No.  |
|-----------------|-------------|------|------------|
| QL 2 SAKS2      | 47          | 20   | 0207800000 |
| QL 3 SAKS2      | 36          | 20   | 0207900000 |
| QL 4 SAKS2      | 36          | 20   | 0208000000 |
| QL 10 SAKS2     | 36          | 20   | 0338900000 |
| SS M4 D 128-A 4 |             | 100  | 0136400000 |
| BFSC M4X9T      |             | 100  | 0103300000 |

| Type            | Current [A] | Qty. | Order No.  |
|-----------------|-------------|------|------------|
| QL 2 SAKS4      | 47          | 20   | 0328000000 |
| QL 3 SAKS4      | 36          | 20   | 0328100000 |
| QL 4 SAKS4      | 36          | 20   | 0328200000 |
| QL 10 SAKS4     | 36          | 20   | 0339000000 |
| SS M4 D 128-A 4 |             | 100  | 0136400000 |
| BFSC M4X9T      |             | 100  | 0103300000 |

| Screw cap |    |
|-----------|----|
|           | SK |
|           | SK |

| Colour       |       |    |            |
|--------------|-------|----|------------|
| SK E16/SAKS2 | black | 25 | 0284110000 |

| Colour       |       |    |            |
|--------------|-------|----|------------|
| SK E14 SAKS4 | black | 20 | 0339410000 |

| Gauge pieces |                  |
|--------------|------------------|
|              | P 16/16 GR SAKS2 |
|              | P 16/20 BL SAKS2 |

| Colour           |      |     |            |
|------------------|------|-----|------------|
| P 16/16 GR SAKS2 | grey | 100 | 0209000000 |
| P 16/20 BL SAKS2 | blue | 100 | 0209100000 |

| Colour               |       |    |            |
|----------------------|-------|----|------------|
| P 14/2 D01 RS SAKS4  | pink  | 50 | 0138000000 |
| P 14/4 D01 BR SAKS4  | brown | 50 | 0138100000 |
| P 14/10 D01 RT SAKS4 | red   | 50 | 0328700000 |
| P 14/6 D01 GN SAKS4  | green | 50 | 0328600000 |

| Fuse cartridges |                    |
|-----------------|--------------------|
|                 | Rated voltage 500V |

|                  |    |            |
|------------------|----|------------|
| E 16/10A RT TNDZ | 25 | 0208500000 |
| E 16/16A GR TNDZ | 25 | 0208600000 |
| E 16/20A BL TNDZ | 25 | 0208700000 |
| E 16/25A GE TNDZ | 25 | 0208800000 |

|             |    |            |
|-------------|----|------------|
| E 14/10A RT | 10 | 0328400000 |
| E 14/16A GR | 10 | 0328500000 |
| E 14/4A RS  | 10 | 0137400000 |
| E 14/4A BR  | 10 | 0137500000 |

| Fuse cartridges |                    |
|-----------------|--------------------|
|                 | Rated voltage 400V |

|             |    |            |
|-------------|----|------------|
| E 14/10A RT | 10 | 0328400000 |
| E 14/16A GR | 10 | 0328500000 |
| E 14/4A RS  | 10 | 0137400000 |
| E 14/4A BR  | 10 | 0137500000 |

### Marking systems

DEK 5

DEK 5

For detailed information on other accessories and applications see "Accessories"



# Fuse terminals


## SAKS 4/35 USA

10 mm<sup>2</sup>

1 1/4 x 1/4



24 x 75 x 73  
30 / 16  
0.5 ... 16



| IEC | UL          | CSA         | EN 50019 |
|-----|-------------|-------------|----------|
| 400 | 600         | 600         |          |
| 30  | 30          | 30          |          |
| 10  | AWG 20... 8 | AWG 22... 8 |          |
|     | 6 / 3       |             |          |
|     | B6 / 5VA    |             |          |



### Rated connection

0.5...16 / 1.5...10  
0.5...10 / 0.5...10  
1.2...2.4 (M 4)  
14 / 5.5 x 1.0


Tightening torque 1.6 Nm for 10 mm<sup>2</sup> stranded wire.

| Type          | Qty. | Order No.  |
|---------------|------|------------|
| SAKS 4/35 USA | 20   | 0178220000 |


## SAKS 5/35

16 mm<sup>2</sup>

D 02 - fuse



28 x 80 x 66  
63 / 16  
1.5 ... 16



IEC 60947-7-3 / VDE 0611-6

| IEC | UL          | CSA         | EN 50019 |
|-----|-------------|-------------|----------|
| 400 | 600         | 600         |          |
| 63  | 40          | 63          |          |
| 16  | AWG 14... 6 | AWG 14... 6 |          |
|     | 6 / 3       |             |          |
|     | B7 / 5VA    |             |          |



### Rated connection

1.5...16 / 1.5...16  
1.5...16 / 1.5...16  
1.2...2.4 (M 4)  
13 / 5.5 x 1.0

Tightening torque 1.6 Nm for 10 mm<sup>2</sup> stranded wire.

| Type      | Qty. | Order No.  |
|-----------|------|------------|
| SAKS 5/35 | 20   | 0502120000 |

| Type             | Current [A] | Qty. | Order No.  |
|------------------|-------------|------|------------|
| QL 2 SAKS4       | 47          | 20   | 0328000000 |
| QL 3 SAKS4       | 36          | 20   | 0328100000 |
| QL 4 SAKS4       | 36          | 20   | 0328200000 |
| QL 10 SAKS4      | 36          | 20   | 0339000000 |
| SS M4 D 128-A 4  |             | 100  | 0136400000 |
| BFSC M4X9T       |             | 100  | 0103300000 |
| <b>Colour</b>    |             |      |            |
| SK E14 SAKS4 USA | black       | 1    | 2012790000 |

**Colour**

| Type                 | Current [A] | Qty. | Order No.  |
|----------------------|-------------|------|------------|
| P 18/20 D02 BL SAKS5 | blue        | 50   | 0361800000 |
| P 18/25 D02 GE SAKS5 | yellow      | 50   | 0361900000 |
| P 18/35 D02 SW SAKS5 | black       | 50   | 0362000000 |
| P 18/50 D02 WS SAKS5 | white       | 50   | 0362100000 |
| E 18/20A BL          |             | 10   | 0361300000 |
| E 18/25A GE          |             | 10   | 0361400000 |
| E 18/50A WS          |             | 10   | 0361600000 |
| E 18/63A KU          |             | 10   | 0361700000 |

DEK 5

| Type            | Current [A] | Qty. | Order No.  |
|-----------------|-------------|------|------------|
| QL 2 SAKS2      | 47          | 20   | 0207800000 |
| QL 3 SAKS2      | 36          | 20   | 0207900000 |
| QL 4 SAKS2      | 36          | 20   | 0208000000 |
| QL 10 SAKS2     | 36          | 20   | 0338900000 |
| SS M4 D 128-A 4 |             | 100  | 0136400000 |
| BFSC M4X9T      |             | 100  | 0103300000 |
| <b>Colour</b>   |             |      |            |
| SK E18 SAKS5    | black       | 20   | 0359310000 |

**Colour**

| Type                 | Current [A] | Qty. | Order No.  |
|----------------------|-------------|------|------------|
| P 18/20 D02 BL SAKS5 | blue        | 50   | 0361800000 |
| P 18/25 D02 GE SAKS5 | yellow      | 50   | 0361900000 |
| P 18/35 D02 SW SAKS5 | black       | 50   | 0362000000 |
| P 18/50 D02 WS SAKS5 | white       | 50   | 0362100000 |
| E 18/20A BL          |             | 10   | 0361300000 |
| E 18/25A GE          |             | 10   | 0361400000 |
| E 18/50A WS          |             | 10   | 0361600000 |
| E 18/63A KU          |             | 10   | 0361700000 |

DEK 5

Partition plate TW HP (2.0) order No. 0607000000, for TS 32 only

# Fuse inserts and gauge rings for Weidmüller fuse terminals

## Fuse inserts

### Technical data

#### for terminal type

SAKS 1  
SAKS 7  
ASK 1  
WSI 6



**G fuse inserts 5 x 20 without** indicator acc. to IEC 60127-2 (VDE 0820 T.2 BI 1)

| Size (mm)  | Rated voltage (V) | Rated current (A) | Type             |
|--|-------------------|-------------------|------------------|
| 5 x 20<br>Breaking capacity 1500 A<br>(at 250 V, 50 Hz, cos φ 0,7) | 250               | 0.1               | (F) G 20/0.10A/F |
|  |                   | 0.2               | (F) G 20/0.20A/F |
|  |                   | 0.25              | (F) G 20/0.25A/F |
|  |                   | 0.5               | (F) G 20/0.50A/F |
|  |                   | 0.63              | (F) G 20/0.63A/F |
|  |                   | 1.0               | (F) G 20/1.00A/F |
|  |                   | 1.6               | (F) G 20/1.60A/F |
|  |                   | 2.0               | (F) G 20/2.00A/F |
|  |                   | 2.5               | (F) G 20/2.50A/F |
|  |                   | 3.15              | (F) G 20/3.15A/F |
|  |                   | 4.0               | (F) G 20/4.00A/F |
|  |                   | 5.0               | (F) G 20/5.00A/F |
|  |                   | 6.3               | (F) G 20/6.30A/F |

(M) = medium-delayed action (F) = fast

### Order data

| Qty. | Order No.  |
|------|------------|
| 10   | 0430300000 |
| 10   | 0430400000 |
| 10   | 0430500000 |
| 10   | 0430600000 |
| 10   | 0439000000 |
| 10   | 0430700000 |
| 10   | 0430800000 |
| 10   | 0430900000 |
| 10   | 0431000000 |
| 10   | 0431100000 |
| 10   | 0431200000 |
| 10   | 0431300000 |
| 10   | 0431400000 |

SAKS 1  
SAKS 7  
WSI 6



**G fuse inserts 5 x 25 with** indicator acc. to DIN 41576<sup>1)</sup>

| Size (mm)  | Rated voltage (V) | Rated current (A) | Type                           |
|--|-------------------|-------------------|--------------------------------|
| 5 x 25 m. K.1)<br>Breaking capacity 80 A<br>(at 250 V, 50 Hz, cos φ = 1) | 250               | 0.25              | (M) G 25/0.25A/M               |
|  |                   | 0.5               | (M) G 25/0.50A/M               |
|  |                   | 0.8               | (M) G 25/0.80A/M               |
|  |                   | 1                 | (M) G 25/1.00A/M               |
|  |                   | 10                | (M) <sup>2)</sup> G 25/10.0A/M |
|  |                   | 2                 | (F) G 25/2.00A/F               |
|  |                   | 4                 | (F) G 25/4.00A/F               |
|  |                   | 6.3               | (F) G 25/6.30A/F               |

(M) = medium-delayed action (F) = fast

SAKS 3<sup>3)</sup>  
SAKS 6



**Fuse inserts 1 1/4" x 1/4" without** indicator acc. to BS 88

| Rated current (A)                  | Rated voltage (V) | Type |             |
|------------------------------------|-------------------|------|-------------|
| 33 kA Breaking capacity 33 kA fast | 440               | 0.5  | GZ 0.5A/F   |
|                                    |                   | 1    | GZ 1.0A/F   |
|                                    |                   | 2    | GZ 2.0A     |
|                                    |                   | 3    | GZ 3.0A     |
|                                    |                   | 5    | GZ 5.0A     |
|                                    |                   | 7    | GZ 7.0A     |
|                                    |                   | 10   | GZ 10.0A    |
|                                    |                   | 12.5 | GZ 12.5A FF |

(F) = fast (M) = medium-delayed action

SAKS 2



**D fuse inserts E 16 with** indicator acc. to DIN 49360 (diazed)

| Rated current (A)                    | Rated voltage (V) | Type |             |
|--------------------------------------|-------------------|------|-------------|
| E 10 A<br>E 16 A<br>E 20 A<br>E 25 A | 500               | 10   | E 16/10A RT |
|                                      |                   | 16   | E 16/16A GR |
|                                      |                   | 20   | E 16/20A BL |
|                                      |                   | 25   | E 16/25A GE |

(F) = fast (M) = medium-delayed action

SAKS 4<sup>4)</sup>



**D fuse inserts E 14 size D 01 and E 18 size D 02 with** indicator acc. to DIN 49522 (neozed)<sup>5)</sup>

| Rated current (A)                                   | Rated voltage (V) | Type |             |
|---|-------------------|------|-------------|
| E 14/2<br>E 14/4<br>E 14/6<br>E 14/10<br>E 14/16    | 400               | 2    | E 14/2A RS  |
|   |                   | 4    | E 14/4A BR  |
|   |                   | 6    | E 14/6A GN  |
|   |                   | 10   | E 14/10A RT |
|   |                   | 16   | E 14/16A GR |
| E 18/20<br>E 18/25<br>E 18/35<br>E 18/50<br>E 18/63 | 400               | 20   | E 18/20A BL |
|   |                   | 25   | E 18/25A GE |
|   |                   | 35   | E 18/35A SW |
|   |                   | 50   | E 18/50A WS |
|   |                   | 63   | E 18/63A KU |




(F) = fast (M) = medium-delayed action

**Note:** <sup>1)</sup> The SIBA company also supplies 5 x 25 G fuse inserts with indicators in a shipbuilding model for 450 V AC.  
<sup>2)</sup> 5 x 30 (500 V AC) fuse inserts for SAKS 3 are available from the WICKMANN company  
<sup>3)</sup> The LINDNER company also supplies neozed fuse cartridges in an additional shipbuilding mode for 440 V AC.  
<sup>4)</sup> Fuse cartridges with the dimensions 1"x1/4" ≅ 25.4x6.35 mm and 13/32"x1/4" ≅ 10.3x38.1 mm are not included in product line.  
<sup>5)</sup> Only for SAKS 1 and SAKS 7.

# Fuse inserts and gauge rings for Weidmüller fuse terminals

## Gauge rings

### Technical data

| For terminal type  | Gauge ring type | Amp. | Colour | Typ           | Qty. | Order No.  |
|--|-----------------|------|--------|---------------|------|------------|
| SAKS 4 and 4/35<br> | P 14/2          | 2    | Pink   | P 14/2D01 RS  | 50   | 0138000000 |
|  | P 14/4          | 4    | Brown  | P 14/4D01 BR  | 50   | 0138100000 |
|  | P 14/6          | 6    | Green  | P 14/6D01 GN  | 50   | 0328600000 |
|  | P 14/1          | 10   | Red    | P 14/10D01 RT | 50   | 0328700000 |
| SAKS 5 and 5/35<br> | P 18/20         | 20   | Blue   | P 18/20D02 BL | 50   | 0361800000 |
|  | P 18/25         | 25   | Yellow | P 18/25D02 GE | 50   | 0361900000 |
|  | P 18/35         | 35   | Black  | P 18/35D02 SW | 50   | 0362000000 |
|  | P 18/50         | 50   | White  | P 18/50D02 WS | 50   | 0362100000 |
| SAKS 2 and 2/35<br> | P 16/10         | 10   | Red    | P 16/10 RT    | 100  | 0208900000 |
|  | P 16/16         | 16   | Grey   | P 16/16 GR    | 100  | 0209000000 |
|  | P 16/20         | 20   | Blue   | P 16/20 BL    | 100  | 0209100000 |

# Installation terminals

## TS 35 / PA

This NT-terminals are used for isolated measurement without the disconnection of the wire.

When using ATEX certified components in hazardous area applications the installation instructions and the rated data for accessories in the technical appendix must be considered.

|  |                   |
|--|-------------------|
| <b>Width/Length/Height with TS35x7.5</b> | mm                |
| Max. current / max. cond. cross-section  | A/mm <sup>2</sup> |
| Max. clamping range                      | mm <sup>2</sup>   |

### Technical data

| Rated data  |                 |
|---|-----------------|
| Rated voltage   | V               |
| Rated current   | A               |
| Rated cross-section                                     | mm <sup>2</sup> |
| Rated impulse voltage / Pollution severity              | kV/-            |
| Plug gauge IEC 60-947-1 / flammability class acc. UL 94 |                 |
| Approvals   |                 |
| Clampable conductors (H05V/H07V)                        |                 |
| Solid / stranded  | mm <sup>2</sup> |
| Flexible / flexible w. wire end ferrule                 | mm <sup>2</sup> |
| Stripping length / blade size                           | mm / -          |
| Tightening torque range (clamping screw)                | Nm              |

### Information

### Order data

| Version    | Information |
|------------|-------------|
| dark beige |             |
| blue       |             |

### Accessories

| Cross-connection | Information |
|------------------|-------------|
| 2-pole           |             |
| 3-pole           |             |
| 4-pole           |             |
| 10-pole          |             |

| End plate / partition | Information |
|-----------------------|-------------|
| beige                 |             |
| blue                  |             |

| Mounting plate for 10 x 3 (reqd. every 20 cm) | Information |
|---|-------------|
| blue  |             |
| for vertical mounting position                |             |

| Busbar 10 x 3 (140A)                          | Information |
|---|-------------|
| Lower edge busbar to upper edge TS35 = 25.5mm |             |

| Tension clamp for feeding 10 x 3 busbars    | Information |
|---|-------------|
| Rigid / flexible 0.5 - 6 / 4mm <sup>2</sup> |             |
| Rigid / flexible 6 - 16mm <sup>2</sup>      |             |
| Standard version                            |             |




(ZB16)

### Marking systems

Detailed information on all versions in chapter accessories.

## NT 2.5/35

2.5 mm<sup>2</sup>



|                    |  |
|--------------------|--|
| <b>6 x 45 x 44</b> |  |
| <b>24 / 4</b>      |  |
| <b>0.33 ... 4</b>  |  |

IEC 60947-7-1 / VDE 0611-4

| IEC | UL           | CSA          | EN 50019 |
|-----|--------------|--------------|----------|
| 400 | 300          | 300          |          |
| 24  | 20           | 25           |          |
| 2.5 | AWG 22... 12 | AWG 22... 12 |          |
|     |              | 6 / 3        |          |
|     |              | A3 / V2      |          |




### Rated connection

|                       |
|-----------------------|
| 0.5...4 / 0.5...4     |
| 0.5...2.5 / 0.5...2.5 |
| 10 / 0.6 x 3.5        |
| 0.5...0.8 (M 2.5)     |

Tightening torque for the disconnect clamp 0.5 ... 0.8 Nm.

## NT 6/35 (KrG)

6 mm<sup>2</sup>



|                    |  |
|--------------------|--|
| <b>8 x 49 x 44</b> |  |
| <b>41 / 10</b>     |  |
| <b>0.5 ... 10</b>  |  |

IEC 60947-7-1 / VDE 0611-4

| IEC | UL          | CSA          | EN 50019 |
|-----|-------------|--------------|----------|
| 400 | 300         | 300          |          |
| 41  | 40          | 40           |          |
| 6   | AWG 22... 8 | AWG 20... 10 |          |
|     |             | 6 / 3        |          |
|     |             | A5 / 5VA     |          |



### Rated connection

|                      |
|----------------------|
| 0.5...10 / 0.5...10  |
| 0.5...10 / 0.5...6   |
| 12 / 0.8 x 4         |
| 0.8...1.4 Nm (M 3.5) |

Tightening torque for the disconnect clamp 0.5 ... 0.8 Nm.

| Type              | Qty. | Order No.  |
|-------------------|------|------------|
| NT 2.5/35 10X3 BL | 100  | 0471780000 |

| Type               | Qty. | Order No.  |
|--------------------|------|------------|
| NT 6/35 10X3 KR/BL | 100  | 0501470000 |

| Type | Current [A] | Qty. | Order No. |
|------|-------------|------|-----------|
|      |             |      |           |
|      |             |      |           |
|      |             |      |           |
|      |             |      |           |

| Width [mm] | Information |
|------------|-------------|
|            |             |
|            |             |

| Width [mm] | Information       |
|------------|-------------------|
| HP NT.5 BL | 1.5 20 0352080000 |

| Width [mm]           | Information  |
|----------------------|--------------|
| SSCH 10X3X1000 CU/SN | 1 0348900000 |

| Width [mm]  | Information       |
|-------------|-------------------|
| ZB 4        | 5.6 50 0316500000 |
| ZB 16 ZKSC  | 50 0316600000     |
| ZB 35/M6X16 | 20 0266500000     |

| Type | Current [A] | Qty. | Order No. |
|------|-------------|------|-----------|
|      |             |      |           |
|      |             |      |           |
|      |             |      |           |
|      |             |      |           |

| Width [mm] | Information |
|------------|-------------|
|            |             |
|            |             |

| Width [mm]   | Information       |
|--------------|-------------------|
| HP NT6/10 BL | 1.5 20 0352880000 |

| Width [mm]           | Information  |
|----------------------|--------------|
| SSCH 10X3X1000 CU/SN | 1 0348900000 |

| Width [mm]  | Information       |
|-------------|-------------------|
| ZB 4        | 5.6 50 0316500000 |
| ZB 16 ZKSC  | 50 0316600000     |
| ZB 35/M6X16 | 20 0266500000     |

### Marking systems

DEK 6

PEN-bridge and additional clamping yoke variants see chapter accessories. To use twin ferrules on request.

### Marking systems


DEK 6

PEN-bridge and additional clamping yoke variants see chapter accessories. To use twin ferrules on request.

# Installation terminals

**NT 10/35**

**10 mm<sup>2</sup>**



**10 x 45 x 44**  
**57 / 16**  
**0.5 ... 16**



IEC 60947-7-1 / VDE 0611-4

| IEC | UL          | CSA         | EN 50019 |
|-----|-------------|-------------|----------|
| 400 | 300         | 300         |          |
| 57  | 50          | 50          |          |
| 10  | AWG 14... 8 | AWG 14... 8 |          |
|     | 6 / 3       |             |          |
|     | B6 / V2     |             |          |




**Rated connection**

0.5...16 / 0.5...10  
0.5...10 / 0.5...10  
12 / 5.5 x 1.0  
1.2...1.6 Nm (M 4)


0.5...0.8 Nm tightening torque via disconnecter 10 mm<sup>2</sup> multistrand conductor tightened with 1.6 Nm

**NT 16/35**

**16 mm<sup>2</sup>**



**12 x 59.5 x 58**  
**76 / 16**  
**2.5 ... 16**



IEC 60947-7-1 / VDE 0611-4

| IEC | UL          | CSA         | EN 50019 |
|-----|-------------|-------------|----------|
| 400 | 300         | 300         |          |
| 76  | 65          | 70          |          |
| 16  | AWG 16... 6 | AWG 12... 6 |          |
|     | 6 / 3       |             |          |
|     | B6 / V2     |             |          |



**Rated connection**

2.5...16 / 2.5...10  
2.5...16 / 2.5  
12 / 5.5 x 1.0  
1.2...1.6 Nm (M 4)

Tightening torque for the disconnect lever 0.8 ... 1.4 Nm. Tightening torque for 10 and 16 mm<sup>2</sup> stranded with 1.6 Nm.

| Type             | Qty. | Order No.  |
|------------------|------|------------|
| NT 10/35 10X3 BL | 50   | 0471880000 |

| Type             | Qty. | Order No.  |
|------------------|------|------------|
| NT 16/35 10X3 BL | 50   | 0499280000 |

| Type                 | Current [A] | Qty. | Order No.  |
|----------------------|-------------|------|------------|
| <b>Width [mm]</b>    |             |      |            |
| <b>Width [mm]</b>    |             |      |            |
| HP NT6/10 BL         | 1.5         | 20   | 0352880000 |
| <b>Width [mm]</b>    |             |      |            |
| SSCH 10X3X1000 CU/SN |             | 1    | 0348900000 |
| <b>Width [mm]</b>    |             |      |            |
| ZB 4                 | 5.6         | 50   | 0316500000 |
| ZB 16 ZKSC           |             | 50   | 0316600000 |
| ZB 35/M6X16          |             | 20   | 0266500000 |

| Type                 | Current [A] | Qty. | Order No.  |
|----------------------|-------------|------|------------|
| <b>Width [mm]</b>    |             |      |            |
| <b>Width [mm]</b>    |             |      |            |
| HP NT16/10X3         | 2           | 20   | 1266380000 |
| <b>Width [mm]</b>    |             |      |            |
| SSCH 10X3X1000 CU/SN |             | 1    | 0348900000 |
| <b>Width [mm]</b>    |             |      |            |
| ZB 4                 | 5.6         | 50   | 0316500000 |
| ZB 16 ZKSC           |             | 50   | 0316600000 |
| ZB 35/M6X16          |             | 20   | 0266500000 |

DEK 6

For PEN jumpers and other cable grip variations see the Accessories section. Use of twin wire end ferrules on request.

DEK 5

PEN-bridge and additional clamping yoke variants see chapter accessories. To use twin ferrules on request.

# Modular disconnect test terminals



## TS 35 / KrG

## SAKT 1/LT

6 mm<sup>2</sup>

## SAKT 1/DU1

6 mm<sup>2</sup>



When using ATEX certified components in hazardous area applications the installation instructions and the rated data for accessories in the technical appendix must be considered.

|  |                   |
|--|-------------------|
| <b>Width/Length/Height with TS35x7.5</b> | mm                |
| Max. current / max. cond. cross-section  | A/mm <sup>2</sup> |
| Max. clamping range                      | mm <sup>2</sup>   |

|                      |
|----------------------|
| <b>8 x 65 x 52.5</b> |
| <b>57 / 10</b>       |
| <b>0.13 ... 10</b>   |

|                      |
|----------------------|
| <b>8 x 65 x 52.5</b> |
| <b>57 / 10</b>       |
| <b>0.13 ... 10</b>   |

### Technical data

| Rated data  |                 |
|---|-----------------|
| Rated voltage   | V               |
| Rated current   | A               |
| Rated cross-section                                     | mm <sup>2</sup> |
| Rated impulse voltage / Pollution severity              | kV/-            |
| Plug gauge IEC 60-947-1 / flammability class acc. UL 94 |                 |
| Approvals   |                 |
| Clampable conductors (H05V/H07V)                        |                 |
| Solid / stranded  | mm <sup>2</sup> |
| Flexible / flexible w. wire end ferrule                 | mm <sup>2</sup> |
| Tightening torque range (clamping screw)                | Nm              |
| Tightening torque range disconnecter                    | Nm              |
| Stripping length / blade size                           | mm / -          |
| Information   |                 |

| IEC 60947-7-1       |                       |             |          |
|---------------------|-----------------------|-------------|----------|
| IEC                 | UL                    | CSA         | EN 50019 |
| 400                 | 300                   | 300         |          |
| 41                  | 25                    | 25          |          |
| 6                   | AWG 26... 8           | AWG 26... 8 |          |
|                     |                       | 6 / 3       |          |
|                     |                       | A5 / 5VA    |          |
| UL                  |                       |             |          |
| Rated connection    | Additional connection |             |          |
| 0.5...10 / 1.5...10 |                       |             |          |
| 0.5...6 / 0.5...6   |                       |             |          |
| 0.8...1.6 (M 3.5)   |                       |             |          |
| 0.5...0.8           |                       |             |          |
| 12 / 4.0 x 0.8      |                       |             |          |
| Information         |                       |             |          |

| IEC 60947-7-1  |                       |             |          |
|--|-----------------------|-------------|----------|
| IEC  | UL                    | CSA         | EN 50019 |
| 400  | 300                   | 300         |          |
| 41   | 25                    | 25          |          |
| 6  | AWG 26... 8           | AWG 26... 8 |          |
|  |                       | 6 / 3       |          |
|  |                       | A5 / 5VA    |          |
| UL   |                       |             |          |
| Rated connection   | Additional connection |             |          |
| 0.5...10 / 1.5...10  |                       |             |          |
| 0.5...6 / 0.5...8  |                       |             |          |
| 0.8...1.6 (M 3.5)  |                       |             |          |
| 12 / 4.0 x 0.8   |                       |             |          |
| Information  |                       |             |          |
| Tightening torque 1.6 Nm for 10 mm <sup>2</sup> stranded wire. |                       |             |          |

### Order data

| Version                             |  |
|-------------------------------------|--|
| Without socket                      |  |
| with open back for cross-connection |  |
| with 1 socket                       |  |
| with 2 sockets                      |  |
| with 4 sockets                      |  |
| Information                         |  |

| Type             | Qty. | Order No.  |
|------------------|------|------------|
| SAKT 1/35/LT     | 50   | 0105420000 |
| SAKT 1/35/LT STB | 50   | 0105620000 |
| Information      |      |            |

| Type          | Qty. | Order No.  |
|---------------|------|------------|
| SAKT 1/35/DU1 | 50   | 0105820000 |
| Information   |      |            |

### Accessories

| Cross-connection   |                   |
|--|-------------------|
| ZQV: pluggable cross-connection  | 2-pole            |
|  | 3-pole            |
|  | 4-pole            |
|  | 10-pole / 32-pole |
| Connecting sleeve for cross-conn. QL   |                   |
| Fixing screw for cross-conn. QL  |                   |
| End plate / partition  |                   |
| End plate  |                   |
| Partition  |                   |
| Partition disc   |                   |
| Cross-connection slider  |                   |
| 2-pole   |                   |
| 3-pole   |                   |
| 4-pole   |                   |
| Connecting sleeve for QVS  |                   |
| Fixing screw for QVS   |                   |
| Testing/Checking   |                   |
| Test plug  |                   |
| Socket   |                   |
| Socket   |                   |
| Other accessories  |                   |
| Lockout device   |                   |
| Shorting plug, 2-pole  |                   |
| Marking systems  |                   |
| DEK 6,5  |                   |
| For detailed information on other accessories and applications see "Accessories" |                   |


| Type   | Current [A] | Qty. | Order No.  |
|--|-------------|------|------------|
| QL 2 SAK6N   | 57          | 50   | 0194300000 |
| QL 3 SAK6N   | 57          | 50   | 0194400000 |
| QL 4 SAK6N   | 57          | 50   | 0194500000 |
| QL 10 SAK6N  | 57          | 20   | 0338300000 |
| VH 12/4.9/3.3 SAK6N  |             | 100  | 0249000000 |
| KISC M3X20 SAK10 CU5   |             | 100  | 0377100000 |
| Width [mm]   |             |      |            |
| AP SAKB/C/T KRG  | 3           | 20   | 0146720000 |
| TW SAKB/C/T1   | 1.5         | 20   | 0242960000 |
| TSCH 2   | 0.6         | 100  | 0353660000 |
| QVS 2 SAKT1+2  |             | 20   | 0307300000 |
| QVS 3 SAKT1+2  |             | 20   | 0329300000 |
| QVS 4 SAKT1+2  |             | 20   | 0307400000 |
| VH 19/6/4.2 SAKT1  |             | 50   | 0318000000 |
| BS 25 O.IH SAKT1   |             | 50   | 0334700000 |
| PS 4 F.STB 4   |             | 20   | 0299600000 |
| STB 14/D6/4/M3 SAK10   |             | 50   | 0169900000 |
| SSP 3 SAKT1  |             | 100  | 0531760000 |
| QS 2/8/4   |             | 20   | 0270960000 |
| DEK 6,5  |             |      |            |
| Information  |             |      |            |
| To safe the test sockets use the SD-blade or bits with pilots! |             |      |            |

| Type   | Current [A] | Qty. | Order No.  |
|--|-------------|------|------------|
| QL 2 SAK6N   | 57          | 50   | 0194300000 |
| QL 3 SAK6N   | 57          | 50   | 0194400000 |
| QL 4 SAK6N   | 57          | 50   | 0194500000 |
| QL 10 SAK6N  | 57          | 20   | 0338300000 |
| VH 12/4.9/3.3 SAK6N  |             | 100  | 0249000000 |
| KISC M3X20 SAK10 CU5   |             | 100  | 0377100000 |
| Width [mm]   |             |      |            |
| AP SAKB/C/T KRG  | 3           | 20   | 0146720000 |
| TW SAKB/C/T1   | 1.5         | 20   | 0242960000 |
| TSCH 2   | 0.6         | 100  | 0353660000 |
| QVS 2 SAKT1+2  |             | 20   | 0307300000 |
| QVS 3 SAKT1+2  |             | 20   | 0329300000 |
| QVS 4 SAKT1+2  |             | 20   | 0307400000 |
| VH 19/6/4.2 SAKT1  |             | 50   | 0318000000 |
| BS 25 O.IH SAKT1   |             | 50   | 0334700000 |
| PS 4 F.STB 4   |             | 20   | 0299600000 |
| STB 14/D6/4/M3 SAK10   |             | 50   | 0169900000 |
| SSP 3 SAKT1  |             | 100  | 0531760000 |
| QS 2/8/4   |             | 20   | 0270960000 |
| DEK 6,5  |             |      |            |
| Information  |             |      |            |
| To safe the test sockets use the SD-blade or bits with pilots! |             |      |            |


# Modular disconnect test terminals

## SAKT 1/QT

6 mm<sup>2</sup>



8 x 65 x 52.5  
57 / 10  
0.13 ... 10



IEC 60947-7-1

| IEC      | UL          | CSA         | EN 50019 |
|----------|-------------|-------------|----------|
| 400      | 300         | 300         |          |
| 41       | 25          | 25          |          |
| 6        | AWG 26... 8 | AWG 26... 8 |          |
| 6 / 3    |             |             |          |
| A5 / 5VA |             |             |          |



| Rated connection    | Additional connection |
|---------------------|-----------------------|
| 0.5...10 / 1.5...10 |                       |
| 0.5...6 / 0.5...6   |                       |
| 0.8...1.6 (M 3.5)   |                       |
| 0.5...0.8           |                       |
| 12 / 4.0 x 0.8      |                       |

Tightening torque 1.6 Nm for 10 mm<sup>2</sup> stranded wire.

| Type          | Qty. | Order No.  |
|---------------|------|------------|
| SAKT 1/35/QT2 | 50   | 0124620000 |
| SAKT 1/35/QT1 | 50   | 0105720000 |

| Type                 | Current [A] | Qty. | Order No.  |
|----------------------|-------------|------|------------|
| QL 2 SAK6N           | 57          | 50   | 0194300000 |
| QL 3 SAK6N           | 57          | 50   | 0194400000 |
| QL 4 SAK6N           | 57          | 50   | 0194500000 |
| QL 10 SAK6N          | 57          | 20   | 0338300000 |
| VH 12/4.9/3.3 SAK6N  |             | 100  | 0249000000 |
| KISC M3X20 SAK10 CU5 |             | 100  | 0377100000 |
| Width [mm]           |             |      |            |
| AP SAKB/C/T KRG      | 3           | 20   | 0146720000 |
| TW SAKB/C/T1         | 1.5         | 20   | 0242960000 |
| TSCH 2               | 0.6         | 100  | 0353660000 |
| QVS 2 SAKT1+2        |             | 20   | 0307300000 |
| QVS 3 SAKT1+2        |             | 20   | 0329300000 |
| QVS 4 SAKT1+2        |             | 20   | 0307400000 |
| VH 19/6/4.2 SAKT1    |             | 50   | 0318000000 |
| BS 25 O.IH SAKT1     |             | 50   | 0334700000 |
| PS 4 F.STB 4         |             | 20   | 0299600000 |
| STB 14/D6/4/M3 SAK10 |             | 50   | 0169900000 |


|             |     |            |
|-------------|-----|------------|
| SSP 3 SAKT1 | 100 | 0531760000 |
| QS 2/8/4    | 20  | 0270960000 |

DEK 6,5


To safe the test sockets use the SD-blade or bits with pilots!

## SAKT 2/LT

6 mm<sup>2</sup>



8 x 82 x 52.5  
46 / 10  
0.5 ... 10



IEC 60947-7-1

| IEC      | UL          | CSA         | EN 50019 |
|----------|-------------|-------------|----------|
| 400      | 300         | 300         |          |
| 41       | 25          | 25          |          |
| 6        | AWG 22... 8 | AWG 26... 8 |          |
| 6 / 3    |             |             |          |
| A5 / 5VA |             |             |          |



| Rated connection   | Additional connection |
|--------------------|-----------------------|
| 0.5...10 / 1.5...6 |                       |
| 0.5...6 / 0.5...6  |                       |
| 0.8...1.6 (M 3.5)  |                       |
| 0.5...0.8          |                       |
| 12 / 4.0 x 0.8     |                       |

Tightening torque 1.6 Nm for 10 mm<sup>2</sup> stranded wire.

| Type              | Qty. | Order No.  |
|-------------------|------|------------|
| SAKT 2/35/LT/STB  | 50   | 0105920000 |
| SAKT 2/35/LT 4STB | 50   | 0106020000 |

| Type                 | Current [A] | Qty. | Order No.  |
|----------------------|-------------|------|------------|
| QL 2 SAK6N           | 57          | 50   | 0194300000 |
| QL 3 SAK6N           | 57          | 50   | 0194400000 |
| QL 4 SAK6N           | 57          | 50   | 0194500000 |
| QL 10 SAK6N          | 57          | 20   | 0338300000 |
| VH 12/4.9/3.3 SAK6N  |             | 100  | 0249000000 |
| BS 25 O.IH SAKT1     |             | 50   | 0334700000 |
| Width [mm]           |             |      |            |
| AP SAKT2 KRG         | 3           | 20   | 0329120000 |
| TW SAKT2             | 2.5         | 20   | 0351820000 |
| TSCH 2               | 0.6         | 100  | 0353660000 |
| QVS 2 SAKT1+2        |             | 20   | 0307300000 |
| QVS 3 SAKT1+2        |             | 20   | 0329300000 |
| QVS 4 SAKT1+2        |             | 20   | 0307400000 |
| VH 19/6/4.2 SAKT1    |             | 50   | 0318000000 |
| BS 25 O.IH SAKT1     |             | 50   | 0334700000 |
| PS 4 F.STB 4         |             | 20   | 0299600000 |
| STB 14/D6/4/M3 SAK10 |             | 50   | 0169900000 |


|             |     |            |
|-------------|-----|------------|
| SSP 3 SAKT1 | 100 | 0531760000 |
| QS 2/8/4    | 20  | 0270960000 |

DEK 6,5


To safe the test sockets use the SD-blade or bits with pilots!

## SAKT 4/35/LT

4 mm<sup>2</sup>



6 x 57.2 x 40  
41 / 6  
0.13 ... 6



IEC 60947-7-1

| IEC      | UL           | CSA          | EN 50019 |
|----------|--------------|--------------|----------|
| 400      | 300          | 300          |          |
| 32       | 20           | 20           |          |
| 4        | AWG 22... 12 | AWG 26... 10 |          |
| 6 / 3    |              |              |          |
| A3 / 5VA |              |              |          |



| Rated connection  | Additional connection |
|-------------------|-----------------------|
| 0.5...6 / 1.5...4 |                       |
| 0.5...4 / 0.5...4 |                       |
| 0.4...0.7 (M 2.5) |                       |
| 0.4...0.7         |                       |
| 10 / 3.5 x 0.6    |                       |

Tightening torque 1.6 Nm for 10 mm<sup>2</sup> stranded wire.

| Type                | Qty. | Order No.  |
|---------------------|------|------------|
| SAKT 4/35/LT O.STB  | 50   | 1272420000 |
| SAKT 4/35/LT STB2.0 | 50   | 1272520000 |

| Type                    | Current [A] | Qty. | Order No.  |
|-------------------------|-------------|------|------------|
| QL 2 SAK2.5             | 41          | 100  | 0155900000 |
| QL 3 SAK2.5             | 41          | 100  | 0156000000 |
| QL 4 SAK2.5             | 41          | 50   | 0156100000 |
| QL 10 SAK2.5            | 41          | 20   | 0338100000 |
| VH 8/4.9/3.3 SAK2.5     |             | 100  | 0266700000 |
| KISC M3X15/6 SAK2.5 CU5 |             | 100  | 0377200000 |
| Width [mm]              |             |      |            |
| AP SAKT4 KRG            | 3           | 20   | 0244920000 |
| TW AST1/PA HP/DBR/0.5   | 0.5         | 20   | 0474700000 |
| TSCH 2                  | 0.6         | 100  | 0353660000 |
| QVS 2/4 SAKT4           |             | 20   | 1319260000 |
| VH 16/5/3.5 SAK10-35    |             | 50   | 0309700000 |
| BFSC M3X22 SAKT4        |             | 50   | 1319900000 |
| PS 2.0 OR               |             | 20   | 0293800000 |
| STB 8.5/D4.5/2/M3 SAKT4 |             | 50   | 0244600000 |
| STB 8.5/5/2.3/M3 SAK2.5 |             | 50   | 0280600000 |

|             |    |            |
|-------------|----|------------|
| SSP 4 SAKT4 | 20 | 1319360000 |
|-------------|----|------------|

DEK 6,5


To safe the test sockets use the SD-blade or bits with pilots!

# Feed-through terminals for thermocouples

Thermocouple-terminals  
TS 35/PA

Busbars made from thermocouple materials according to DIN IEC 584

DK 4 Q/TC



|                                   |                   |
|-----------------------------------|-------------------|
| Width/length/height with TS35x7.5 | mm                |
| max. current / max. conductor     | A/mm <sup>2</sup> |
| max. clamping range               | mm <sup>2</sup>   |

|               |
|---------------|
| 6 x 54 x 60.5 |
| / 4           |
| 0.5 ... 4     |

## Technical data

| Measure/Approvals  |                    |
|--|--------------------|
| Width/length/height (mm)                                     | with TS 35 x 7.5   |
| Insulation stripping length/clamping screw/screwdriver blade | 9 mm/M 3/3.5 x 0.6 |

| Technical data/VDE   |                 |
|--|-----------------|
| Insulation stripping length/clamping screw/screwdriver blade | mm <sup>2</sup> |

|                         |    |
|-------------------------|----|
| Tightening torque range | Nm |
|-------------------------|----|

## Ordering data

| Version | Type |
|---------|------|
| NiCr    |      |
| Ni      |      |
| CuNi    |      |
| Fe      |      |
| Cu      |      |
| NiCr/Ni | K    |
| Cu/CuNi | T    |
| Fe/CuNi | J    |

| Qty. | Order No.  |
|------|------------|
| 100  | 1284160000 |
| 100  | 1285660000 |
| 100  | 1284060000 |

| End plate   | Type |
|---|------|
|  | PA   |

| Type     | Width [mm] | Qty. | Order No.  |
|----------|------------|------|------------|
| AP (1.5) | 1.5        | 20   | 1397160000 |

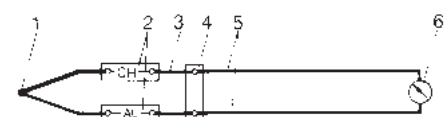
| Partition   | Type             |
|---|------------------|
|  | WEM for TS 32 HP |

| Type   | Width [mm] | Qty. | Order No.  |
|--------|------------|------|------------|
| WTW EN | 3.0        | 20   | 1058800000 |
| TW HP  | 2.0        | 20   | 0607000000 |

| Labelling systems | Type  |
|-------------------|-------|
| Labelling tags    | DEK 6 |

Weidmüller's **thermocouple-terminals** are specially designed for transmitting the smallest voltages in temperature measuring circuits. Special busbars ensure that no false signals occur in the terminal when temperature differences exist in the positive and negative path. This high measuring precision is necessary for, e.g. test beds, air craft engines, for complicated chemical processes, controls, etc.

## I. Configuration of a temperature measuring circuit



- 1 Thermocouple (sensor)
- 2 Thermocouple terminals
- 3 Compensation conductor
- 4 Reference point
- 5 Supply conductors (to and from)
- 6 Measuring device

The thermocouple terminals displayed in this measurement circuit are used to thermoelectrically transmit thermal e.m.f. of the thermocouple to the reference point and indicating device via the thermocouple.

## II. Symbols Thermocouples according to IEC 584 DIN 43710

| Terminal            | Busbar material trade name |
|---------------------|----------------------------|
| <b>a) Type J</b>    |                            |
| Fe (positive leg)   | Iron                       |
| CuNi (negative leg) | Constantan                 |
| <b>b) Type T</b>    |                            |
| Cu (positive leg)   | Copper                     |
| CuNi (negative leg) | Constantan                 |
| <b>c) Type K</b>    |                            |
| NiCr (positive leg) | Chromel                    |
| Ni (negative leg)   | Alumel                     |

Detailed information on other accessories and their use can be found in the "Accessories" section.

Further versions on request.





# Modular terminals with screwless connection



## With tab connection TS 35 / PA

AST 1 / 35

2.5 mm<sup>2</sup>

AST 3/35

2.5 mm<sup>2</sup>



When using ATEX certified components in hazardous area applications the installation instructions and the rated data for accessories in the technical appendix must be considered.

|  |                   |
|--|-------------------|
| <b>Width/Length/Height with TS35x7.5</b> | mm                |
| Max. current / max. cond. cross-section  | A/mm <sup>2</sup> |
| Max. clamping range                      | mm <sup>2</sup>   |

|                      |                    |
|----------------------|--------------------|
| <b>6.5 x 58 x 46</b> | 6.3 6.3<br>2.8 2.8 |
| <b>20 / 4</b>        |                    |
| <b>0.2 ... 4</b>     |                    |

|                        |                    |
|------------------------|--------------------|
| <b>6.5 x 44 x 40.1</b> | 6.3 6.3<br>2.8 2.8 |
| <b>20</b>              |                    |

### Technical data

| Rated data  |                 |
|---|-----------------|
| Rated voltage   | V               |
| Rated current   | A               |
| Rated cross-section                                     | mm <sup>2</sup> |
| Rated impulse voltage / Pollution severity              | kV/-            |
| Plug gauge IEC 60-947-1 / flammability class acc. UL 94 |                 |
| Approvals   |                 |

| IEC 60947-7-1 / IEC 61210 |       |     |          |
|---------------------------|-------|-----|----------|
| IEC                       | UL    | CSA | EN 50019 |
| 800                       | 600   | 300 |          |
| 20                        | 13    | 16  |          |
| 2.5                       |       |     |          |
|                           | 6 / 3 |     |          |
|                           | / V2  |     |          |

| IEC 60947-7-1 / IEC 61210 |       |     |          |
|---------------------------|-------|-----|----------|
| IEC                       | UL    | CSA | EN 50019 |
| 800                       | 300   | 300 |          |
| 20                        | 13    | 16  |          |
| 2.5                       |       |     |          |
|                           | 6 / 3 |     |          |
|                           | / V2  |     |          |

| Clampable conductors (H05V/H07V)         |                 |
|--|-----------------|
| Solid / stranded                         | mm <sup>2</sup> |
| Flexible / flexible w. wire end ferrule  | mm <sup>2</sup> |
| Tightening torque range (clamping screw) | Nm              |
| Stripping length / blade size            | mm / -          |

| Rated connection |  | Additional connection |  |
|------------------|--|-----------------------|--|
|                  |  |                       |  |
|                  |  |                       |  |
|                  |  |                       |  |

| Rated connection |  | Additional connection |  |
|------------------|--|-----------------------|--|
|                  |  |                       |  |
|                  |  |                       |  |
|                  |  |                       |  |

| 2 clampable conductors of equal cross-section |                 |
|---|-----------------|
| Solid / stranded                              | mm <sup>2</sup> |
| Flexible / flexible w. wire end ferrule       | mm <sup>2</sup> |

| Information                                |
|--|
| For tab connection use a insulated sleeve. |

| Information                                |
|--|
| For tab connection use a insulated sleeve. |

| Information                                |
|--|
| For tab connection use a insulated sleeve. |

### Order data


| Version        | Qty. | Order No.  |
|----------------|------|------------|
| slotted        | 50   | 0699660000 |
| Unslotted      | 50   | 0664860000 |
| slotted blue   |      |            |
| Unslotted blue |      |            |

| Type             | Qty. | Order No.  |
|------------------|------|------------|
| AST 1/35 6.3/2.8 | 50   | 0699660000 |
| AST 1/35 6.3     | 50   | 0664860000 |

| Type             | Qty. | Order No.  |
|------------------|------|------------|
| AST 3/35 6.3/2.8 | 100  | 0460360000 |
| AST 3/35 6.3     | 100  | 0479360000 |

| Information |
|-------------|
|             |

### Accessories

| Cross-connection  |         |
|---|---------|
|  | 2-pole  |
|   | 3-pole  |
|   | 4-pole  |
|   | 10-pole |

| Type      | Current [A] | Qty. | Order No.  |
|-----------|-------------|------|------------|
| Q 2 SAK4  | 41          | 50   | 0336700000 |
| Q 3 SAK4  | 41          | 50   | 0336800000 |
| Q 4 SAK4  | 41          | 50   | 0336900000 |
| Q 10 SAK4 | 41          | 20   | 0368800000 |

| Type      | Current [A] | Qty. | Order No.  |
|-----------|-------------|------|------------|
| Q 2 SAK4  | 41          | 50   | 0336700000 |
| Q 3 SAK4  | 41          | 50   | 0336800000 |
| Q 4 SAK4  | 41          | 50   | 0336900000 |
| Q 10 SAK4 | 41          | 20   | 0368800000 |

| Plug adapter |         |
|--------------|---------|
|              | 2-pole  |
|              | 3-pole  |
|              | 4-pole  |
|              | 5-polig |
|              | 8-pole  |

| Type      | Current [A] | Qty. | Order No.  |
|-----------|-------------|------|------------|
| STA 2.5/2 |             | 100  | 0165860000 |
| STA 2.5/3 |             | 50   | 0165960000 |
| STA 2.5/4 |             | 50   | 0190360000 |
| STA 2.5/5 |             | 50   | 0166060000 |
| STA 2.5/8 |             | 50   | 0166160000 |

| Type      | Current [A] | Qty. | Order No.  |
|-----------|-------------|------|------------|
| STA 2.5/2 |             | 100  | 0165860000 |
| STA 2.5/3 |             | 50   | 0165960000 |
| STA 2.5/4 |             | 50   | 0190360000 |
| STA 2.5/5 |             | 50   | 0166060000 |
| STA 2.5/8 |             | 50   | 0166160000 |

| End plate / partition |                   |
|-----------------------|-------------------|
| End plate             | AP AST1+5 DB      |
| Partition             | TW SAKS2 HP/DBR/2 |
| Partition disc        | TSCH 1            |

| Type              | Width [mm] | Current [A] | Qty. | Order No.  |
|-------------------|------------|-------------|------|------------|
| AP AST1+5 DB      | 1.5        | 20          | 20   | 0266400000 |
| TW SAKS2 HP/DBR/2 | 2          | 20          | 20   | 0607000000 |
| TSCH 1            | 2          | 100         | 100  | 0319160000 |

| Type          | Width [mm] | Current [A] | Qty. | Order No.  |
|---------------|------------|-------------|------|------------|
| AP AST3+4 KRG | 3          | 20          | 20   | 0298120000 |
| TW 4 SAK4-10  | 1.5        | 20          | 20   | 0130160000 |
| TSCH 1        | 2          | 100         | 100  | 0319160000 |

| Testing/Checking      |     |
|-----------------------|-----|
| for testing           | PS  |
| wired terminal strips | StB |

| Type                    | Current [A] | Qty. | Order No.  |
|-------------------------|-------------|------|------------|
| PS 2.3 RT               |             | 20   | 0180400000 |
| STB 14/D5/2.3/M3 SAK2.5 |             | 50   | 0168600000 |

| Type                    | Current [A] | Qty. | Order No.  |
|-------------------------|-------------|------|------------|
| PS 2.3 RT               |             | 20   | 0180400000 |
| STB 14/D5/2.3/M3 SAK2.5 |             | 50   | 0168600000 |

| Insulating sleeve |     |
|-------------------|-----|
|                   | 2,8 |
|                   | 6,3 |

| Type          | Current [A] | Qty. | Order No.  |
|---------------|-------------|------|------------|
| IH 2.8 DB     |             | 100  | 0386060000 |
| IH 6.3 WEM GE |             | 100  | 0386260000 |

| Type          | Current [A] | Qty. | Order No.  |
|---------------|-------------|------|------------|
| IH 2.8 DB     |             | 100  | 0386060000 |
| IH 6.3 WEM GE |             | 100  | 0386260000 |

| Marking systems |
|-----------------|
| DEK 6           |

| Marking systems |
|-----------------|
| DEK 6           |

| Marking systems |
|-----------------|
| DEK 6           |


For detailed information on other accessories and applications see "Accessories"

Pluggable adapter STA 2,5/2 - STA 2,5/8 only for PA - Version.

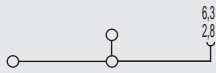
# Modular terminals with screwless connection

**AST 4/35**

**2.5 mm<sup>2</sup>**



**6.2 x 43.5 x 40.1**  
**20 / 4**  
**0.2 ... 4**



IEC 60947-7-1 / IEC 61210

| IEC | UL           | CSA          | EN 50019 |
|-----|--------------|--------------|----------|
| 800 | 300          | 300          |          |
| 20  | 13           | 16           |          |
| 2.5 | AWG 22... 12 | AWG 24... 12 |          |
|     | 6 / 3        |              |          |
|     | A3 / V2      |              |          |



| Rated connection      | Additional connection |
|-----------------------|-----------------------|
| 0.5...4 / 1.5...2.5   |                       |
| 0.5...2.5 / 0.5...2.5 |                       |
| 0.4...0.7 (M 2.5)     |                       |
| 9 / 3.5 x 0.6         |                       |

For tab connection use a insulated sleeve.

| Type                | Qty. | Order No.  |
|---------------------|------|------------|
| AST 4/35 SF 6.3/2.8 | 100  | 0460460000 |
| AST 4/35 SF 6.3     | 100  | 0479460000 |


| Type                    | Current [A] | Qty. | Order No.  |
|-------------------------|-------------|------|------------|
| Q 2 SAK4                | 41          | 50   | 0336700000 |
| Q 3 SAK4                | 41          | 50   | 0336800000 |
| Q 4 SAK4                | 41          | 50   | 0336900000 |
| Q 10 SAK4               | 41          | 20   | 0368800000 |
| STA 2.5/2               |             | 100  | 0165860000 |
| STA 2.5/3               |             | 50   | 0165960000 |
| STA 2.5/4               |             | 50   | 0190360000 |
| STA 2.5/5               |             | 50   | 0166060000 |
| STA 2.5/8               |             | 50   | 0166160000 |
| Width [mm]              |             |      |            |
| AP SAK2.5/35 + AST3+4   | 1.5         | 20   | 0460560000 |
| TW 4 SAK4-10            | 1.5         | 20   | 0130160000 |
| TSCH 1                  | 2           | 100  | 0319160000 |
| PS 2.3 RT               |             | 20   | 0180400000 |
| STB 14/D5/2.3/M3 SAK2.5 |             | 50   | 0168600000 |
| IH 2.8 DB               |             | 100  | 0386060000 |
| IH 6.3 WEM GE           |             | 100  | 0386260000 |

DEK 6

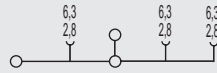
Pluggable adapter STA 2,5/2 - STA 2,5/8 only for PA - Version.

**AST 5/35**

**4 mm<sup>2</sup>**



**6.5 x 58 x 46**  
**20 / 6**  
**0.2 ... 6**



IEC 60947-7-1 / IEC 61210

| IEC | UL           | CSA          | EN 50019 |
|-----|--------------|--------------|----------|
| 800 | 300          | 300          |          |
| 20  | 13           | 16           |          |
| 4   | AWG 22... 12 | AWG 24... 12 |          |
|     | 6 / 3        |              |          |
|     | A4 / V2      |              |          |



| Rated connection    | Additional connection |
|---------------------|-----------------------|
| 0.5...6 / 1.5...2.5 |                       |
| 0.5...4 / 0.5...4   |                       |
| 0.5...1.0 (M 3)     |                       |
| 12 / 3.5 x 0.6      |                       |

For tab connection use a insulated sleeve.


| Type                   | Qty. | Order No.  |
|------------------------|------|------------|
| AST 5/35 SF 6.3/2.8 DB | 50   | 0664900000 |
| AST 5/35 SF 6.3 DB     | 50   | 0699700000 |

| Type                    | Current [A] | Qty. | Order No.  |
|-------------------------|-------------|------|------------|
| Q 2 SAK4                | 41          | 50   | 0336700000 |
| Q 3 SAK4                | 41          | 50   | 0336800000 |
| Q 4 SAK4                | 41          | 50   | 0336900000 |
| Q 10 SAK4               | 41          | 20   | 0368800000 |
| Width [mm]              |             |      |            |
| AP AST1+5 DB            | 1.5         | 20   | 0266400000 |
| TW AST1/PA HP/DBR/0.5   | 0.5         | 20   | 0474700000 |
| PS 2.3 RT               |             | 20   | 0180400000 |
| STB 14/D5/2.3/M3 SAK2.5 |             | 50   | 0168600000 |
| IH 2.8 DB               |             | 100  | 0386060000 |
| IH 6.3 WEM GE           |             | 100  | 0386260000 |

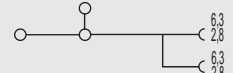
DEK 6,5

**SAK 4 S/35**

**4 mm<sup>2</sup>**



**6.5 x 45 x 49.5**  
**20 / 6**  
**0.13 ... 6**



IEC 60947-7-1 / IEC 61210

| IEC | UL           | CSA          | EN 50019 |
|-----|--------------|--------------|----------|
| 500 | 600          | 300          |          |
| 20  | 13           | 13           |          |
| 4   | AWG 26... 12 | AWG 26... 12 |          |
|     | 6 / 3        |              |          |
|     | A4 / V2      |              |          |



| Rated connection   | Additional connection |
|--------------------|-----------------------|
| 0.33...6 / 1.5...4 |                       |
| 0.5...4 / 0.5...4  |                       |
| 0.5...1.0 (M 3)    |                       |
| 12 / 3.5 x 0.6     |                       |

For tab connection use a insulated sleeve.

| Type               | Qty. | Order No.  |
|--------------------|------|------------|
| SAK 4 S/35 6.3/2.8 | 100  | 0630360000 |

| Type                    | Current [A] | Qty. | Order No.  |
|-------------------------|-------------|------|------------|
| QL 2 SAK4               | 32          | 100  | 0130600000 |
| QL 3 SAK4               | 32          | 100  | 0130700000 |
| QL 4 SAK4               | 32          | 50   | 0130800000 |
| QL 10 SAK4              | 32          | 20   | 0338200000 |
| Width [mm]              |             |      |            |
| AP SAK4-10              | 1.5         | 20   | 0117960000 |
| TW 4 SAK4-10            | 1.5         | 20   | 0130160000 |
| PS 2.3 RT               |             | 20   | 0180400000 |
| STB 14/D5/2.3/M3 SAK2.5 |             | 50   | 0168600000 |
| IH 2.8 DB               |             | 100  | 0386060000 |
| IH 6.3 WEM GE           |             | 100  | 0386260000 |

DEK 6,5

# Modular terminals with screwless connection

A

## With tab connection TS 35 / PA

When using ATEX certified components in hazardous area applications the installation instructions and the rated data for accessories in the technical appendix must be considered.

|  |                   |
|--|-------------------|
| <b>Width/Length/Height with TS35x7.5</b> | mm                |
| Max. current / max. cond. cross-section  | A/mm <sup>2</sup> |
| Max. clamping range                      | mm <sup>2</sup>   |

### Technical data

| Rated data  |                 |
|---|-----------------|
| Rated voltage   | V               |
| Rated current   | A               |
| Rated cross-section   | mm <sup>2</sup> |
| Rated impulse voltage / Pollution severity                        | kV/-            |
| Plug gauge IEC 60-947-1 / flammability class acc. UL 94 Approvals |                 |

| Clampable conductors (H05V/H07V)         |                 |
|--|-----------------|
| Solid / stranded                         | mm <sup>2</sup> |
| Flexible / flexible w. wire end ferrule  | mm <sup>2</sup> |
| Tightening torque range (clamping screw) | Nm              |
| Stripping length / blade size            | mm / -          |

| 2 clampable conductors of equal cross-section |                 |
|---|-----------------|
| Solid / stranded                              | mm <sup>2</sup> |
| Flexible / flexible w. wire end ferrule       | mm <sup>2</sup> |


| Information |
|-------------|
|             |

### Order data

| Version |                |
|---------|----------------|
|         | slotted        |
|         | Unslotted      |
|         | slotted blue   |
|         | Unslotted blue |

| Information |
|-------------|
|             |

### Accessories

| Cross-connection  |         |
|---|---------|
|  | 2-pole  |
|   | 3-pole  |
|   | 4-pole  |
| (Q)   | 10-pole |

| Plug adapter |         |
|--------------|---------|
|              | 2-pole  |
|              | 3-pole  |
|              | 4-pole  |
|              | 5-polig |
|              | 8-pole  |

| End plate / partition |                |
|-----------------------|----------------|
|                       | End plate      |
|                       | Partition      |
|                       | Partition disc |

| Testing/Checking      |     |
|-----------------------|-----|
| for testing           | PS  |
| wired terminal strips | StB |


| Insulating sleeve |     |
|-------------------|-----|
|                   | 2,8 |
|                   | 6,3 |

| Marking systems |
|-----------------|
|                 |

For detailed information on other accessories and applications see "Accessories"

## SAK 4 SS/35

4 mm<sup>2</sup>



|                        |   |
|------------------------|---|
| <b>6.5 x 45 x 49.5</b> |  |
| <b>20 / 4</b>          |   |
| <b>0.13 ... 4</b>      |   |

IEC 60947-7-1 / IEC 61210

| IEC           | UL           | CSA          | EN 50019 |
|---------------|--------------|--------------|----------|
| 500           | 600          | 300          |          |
| 20            | 13           | 13           |          |
| 4             | AWG 26... 12 | AWG 26... 12 |          |
| 6 / 3<br>/ V2 |              |              |          |



| Rated connection | Additional connection |
|------------------|-----------------------|
|                  |                       |
|                  |                       |
|                  |                       |
|                  |                       |

| Information                                |
|--|
| For tab connection use a insulated sleeve. |

| Type                | Qty. | Order No.  |
|---------------------|------|------------|
| SAK 4 SS/35 6.3/2.8 | 100  | 0630460000 |
|                     |      |            |
|                     |      |            |
|                     |      |            |

| Type       | Current [A] | Qty. | Order No.  |
|------------|-------------|------|------------|
| QL 2 SAK4  | 32          | 100  | 0130600000 |
| QL 3 SAK4  | 32          | 100  | 0130700000 |
| QL 4 SAK4  | 32          | 50   | 0130800000 |
| QL 10 SAK4 | 32          | 20   | 0338200000 |


| Width [mm]   |     |    |            |
|--------------|-----|----|------------|
| AP SAK4-10   | 1.5 | 20 | 0117960000 |
| TW 4 SAK4-10 | 1.5 | 20 | 0130160000 |


|               |     |            |
|---------------|-----|------------|
| IH 2.8 DB     | 100 | 0386060000 |
| IH 6.3 WEM GE | 100 | 0386260000 |

|         |
|---------|
| DEK 6,5 |
|---------|

## SAKR F

4 mm<sup>2</sup>



|                        |   |
|------------------------|---|
| <b>6.5 x 42 x 40.5</b> |  |
| <b>10 / 4</b>          |   |
| <b>0.13 ... 4</b>      |   |

IEC 60947-7-1 / IEC 61210 / VDE 0100-537

| IEC              | UL           | CSA          | EN 50019 |
|------------------|--------------|--------------|----------|
| 250              | 300          | 300          |          |
| 10               | 10           | 10           |          |
| 4                | AWG 22... 12 | AWG 22... 12 |          |
| 6 / 3<br>A3 / V2 |              |              |          |



| Rated connection    | Additional connection |
|---------------------|-----------------------|
| 0.5...4 / 1.5...4   |                       |
| 0.5...4 / 0.5...2.5 |                       |
| 0.5...1.0 (M3)      |                       |
| 8 / 3.5 x 0.6       |                       |

| Information |
|-------------|
|             |

| Type     | Qty. | Order No.  |
|----------|------|------------|
| SAKRF/35 | 100  | 6382670000 |
|          |      |            |
|          |      |            |
|          |      |            |

| Type           | Current [A] | Qty. | Order No.  |
|----------------|-------------|------|------------|
| QB 2 WI RA6 IS | 27          | 50   | 0482700000 |
| QB 3 WI RA6 IS | 27          | 50   | 0482800000 |
| QB 4 WI RA6 IS | 27          | 50   | 0482900000 |

| Width [mm] |     |    |            |
|------------|-----|----|------------|
| AP SAKR BE | 1.5 | 20 | 0211360000 |

|                        |     |            |
|------------------------|-----|------------|
| PS 2.3 RT              | 20  | 0180400000 |
| STB 6/D3.7/2.3/M3 SAKR | 100 | 0379400000 |

|           |     |            |
|-----------|-----|------------|
| IH 2.8 DB | 100 | 0386060000 |
|-----------|-----|------------|


|         |
|---------|
| DEK 6,5 |
|---------|

QB 25 blank, see chapter accessories. To use twin ferrules ZH 0,5 to ZH 1,5 is possible.

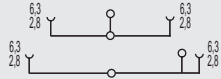
# Modular terminals with screwless connection

**DK 4 SS/35**

**1 mm<sup>2</sup>**



**6 x 54 x 60.5**  
**20 / 2.5**  
**0.33 ... 2.5**



IEC 60947-7-1 / IEC 61210

| IEC | UL           | CSA | EN 50019     |
|-----|--------------|-----|--------------|
| 400 | 300          | 300 |              |
| 20  | 10           | 10  |              |
| 1   | AWG 22... 12 |     | AWG 22... 12 |
|     | 4 / 3        |     |              |
|     |              |     | / V2         |

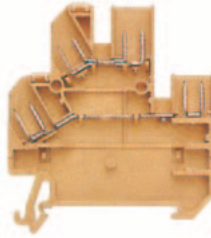


**Rated connection**      **Additional connection**

For tab connection use a insulated sleeve.

**DK 4 SS/35 2.8**

**1 mm<sup>2</sup>**



**6 x 54 x 60.5**  
**/ 2.5**  
**0.33 ... 2.5**



IEC 60947-7-1 / IEC 61210

| IEC | UL           | CSA | EN 50019     |
|-----|--------------|-----|--------------|
| 400 | 300          | 300 |              |
| 20  | 10           | 10  |              |
| 1   | AWG 22... 12 |     | AWG 22... 12 |
|     | 4 / 3        |     |              |
|     |              |     | / V2         |




**Rated connection**      **Additional connection**

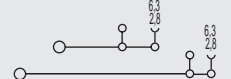
For tab connection use a insulated sleeve.

**DK 4 S**

**4 mm<sup>2</sup>**



**6 x 54 x 59.5**  
**/ 4**  
**0.33 ... 4**



IEC 60947-7-1 / IEC 61210

| IEC | UL           | CSA | EN 50019     |
|-----|--------------|-----|--------------|
| 400 | 300          | 300 |              |
| 10  | 10           | 10  |              |
| 4   | AWG 22... 12 |     | AWG 22... 12 |
|     | 6 / 3        |     |              |
|     |              |     | A3 / V2      |



**Rated connection**      **Additional connection**

0.5...4 / 1.5...4  
0.5...4 / 0.5...2.5  
0.5...0.8 (M3)  
8 / 3.5 x 0.6

For tab connection use a insulated sleeve.

| Type                   | Qty. | Order No.  |
|------------------------|------|------------|
| DK 4SS/35 FF 4X6.3/2.8 | 100  | 0217160000 |

| Type               | Qty. | Order No.  |
|--------------------|------|------------|
| DK 4SS/35 FF 8X2.8 | 100  | 0297060000 |

| Type                | Qty. | Order No.  |
|---------------------|------|------------|
| DK 4S/35 SF 6.3/2.8 | 100  | 0686660000 |

| Type      | Current [A] | Qty. | Order No.  |
|-----------|-------------|------|------------|
| Q 2 AKZ4  | 32          | 50   | 0336400000 |
| Q 3 AKZ4  | 32          | 50   | 0336500000 |
| Q 4 AKZ4  | 32          | 50   | 0336600000 |
| Q 10 AKZ4 | 32          | 20   | 0368600000 |

| Type      | Current [A] | Qty. | Order No.  |
|-----------|-------------|------|------------|
| Q 2 AKZ4  | 32          | 50   | 0336400000 |
| Q 3 AKZ4  | 32          | 50   | 0336500000 |
| Q 4 AKZ4  | 32          | 50   | 0336600000 |
| Q 10 AKZ4 | 32          | 20   | 0368600000 |

| Type      | Current [A] | Qty. | Order No.  |
|-----------|-------------|------|------------|
| Q 2 AKZ4  | 32          | 50   | 0336400000 |
| Q 3 AKZ4  | 32          | 50   | 0336500000 |
| Q 4 AKZ4  | 32          | 50   | 0336600000 |
| Q 10 AKZ4 | 32          | 20   | 0368600000 |

| Width [mm]              |     |     |            |
|-------------------------|-----|-----|------------|
| AP DK4S                 | 20  |     | 0631360000 |
| TSCH 6 DKI S4           | 5   | 100 | 0190260000 |
| PS 2.3 RT               | 20  |     | 0180400000 |
| STB 8.5/D4/2.3/M2.5 AKZ | 50  |     | 0215700000 |
| IH 2.8 DB               | 100 |     | 0386060000 |
| IH 6.3 WEM GE           | 100 |     | 0386260000 |

| Width [mm]              |     |     |            |
|-------------------------|-----|-----|------------|
| AP DK4S                 | 20  |     | 0631360000 |
| TSCH 6 DKI S4           | 5   | 100 | 0190260000 |
| PS 2.3 RT               | 20  |     | 0180400000 |
| STB 8.5/D4/2.3/M2.5 AKZ | 50  |     | 0215700000 |
| IH 2.8 DB               | 100 |     | 0386060000 |

| Width [mm]              |     |     |            |
|-------------------------|-----|-----|------------|
| AP DK4S                 | 20  |     | 0631360000 |
| TSCH 6 DKI S4           | 5   | 100 | 0190260000 |
| PS 2.3 RT               | 20  |     | 0180400000 |
| STB 8.5/D4/2.3/M2.5 AKZ | 50  |     | 0215700000 |
| IH 2.8 DB               | 100 |     | 0386060000 |
| IH 6.3 WEM GE           | 100 |     | 0386260000 |

DEK 6

DEK 6


DEK 6

# Modular terminals with screwless connection

## With tab connection TS 35 / PA

**DK 4 S 2.8**

**4 mm<sup>2</sup>**



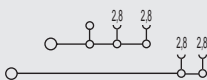
When using ATEX certified components in hazardous area applications the installation instructions and the rated data for accessories in the technical appendix must be considered.

|  |                   |
|--|-------------------|
| <b>Width/Length/Height with TS35x7.5</b> | mm                |
| Max. current / max. cond. cross-section  | A/mm <sup>2</sup> |
| Max. clamping range                      | mm <sup>2</sup>   |

**6 x 54 x 59.5**

**10 / 4**

**0.33 ... 4**



### Technical data

| Rated data  |                 |
|---|-----------------|
| Rated voltage   | V               |
| Rated current   | A               |
| Rated cross-section                                     | mm <sup>2</sup> |
| Rated impulse voltage / Pollution severity              | kV/-            |
| Plug gauge IEC 60-947-1 / flammability class acc. UL 94 |                 |
| Approvals   |                 |

IEC 60947-7-1 / IEC 61210

| IEC | UL           | CSA          | EN 50019 |
|-----|--------------|--------------|----------|
| 400 | 300          | 300          |          |
| 10  | 10           | 10           |          |
| 4   | AWG 22... 12 | AWG 22... 12 |          |
|     |              | 6 / 3        |          |
|     |              | A3 / V2      |          |



| Clampable conductors (H05V/H07V)         |                 |
|--|-----------------|
| Solid / stranded                         | mm <sup>2</sup> |
| Flexible / flexible w. wire end ferrule  | mm <sup>2</sup> |
| Tightening torque range (clamping screw) | Nm              |
| Stripping length / blade size            | mm / -          |

| Rated connection    | Additional connection |
|---------------------|-----------------------|
| 0.5...4 / 1.5...4   |                       |
| 0.5...4 / 0.5...2.5 |                       |
| 0.5...0.8 (M 3)     |                       |
| 8 / 3.5 x 0.6       |                       |

| 2 clampable conductors of equal cross-section |                 |
|---|-----------------|
| Solid / stranded                              | mm <sup>2</sup> |
| Flexible / flexible w. wire end ferrule       | mm <sup>2</sup> |

### Information

For tab connection use a insulated sleeve.

### Order data

| Version |                |
|---------|----------------|
|         | slotted        |
|         | Unslotted      |
|         | slotted blue   |
|         | Unslotted blue |

| Type              | Qty. | Order No.         |
|-------------------|------|-------------------|
| DK 4S/35 SF 4X2.8 | 100  | <b>0686560000</b> |

### Information

### Accessories

| Cross-connection |         |
|------------------|---------|
|                  | 2-pole  |
|                  | 3-pole  |
|                  | 4-pole  |
|                  | 10-pole |

| Type      | Current [A] | Qty. | Order No.         |
|-----------|-------------|------|-------------------|
| Q 2 AKZ4  | 32          | 50   | <b>0336400000</b> |
| Q 3 AKZ4  | 32          | 50   | <b>0336500000</b> |
| Q 4 AKZ4  | 32          | 50   | <b>0336600000</b> |
| Q 10 AKZ4 | 32          | 20   | <b>0368600000</b> |

| Plug adapter |         |
|--------------|---------|
|              | 2-pole  |
|              | 3-pole  |
|              | 4-pole  |
|              | 5-polig |
|              | 8-pole  |

| End plate / partition |                |
|-----------------------|----------------|
|                       | End plate      |
|                       | Partition      |
|                       | Partition disc |

| Width [mm]              |     |     |                   |
|-------------------------|-----|-----|-------------------|
| AP DK4S                 | 20  |     | <b>0631360000</b> |
| TSCH 6 DKI S4           | 5   | 100 | <b>0190260000</b> |
| PS 2,3 RT               | 20  |     | <b>0180400000</b> |
| STB 8.5/D4/2.3/M2.5 AKZ | 50  |     | <b>0215700000</b> |
| IH 2.8 DB               | 100 |     | <b>0386060000</b> |

| Testing/Checking      |     |
|-----------------------|-----|
| for testing           | PS  |
| wired terminal strips | StB |

| Insulating sleeve |     |
|-------------------|-----|
|                   | 2,8 |
|                   | 6,3 |

### Marking systems

DEK 6

For detailed information on other accessories and applications see "Accessories"

# Modular terminals with screwless connections

with solder connection  
TS35 / PA

When using ATEX certified components in hazardous area applications the installation instructions and the rated data for accessories in the technical appendix must be considered.

|  |                   |
|--|-------------------|
| <b>Width/Length/Height with TS35x7.5</b> | mm                |
| Max. current / max. cond. cross-section  | A/mm <sup>2</sup> |
| Max. clamping range                      | mm <sup>2</sup>   |


## Technical data

| Rated data  |                 |
|---|-----------------|
| Rated voltage   | V               |
| Rated current   | A               |
| Rated cross-section                                     | mm <sup>2</sup> |
| Rated impulse voltage / Pollution severity              | kV/-            |
| Plug gauge IEC 60-947-1 / flammability class acc. UL 94 |                 |
| Approvals   |                 |
| Clampable conductors (H05V/H07V)                        |                 |
| Solid / stranded  | mm <sup>2</sup> |
| Flexible / flexible w. wire end ferrule                 | mm <sup>2</sup> |
| Tightening torque range (clamping screw)                | Nm              |
| Stripping length / blade size                           | mm / -          |
| 2 clampable conductors of equal cross-section           |                 |
| Solid / stranded  | mm <sup>2</sup> |
| Flexible / flexible w. wire end ferrule                 | mm <sup>2</sup> |
| Information   |                 |

## Order data


| Version | Information |
|---------|-------------|
| beige   |             |
| blue    |             |

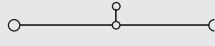
## Accessories

| Cross-connection, screwable   |  |
|---|--|
|  |  |
| (Q)   |  |
| 2-pole  |  |
| 3-pole  |  |
| 4-pole  |  |
| 10-pole   |  |
| Connecting sleeve   |  |
| Fixing screw  |  |
| Fuse cartridges   |  |
| Cross-connection saddle   |  |
| Cross-connection saddle   |  |
| Connecting sleeve   |  |
| Fixing screw  |  |
| Socket / Test plug  |  |
| Socket  |  |
| Test plug   |  |
| End plate   |  |
| beige   |  |
| blue  |  |
| Partition / Partition disc  |  |
| beige   |  |
| blue  |  |
| Partition disc  |  |
| Cover / fixing screw (plastic)  |  |
| Cover   |  |
| Fixing screw (plastic)  |  |
| Marking systems   |  |
| DEK 6   |  |
| Detailed information on all versions in chapter accessories.                        |  |


SAK 2.5 L

2.5 mm<sup>2</sup>



|               |  |
|---------------|--|
| 6 x 44 x 46.5 |  |
| 17.5 / 6      |  |
| 0.33 ... 6    |  |

IEC 60947-7-1 / IEC 60068-2-20

| IEC   | UL | CSA                   | EN 50019 |
|---|----|-----------------------|----------|
| 250   |    | 300                   |          |
| 17.5  |    | 10                    |          |
| 2.5   |    | AWG 22...12           |          |
|   |    | 4 / 3                 |          |
|   |    | A3 / V2               |          |
|  |    |                       |          |
| Rated connection  |    | Additional connection |          |
| 0.5...6 / 0.5...2.5   |    |                       |          |
| 0.5...4 / 0.5...2.5   |    |                       |          |
| 0.4...0.7 (M 2.5)   |    |                       |          |
| 12 / 3.5 x 0.6  |    |                       |          |
| Information   |    |                       |          |

| Type          | Qty. | Order No.  |
|---------------|------|------------|
| SAK 2.5/35 SL | 100  | 0495060000 |
| Information   |      |            |

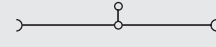
| Type   | Current [A] | Qty. | Order No.  |
|--|-------------|------|------------|
| Q 2 SAK2.5   | 41          | 50   | 0337000000 |
| Q 3 SAK2.5   | 41          | 50   | 0337100000 |
| Q 4 SAK2.5   | 41          | 50   | 0337200000 |
| Q 10 SAK2.5  | 41          | 20   | 0368700000 |
| Information  |             |      |            |
| Cross-connection saddle                                      |             |      |            |
| Socket / Test plug   |             |      |            |
| End plate  |             |      |            |
| Partition / Partition disc                                   |             |      |            |
| Cover / fixing screw (plastic)                               |             |      |            |
| Marking systems  |             |      |            |
| Detailed information on all versions in chapter accessories. |             |      |            |

SAK 2.5 LL


1.5 mm<sup>2</sup>

solder connection both sides



|               |   |
|---------------|---|
| 6 x 54 x 46.5 |   |
| 17.5 / 3.3    |  |
| 0.13 ... 3.3  |   |

IEC 60947-7-1 / IEC 60068-2-20

| IEC   | UL | CSA                   | EN 50019 |
|---|----|-----------------------|----------|
| 250   |    | 300                   |          |
| 17.5  |    | 10                    |          |
| 1.5   |    | AWG 26...12           |          |
|   |    | 4 / 3                 |          |
|   |    | / V2                  |          |
|  |    |                       |          |
| Rated connection  |    | Additional connection |          |
|   |    |                       |          |
|   |    |                       |          |
|   |    |                       |          |
| Information   |    |                       |          |

| Type          | Qty. | Order No.  |
|---------------|------|------------|
| SAK 2.5/35 LL | 100  | 0567260000 |
| Information   |      |            |

| Type   | Current [A] | Qty. | Order No.  |
|--|-------------|------|------------|
| Q 2 SAK2.5   | 41          | 50   | 0337000000 |
| Q 3 SAK2.5   | 41          | 50   | 0337100000 |
| Q 4 SAK2.5   | 41          | 50   | 0337200000 |
| Q 10 SAK2.5  | 41          | 20   | 0368700000 |
| Information  |             |      |            |
| Cross-connection saddle                                      |             |      |            |
| Socket / Test plug   |             |      |            |
| End plate  |             |      |            |
| Partition / Partition disc                                   |             |      |            |
| Cover / fixing screw (plastic)                               |             |      |            |
| Marking systems  |             |      |            |
| Detailed information on all versions in chapter accessories. |             |      |            |

# Special terminal - SAKG

TS 35 / KRG

SAKG 32 I

50 mm<sup>2</sup>

TS 35 / KRG

A

When using ATEX certified components in hazardous area applications the installation instructions and the rated data for accessories in the technical appendix must be considered.

|  |                   |
|--|-------------------|
| <b>Width/Length/Height with TS35x7.5</b> | mm                |
| Max. current / max. cond. cross-section  | A/mm <sup>2</sup> |
| Max. clamping range                      | mm <sup>2</sup>   |

|                       |
|-----------------------|
| <b>32 x 87 x 84.5</b> |
| <b>192 / 70</b>       |
| <b>10 ... 70</b>      |



## Technical data

| Rated data  |                 |
|---|-----------------|
| Rated voltage   | V               |
| Rated current   | A               |
| Rated cross-section                                     | mm <sup>2</sup> |
| Rated impulse voltage / Pollution severity              | kV/-            |
| Plug gauge IEC 60-947-1 / flammability class acc. UL 94 |                 |
| Approvals   |                 |

IEC 60947-7-1

| IEC       | UL          | CSA         | EN 50019 |
|-----------|-------------|-------------|----------|
| 1000      | 600         | 600         |          |
| 150       | 165         | 170         |          |
| 50        | AWG 6...3/0 | AWG 1...2/0 |          |
| 8 / 3     |             |             |          |
| B11 / 5VA |             |             |          |



| Clampable conductors (H05V/H07V)         |                 |
|--|-----------------|
| Solid / stranded                         | mm <sup>2</sup> |
| Flexible / flexible w. wire end ferrule  | mm <sup>2</sup> |
| Tightening torque range (clamping screw) | Nm              |
| Stripping length / blade size            | mm / -          |

| Rated connection  | Additional connection |
|-------------------|-----------------------|
| 10...16 / 10...70 |                       |
| 10...70 / 10...35 |                       |
| 6.0...12 (M 8)    |                       |
| 26                |                       |

| 2 clampable conductors of equal cross-section |                 |
|---|-----------------|
| Solid / stranded                              | mm <sup>2</sup> |
| Flexible / flexible w. wire end ferrule       | mm <sup>2</sup> |

## Information


## Order data

| Version |        |
|---------|--------|
|         | yellow |
|         | blue   |

| Type         | Qty. | Order No.  |
|--------------|------|------------|
| SAKG 32/35 I | 10   | 0637120000 |

## Information

## Accessories

| Cross-connection, screwable   |                   |
|---|-------------------|
|  | 2-pole            |
|   | 3-pole            |
|   | 4-pole            |
|   | 10-pole           |
|   | Connecting sleeve |
|   | Fixing screw      |
|   | Fuse cartridges   |

| Type           | Current [A] | Qty. | Order No.  |
|----------------|-------------|------|------------|
| QL 2 SAKG32+70 | 150         | 5    | 0194000000 |
| QL 3 SAKG32+70 | 150         | 5    | 0441500000 |
| QL 4 SAKG32+70 | 150         | 5    | 0441600000 |

| Cross-connection saddle |                         |
|-------------------------|-------------------------|
|                         | Cross-connection saddle |
|                         | Connecting sleeve       |
|                         | Fixing screw            |

| Socket / Test plug |           |
|--------------------|-----------|
|                    | Socket    |
|                    | Test plug |

| End plate |                           |
|-----------|---------------------------|
|           | dark brown                |
|           | for tropical applications |

| Width [mm]              |   |    |            |
|-------------------------|---|----|------------|
| EP 2 SAKG46/35 HP/DBR   | 2 | 10 | 0180700000 |
| EP 2 SAKG46/35 HP/TF/GE | 2 | 10 | 0180800000 |

| Partition / Partition disc |                           |
|----------------------------|---------------------------|
|                            | dark brown                |
|                            | for tropical applications |
|                            | Partition disc            |

| Width [mm]           |   |    |            |
|----------------------|---|----|------------|
| TW SAKG46 HP/DBR/2   | 2 | 10 | 0177100000 |
| TW SAKG46 HP/TF/GE/2 | 2 | 10 | 0179900000 |

| Cover / fixing screw (plastic) |                        |
|--------------------------------|------------------------|
|                                | Cover                  |
|                                | Fixing screw (plastic) |

|              |   |            |
|--------------|---|------------|
| AH 32 SAKG32 | 5 | 0326760000 |
|--------------|---|------------|

## Marking systems

DEK 5

Detailed information on all versions in chapter accessories.



# Special terminal - SAKG

TS 35 / KRG

SAKG 32 II

50 mm<sup>2</sup>

SAKG 32 II G

50 mm<sup>2</sup>

When using ATEX certified components in hazardous area applications the installation instructions and the rated data for accessories in the technical appendix must be considered.

|  |                   |
|--|-------------------|
| <b>Width/Length/Height with TS35x7.5</b> | mm                |
| Max. current / max. cond. cross-section  | A/mm <sup>2</sup> |
| Max. clamping range                      | mm <sup>2</sup>   |

|                     |  |
|---------------------|--|
| <b>32 x 80 x 53</b> |  |
| <b>192 / 70</b>     |  |
| <b>10 ... 70</b>    |  |

|                     |  |
|---------------------|--|
| <b>32 x 80 x 53</b> |  |
| <b>192 / 70</b>     |  |
| <b>10 ... 70</b>    |  |

## Technical data

| Rated data  |                 |
|---|-----------------|
| Rated voltage   | V               |
| Rated current   | A               |
| Rated cross-section                                     | mm <sup>2</sup> |
| Rated impulse voltage / Pollution severity              | kV/-            |
| Plug gauge IEC 60-947-1 / flammability class acc. UL 94 |                 |
| Approvals   |                 |

IEC 60947-7-1

| IEC  | UL          | CSA         | EN 50019 |
|------|-------------|-------------|----------|
| 1000 | 600         | 600         |          |
| 150  | 200         | 170         |          |
| 50   | AWG 6...3/0 | AWG 1...2/0 |          |
|      |             | 8 / 3       |          |
|      |             | / 5VA       |          |

IEC 60947-7-1

| IEC  | UL          | CSA         | EN 50019 |
|------|-------------|-------------|----------|
| 1000 | 600         | 600         |          |
| 150  | 200         | 170         |          |
| 50   | AWG 6...3/0 | AWG 1...2/0 |          |
|      |             | 8 / 3       |          |
|      |             | / 5VA       |          |

| Clampable conductors (H05V/H07V)         |                 |
|--|-----------------|
| Solid / stranded                         | mm <sup>2</sup> |
| Flexible / flexible w. wire end ferrule  | mm <sup>2</sup> |
| Tightening torque range (clamping screw) | Nm              |
| Stripping length / blade size            | mm / -          |



| Rated connection | Additional connection |
|------------------|-----------------------|
| 6.0...12 (M 8)   |                       |



| Rated connection | Additional connection |
|------------------|-----------------------|
| 6.0...12 (M 8)   |                       |

| 2 clampable conductors of equal cross-section |                 |
|---|-----------------|
| Solid / stranded                              | mm <sup>2</sup> |
| Flexible / flexible w. wire end ferrule       | mm <sup>2</sup> |

| Information |
|-------------|
|             |

## Order data

| Version |
|---------|
| yellow  |
| blue    |

| Type          | Qty. | Order No.  |
|---------------|------|------------|
| SAKG 32/35 II | 10   | 0637320000 |

| Type             | Qty. | Order No.  |
|------------------|------|------------|
| SAKG 32/35 II/GW | 10   | 0637420000 |

| Information |
|-------------|
|             |

## Accessories

| Cross-connection, screwable |                   |
|-----------------------------|-------------------|
|                             | 2-pole            |
|                             | 3-pole            |
|                             | 4-pole            |
|                             | 10-pole           |
|                             | Connecting sleeve |
|                             | Fixing screw      |
|                             | Fuse cartridges   |

| Type           | Current [A] | Qty. | Order No.  |
|----------------|-------------|------|------------|
| QL 2 SAKG32+70 | 150         | 5    | 0194000000 |
| QL 3 SAKG32+70 | 150         | 5    | 0441500000 |
| QL 4 SAKG32+70 | 150         | 5    | 0441600000 |

| Type           | Current [A] | Qty. | Order No.  |
|----------------|-------------|------|------------|
| QL 2 SAKG32+70 | 150         | 5    | 0194000000 |
| QL 3 SAKG32+70 | 150         | 5    | 0441500000 |
| QL 4 SAKG32+70 | 150         | 5    | 0441600000 |

| Cross-connection saddle |                         |
|-------------------------|-------------------------|
|                         | Cross-connection saddle |
|                         | Connecting sleeve       |
|                         | Fixing screw            |

| Socket / Test plug |           |
|--------------------|-----------|
|                    | Socket    |
|                    | Test plug |

| End plate |                           |
|-----------|---------------------------|
|           | dark brown                |
|           | for tropical applications |

| Width [mm]              |   |    |            |
|-------------------------|---|----|------------|
| EP 2 SAKG46/35 HP/DBR   | 2 | 10 | 0180700000 |
| EP 2 SAKG46/35 HP/TF/GE | 2 | 10 | 0180800000 |

| Width [mm]              |   |    |            |
|-------------------------|---|----|------------|
| EP 1 SAKG32/35 HP/DBR   | 2 | 10 | 0180500000 |
| EP 1 SAKG32/35 HP/TF/GE | 2 | 10 | 0180600000 |

| Partition / Partition disc |                           |
|----------------------------|---------------------------|
|                            | dark brown                |
|                            | for tropical applications |
|                            | Partition disc            |

| Width [mm]           |   |    |            |
|----------------------|---|----|------------|
| TW SAKG46 HP/DBR/2   | 2 | 10 | 0177100000 |
| TW SAKG46 HP/TF/GE/2 | 2 | 10 | 0179900000 |

| Width [mm]           |   |    |            |
|----------------------|---|----|------------|
| TW SAKG28 HP/DBR/2   | 2 | 10 | 0151400000 |
| TW SAKG28 HP/TF/GE/2 | 2 | 10 | 0164600000 |

| Cover / fixing screw (plastic) |                        |
|--------------------------------|------------------------|
|                                | Cover                  |
|                                | Fixing screw (plastic) |

|              |   |            |
|--------------|---|------------|
| AH 32 SAKG32 | 5 | 0326760000 |
|--------------|---|------------|

|              |   |            |
|--------------|---|------------|
| AH 32 SAKG32 | 5 | 0326760000 |
|--------------|---|------------|

| Marking systems |       |
|-----------------|-------|
|                 | DEK 5 |

|       |  |  |
|-------|--|--|
| DEK 5 |  |  |
|-------|--|--|

|       |  |  |
|-------|--|--|
| DEK 5 |  |  |
|-------|--|--|

Detailed information on all versions in chapter accessories.




# Special terminal - SAKG

## SAKG 40 I

95 mm<sup>2</sup>



40 x 94 x 84.5  
232 / 95  
10 ... 95



IEC 60947-7-1

| IEC       | UL     | CSA           | EN 50019 |
|-----------|--------|---------------|----------|
| 1000      | 600    | 600           |          |
| 232       | 195    | 250           |          |
| 95        | ...4/0 | AWG 2/0...4/0 |          |
| 8 / 3     |        |               |          |
| B12 / 5VA |        |               |          |



| Rated connection  | Additional connection |
|-------------------|-----------------------|
| 10...16 / 10...95 |                       |
| 10...95 / 10...35 |                       |
| 10...20 (M 10)    |                       |
| 25                |                       |

| Type         | Qty. | Order No.  |
|--------------|------|------------|
| SAKG 40/35 I | 5    | 0637520000 |

| Type           | Current [A] | Qty. | Order No.  |
|----------------|-------------|------|------------|
| QL 2 SAKG40/35 | 232         | 5    | 0211400000 |
| QL 3 SAKG40/35 | 232         | 5    | 0444900000 |
| QL 4 SAKG40/35 | 232         | 5    | 0445000000 |

| Width [mm]              |   |    |            |
|-------------------------|---|----|------------|
| EP 2 SAKG46/35 HP/DBR   | 2 | 10 | 0180700000 |
| EP 2 SAKG46/35 HP/TF/GE | 2 | 10 | 0180800000 |

| Width [mm]           |   |    |            |
|----------------------|---|----|------------|
| TW SAKG46 HP/DBR/2   | 2 | 10 | 0177100000 |
| TW SAKG46 HP/TF/GE/2 | 2 | 10 | 0179900000 |

|              |   |            |
|--------------|---|------------|
| AH 40 SAKG40 | 5 | 0326860000 |
|--------------|---|------------|


DEK 5

## SAKG 40 II

95 mm<sup>2</sup>



40 x 90 x 53  
232 / 95  
10 ... 95



IEC 60947-7-1

| IEC   | UL     | CSA           | EN 50019 |
|-------|--------|---------------|----------|
| 1000  | 600    | 600           |          |
| 232   | 230    | 250           |          |
| 95    | ...4/0 | AWG 2/0...4/0 |          |
| 8 / 3 |        |               |          |
| / 5VA |        |               |          |



| Rated connection | Additional connection |
|------------------|-----------------------|
| ...16 / 10...95  |                       |
| 10...95          |                       |
| 10...20 (M 10)   |                       |

| Type          | Qty. | Order No.  |
|---------------|------|------------|
| SAKG 40/35 II | 5    | 0637720000 |

| Type           | Current [A] | Qty. | Order No.  |
|----------------|-------------|------|------------|
| QL 2 SAKG40/35 | 232         | 5    | 0211400000 |
| QL 3 SAKG40/35 | 232         | 5    | 0444900000 |
| QL 4 SAKG40/35 | 232         | 5    | 0445000000 |

| Width [mm]              |   |    |            |
|-------------------------|---|----|------------|
| EP 2 SAKG46/35 HP/DBR   | 2 | 10 | 0180700000 |
| EP 2 SAKG46/35 HP/TF/GE | 2 | 10 | 0180800000 |


| Width [mm]           |   |    |            |
|----------------------|---|----|------------|
| TW SAKG46 HP/DBR/2   | 2 | 10 | 0177100000 |
| TW SAKG46 HP/TF/GE/2 | 2 | 10 | 0179900000 |

|              |   |            |
|--------------|---|------------|
| AH 40 SAKG40 | 5 | 0326860000 |
|--------------|---|------------|


DEK 5

## SAKG 40 II GW

95 mm<sup>2</sup>



40 x 90 x 53  
232 / 95  
10 ... 95



IEC 60947-7-1

| IEC   | UL     | CSA           | EN 50019 |
|-------|--------|---------------|----------|
| 1000  | 600    | 600           |          |
| 232   | 230    | 250           |          |
| 95    | ...4/0 | AWG 2/0...4/0 |          |
| 8 / 3 |        |               |          |
| / 5VA |        |               |          |



| Rated connection | Additional connection |
|------------------|-----------------------|
| ...16 / 10...95  |                       |
| 10...95          |                       |
| 10...20 (M 10)   |                       |

| Type             | Qty. | Order No.  |
|------------------|------|------------|
| SAKG 40/35 II/GW | 5    | 0637820000 |

| Type           | Current [A] | Qty. | Order No.  |
|----------------|-------------|------|------------|
| QL 2 SAKG40/35 | 232         | 5    | 0211400000 |
| QL 3 SAKG40/35 | 232         | 5    | 0444900000 |
| QL 4 SAKG40/35 | 232         | 5    | 0445000000 |

| Width [mm]              |   |    |            |
|-------------------------|---|----|------------|
| EP 2 SAKG46/35 HP/DBR   | 2 | 10 | 0180700000 |
| EP 2 SAKG46/35 HP/TF/GE | 2 | 10 | 0180800000 |

| Width [mm]           |   |    |            |
|----------------------|---|----|------------|
| TW SAKG46 HP/DBR/2   | 2 | 10 | 0177100000 |
| TW SAKG46 HP/TF/GE/2 | 2 | 10 | 0179900000 |

|              |   |            |
|--------------|---|------------|
| AH 40 SAKG40 | 5 | 0326860000 |
|--------------|---|------------|

DEK 5




# Special terminal - SAKG

## SAKG 46 II GW

150 mm<sup>2</sup>



46 x 106 x 57  
309 / 150  
16 ... 150



IEC 60947-7-1

| IEC  | UL            | CSA       | EN 50019 |
|------|---------------|-----------|----------|
| 1000 | 600           | 600       |          |
| 309  | 285           | 365       |          |
| 150  | AWG 4/0...300 | kcmil 300 |          |
|      | 8 / 3         |           |          |
|      | / 5VA         |           |          |




| Rated connection   | Additional connection |
|--------------------|-----------------------|
| 10...16 / 10...150 |                       |
| 10...150           |                       |
| 14...31 (M 12)     |                       |

## SAKG 54 II

240 mm<sup>2</sup>



54 x 122 x 60,5  
415 / 240  
70 ... 240



IEC 60947-7-1


| IEC  | UL     | CSA             | EN 50019 |
|------|--------|-----------------|----------|
| 1000 | 600    | 600             |          |
| 415  | 380    | 600             |          |
| 240  | ...500 | kcmil 300...500 |          |
|      | 8 / 3  |                 |          |
|      | / 5VA  |                 |          |




| Rated connection | Additional connection |
|------------------|-----------------------|
| 25...60 (M 16)   |                       |

## SAKG 54 II GW

240 mm<sup>2</sup>



54 x 122 x 60,5  
415 / 240  
70 ... 240



IEC 60947-7-1

| IEC  | UL     | CSA             | EN 50019 |
|------|--------|-----------------|----------|
| 1000 | 600    | 600             |          |
| 415  | 380    | 600             |          |
| 240  | ...500 | kcmil 300...500 |          |
|      | 8 / 3  |                 |          |
|      | / 5VA  |                 |          |



| Rated connection | Additional connection |
|------------------|-----------------------|
| 25...60 (M 16)   |                       |

| Type             | Qty. | Order No.  |
|------------------|------|------------|
| SAKG 46/35 II/GW | 5    | 0638020000 |

| Type          | Qty. | Order No.  |
|---------------|------|------------|
| SAKG 54/35 II | 5    | 0638120000 |

| Type             | Qty. | Order No.  |
|------------------|------|------------|
| SAKG 54/35 II/GW | 5    | 0638220000 |

| Type        | Current [A] | Qty. | Order No.  |
|-------------|-------------|------|------------|
| QL 2 SAKG46 | 309         | 5    | 0247000000 |
| QL 3 SAKG46 | 309         | 5    | 0444400000 |
| QL 4 SAKG46 | 309         | 5    | 0444500000 |

| Type        | Current [A] | Qty. | Order No.  |
|-------------|-------------|------|------------|
| QL 2 SAKG54 | 415         | 5    | 0264400000 |
| QL 3 SAKG54 | 415         | 5    | 0408000000 |
| QL 4 SAKG54 | 415         | 5    | 0247400000 |

| Type        | Current [A] | Qty. | Order No.  |
|-------------|-------------|------|------------|
| QL 2 SAKG54 | 415         | 5    | 0264400000 |
| QL 3 SAKG54 | 415         | 5    | 0408000000 |
| QL 4 SAKG54 | 415         | 5    | 0247400000 |

| Width [mm]              |   |    |            |
|-------------------------|---|----|------------|
| EP 2 SAKG46/35 HP/DBR   | 2 | 10 | 0180700000 |
| EP 2 SAKG46/35 HP/TF/GE | 2 | 10 | 0180800000 |

| Width [mm]              |   |    |            |
|-------------------------|---|----|------------|
| EP 2 SAKG46/35 HP/DBR   | 2 | 10 | 0180700000 |
| EP 2 SAKG46/35 HP/TF/GE | 2 | 10 | 0180800000 |

| Width [mm]              |   |    |            |
|-------------------------|---|----|------------|
| EP 2 SAKG46/35 HP/DBR   | 2 | 10 | 0180700000 |
| EP 2 SAKG46/35 HP/TF/GE | 2 | 10 | 0180800000 |

| Width [mm]           |   |    |            |
|----------------------|---|----|------------|
| TW SAKG46 HP/DBR/2   | 2 | 10 | 0177100000 |
| TW SAKG46 HP/TF/GE/2 | 2 | 10 | 0179900000 |

| Width [mm]           |   |    |            |
|----------------------|---|----|------------|
| TW SAKG46 HP/DBR/2   | 2 | 10 | 0177100000 |
| TW SAKG46 HP/TF/GE/2 | 2 | 10 | 0179900000 |

| Width [mm]           |   |    |            |
|----------------------|---|----|------------|
| TW SAKG46 HP/DBR/2   | 2 | 10 | 0177100000 |
| TW SAKG46 HP/TF/GE/2 | 2 | 10 | 0179900000 |

|              |   |            |
|--------------|---|------------|
| AH 46 SAKG46 | 5 | 0326960000 |
|--------------|---|------------|

|       |  |  |
|-------|--|--|
| DEK 5 |  |  |
|-------|--|--|

|       |  |  |
|-------|--|--|
| DEK 5 |  |  |
|-------|--|--|

DEK 5

DEK 5

DEK 5

# Stud Terminal - KST

TS 35 / PA

KST 5/35

10 mm<sup>2</sup>

KST 6/35

16 mm<sup>2</sup>

TS 35 / PA

A

When using ATEX certified components in hazardous area applications the installation instructions and the rated data for accessories in the technical appendix must be considered.

|  |                   |
|--|-------------------|
| <b>Width/Length/Height with TS35x7.5</b> | mm                |
| Max. current / max. cond. cross-section  | A/mm <sup>2</sup> |
| Max. clamping range                      | mm <sup>2</sup>   |

|                         |  |
|-------------------------|--|
| <b>24 x 62.5 x 49.5</b> |  |
| <b>57 / 10</b>          |  |

|                         |  |
|-------------------------|--|
| <b>24 x 62.5 x 54,5</b> |  |
| <b>76 / 16</b>          |  |



## Technical data

| Rated data w. partition, Wemid                          |                 |
|---|-----------------|
| Rated voltage   | V               |
| Rated current   | A               |
| Rated cross-section                                     | mm <sup>2</sup> |
| Rated impulse voltage / Pollution severity              | kV/-            |
| Plug gauge IEC 60-947-1 / flammability class acc. UL 94 |                 |
| Approvals   |                 |

| IEC  | UL         | CSA       | EN 50019 |
|------|------------|-----------|----------|
| 1000 | 600        | 600       |          |
| 57   | 50         | 65        |          |
| 10   | AWG 12...6 | AWG 8...2 |          |
|      |            | 8 / 3     |          |
|      |            | / V2      |          |

| IEC  | UL         | CSA        | EN 50019 |
|------|------------|------------|----------|
| 1000 | 600        | 600        |          |
| 76   | 65         | 80         |          |
| 16   | AWG 12...6 | AWG 12...6 |          |
|      |            | 8 / 3      |          |
|      |            | / V2       |          |

| Rated data w. partition, Epoxy resin  |      |
|---------------------------------------|------|
| Rated voltage / Rated impulse voltage | V/kV |

|                 |  |
|-----------------|--|
| <b>EN 50124</b> |  |
|-----------------|--|

|                 |  |
|-----------------|--|
| <b>EN 50124</b> |  |
|-----------------|--|

| Clamped cable lug                |                 |
|----------------------------------|-----------------|
| DIN 46234 / 1 cable lug per side | mm <sup>2</sup> |
| DIN 46234 / 2 cable lug per side | mm <sup>2</sup> |
| DIN 46234 / 1 cable lug per side | mm <sup>2</sup> |
| DIN 46234 / 2 cable lug per side | mm <sup>2</sup> |
| Tightening torque range          | Nm              |

|           |  |
|-----------|--|
| 2.0...4.0 |  |
|-----------|--|

|           |  |
|-----------|--|
| 3.0...6.0 |  |
|-----------|--|

|                    |  |
|--------------------|--|
| <b>Information</b> |  |
|--------------------|--|

|  |  |
|--|--|
|  |  |
|--|--|

|  |  |
|--|--|
|  |  |
|--|--|

## Order data

| Version        |  |
|----------------|--|
| TS 35 x 7.5    |  |
| TS 35 x 15/2.3 |  |

| Type           | Height | Qty. | Order No.         |
|----------------|--------|------|-------------------|
| KST 5/35 M5X18 | 49,5   | 25   | <b>9508230000</b> |
| KST 5/35 M5X18 | 49,5   | 25   | <b>9528300000</b> |

| Type           | Height | Qty. | Order No.         |
|----------------|--------|------|-------------------|
| KST 6/35 M6X22 | 54,5   | 25   | <b>9506940000</b> |
| KST 6/35 M6X22 | 62     | 25   | <b>9528310000</b> |

|                    |  |
|--------------------|--|
| <b>Information</b> |  |
|--------------------|--|

|  |  |
|--|--|
|  |  |
|--|--|

|  |  |
|--|--|
|  |  |
|--|--|

## Accessories

| Cross-connection |  |
|------------------|--|
| 2-pole           |  |
| 3-pole           |  |

| Type      | Current [A] | Qty. | Order No.         |
|-----------|-------------|------|-------------------|
| QL 2 KST6 |             | 5    | <b>9501350000</b> |

| Type      | Current [A] | Qty. | Order No.         |
|-----------|-------------|------|-------------------|
| QL 2 KST6 |             | 5    | <b>9501350000</b> |

| Partition |  |
|-----------|--|
| right     |  |
| left      |  |

| W/L/H TS 35 [mm]        |    |                   |  |
|-------------------------|----|-------------------|--|
| TW KST5-12 RE/NO 160/HM | 10 | <b>1718530000</b> |  |
| TW KST5-12 LI/NO 160/HM | 10 | <b>1752800000</b> |  |

| W/L/H TS 35 [mm]        |    |                   |  |
|-------------------------|----|-------------------|--|
| TW KST5-12 RE/NO 160/HM | 10 | <b>1718530000</b> |  |
| TW KST5-12 LI/NO 160/HM | 10 | <b>1752800000</b> |  |

|                        |  |
|------------------------|--|
| <b>Marking systems</b> |  |
|------------------------|--|

|       |  |
|-------|--|
| DEK 5 |  |
|-------|--|

|       |  |
|-------|--|
| DEK 5 |  |
|-------|--|

For detailed information on other accessories and applications see "Accessories"

# Stud Terminal - KST

**KST 8/35**

**35 mm<sup>2</sup>**

**KST 10/35**



**70 mm<sup>2</sup>**

**KST 12/35**



**95 mm<sup>2</sup>**




**24 x 62.5 x 64,5**  
**125 / 35**



**35 x 62.5 x 74,5**  
**192 / 70**



**34 x 62.5 x 74,5**  
**232 / 95**



| IEC  | UL          | CSA         | EN 50019 |
|------|-------------|-------------|----------|
| 1000 | 600         | 600         |          |
| 125  | 115         | 130         |          |
| 35   | AWG 12... 2 | AWG 12... 2 |          |
|      | 8 / 3       |             |          |
|      | / V2        |             |          |



EN 50124

| IEC  | UL            | CSA           | EN 50019 |
|------|---------------|---------------|----------|
| 1000 | 600           | 600           |          |
| 192  | 175           | 200           |          |
| 70   | AWG 12... 2/0 | AWG 12... 2/0 |          |
|      | 8 / 3         |               |          |
|      | / V2          |               |          |



EN 50124

| IEC  | UL          | CSA | EN 50019 |
|------|-------------|-----|----------|
| 1000 | 600         | 600 |          |
| 232  | 200         | 250 |          |
| 95   | AWG 12... 3 |     |          |
|      | 8 / 3       |     |          |
|      | / V2        |     |          |



EN 50124

6.0...12

10...20

14...31

| Type           | Height | Qty. | Order No.         |
|----------------|--------|------|-------------------|
| KST 8/35 M8X30 | 64,5   | 25   | <b>9506950000</b> |
| KST 8/35 M8X30 | 72     | 25   | <b>9528320000</b> |

| Type             | Height | Qty. | Order No.         |
|------------------|--------|------|-------------------|
| KST 10/35 M10X39 | 74,5   | 20   | <b>9506960000</b> |
| KST 10/35 M10X39 | 82     | 20   | <b>9528330000</b> |

| Type             | Height | Qty. | Order No.         |
|------------------|--------|------|-------------------|
| KST 12/35 M12X37 | 78     | 20   | <b>9506970000</b> |
| KST 12/35 M12X37 | 74,5   | 20   | <b>9528340000</b> |

| Type      | Current [A] | Qty. | Order No.         |
|-----------|-------------|------|-------------------|
| QL 2 KST8 |             | 5    | <b>9501360000</b> |

| Type       | Current [A] | Qty. | Order No.         |
|------------|-------------|------|-------------------|
| QL 2 KST10 |             | 5    | <b>9501370000</b> |

| Type       | Current [A] | Qty. | Order No.         |
|------------|-------------|------|-------------------|
| QL 2 KST12 |             | 5    | <b>9501380000</b> |

| W/L/H TS 35 [mm]        |    |  |                   |
|-------------------------|----|--|-------------------|
| TW KST5-12 RE/NO 160/HM | 10 |  | <b>1718530000</b> |
| TW KST5-12 LI/NO 160/HM | 10 |  | <b>1752800000</b> |

| W/L/H TS 35 [mm]        |    |  |                   |
|-------------------------|----|--|-------------------|
| TW KST5-12 RE/NO 160/HM | 10 |  | <b>1718530000</b> |
| TW KST5-12 LI/NO 160/HM | 10 |  | <b>1752800000</b> |

| W/L/H TS 35 [mm]        |    |  |                   |
|-------------------------|----|--|-------------------|
| TW KST5-12 RE/NO 160/HM | 10 |  | <b>1718530000</b> |
| TW KST5-12 LI/NO 160/HM | 10 |  | <b>1752800000</b> |

DEK 5

DEK 5

DEK 5

# Modular terminals with electronic components

## With electronic components TS 35 / PA

When using ATEX certified components in hazardous area applications the installation instructions and the rated data for accessories in the technical appendix must be considered.

|  |                   |
|--|-------------------|
| <b>Width/Length/Height with TS35x7.5</b> | mm                |
| Max. current / max. cond. cross-section  | A/mm <sup>2</sup> |
| Max. clamping range                      | mm <sup>2</sup>   |

### Technical data

| Rated data  |                 |
|---|-----------------|
| Rated voltage   | V               |
| Rated current   | A               |
| Rated cross-section                                     | mm <sup>2</sup> |
| Rated impulse voltage / Pollution severity              | kV/-            |
| Plug gauge IEC 60-947-1 / flammability class acc. UL 94 |                 |
| Approvals   |                 |

#### Electronic built-in components

|                                      |            |
|--------------------------------------|------------|
| Diode current / diode voltage        | V / A      |
| voltage LED / current LED / polarity | V / mA / - |
| Resistance / Varistor                | -/V        |

#### Clampable conductors (H05V/H07V)

|  |                 |
|--|-----------------|
| Solid / stranded                         | mm <sup>2</sup> |
| Flexible / flexible w. wire end ferrule  | mm <sup>2</sup> |
| Tightening torque range (clamping screw) | Nm              |
| Stripping length / blade size            | mm / -          |


#### Information

### Order data

| Version                   |           |
|---------------------------|-----------|
| Terminal components       | LED red   |
| see circuit diagram above | LED green |
|                           | Neon lamp |
|                           | Neon lamp |

#### Information

### Accessories

| Cross-connection, screwable   |         |
|---|---------|
|  | 2-pole  |
|   | 3-pole  |
|   | 4-pole  |
|   | 10-pole |

| External cross-connection |        |
|---------------------------|--------|
|                           | 2-pole |
|                           | 3-pole |
|                           | 4-pole |

| End plate |       |
|-----------|-------|
|           | beige |

| Socket |  |
|--------|--|
|        |  |

| Test plug |  |
|-----------|--|
|           |  |

| Connecting sleeve |  |
|-------------------|--|
|                   |  |

| Cross-connection saddle |  |
|-------------------------|--|
|                         |  |

| Fixing screw / Partition disc |  |
|-------------------------------|--|
| Fixing screw                  |  |
| Partition disc                |  |


| Marking systems |  |
|-----------------|--|
|                 |  |

For detailed information on other accessories and applications see "Accessories"

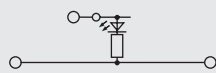
## DK 4 LD/1

4 mm<sup>2</sup>

### DC voltage indicator



|               |
|---------------|
| 6 x 50 x 52.5 |
| 10 / 4        |
| 0.33 ... 4    |



IEC 60947-7-1

| IEC | UL | CSA     | EN 50019 |
|-----|----|---------|----------|
| 24  |    |         |          |
| 10  |    |         |          |
| 4   |    |         |          |
|     |    | 1 / 3   |          |
|     |    | A3 / V2 |          |




#### Rated connection

| Rated connection  | Additional connection |
|-------------------|-----------------------|
| 0.5...4 / 0.5...4 |                       |
| 0.5...4 / 0.5...4 |                       |
| 0.5...1.0 (M3)    |                       |
| 9 / 3.5 x 0.6     |                       |

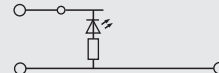
## DK 4 LD/2

4 mm<sup>2</sup>

### DC voltage indicator



|               |
|---------------|
| 6 x 50 x 52.5 |
| 10 / 4        |
| 0.33 ... 4    |



IEC 60947-7-1

| IEC | UL | CSA     | EN 50019 |
|-----|----|---------|----------|
| 24  |    |         |          |
| 10  |    |         |          |
| 4   |    |         |          |
|     |    | 1 / 3   |          |
|     |    | A3 / V2 |          |



#### Rated connection

| Rated connection  | Additional connection |
|-------------------|-----------------------|
| 0.5...4 / 0.5...4 |                       |
| 0.5...4 / 0.5...4 |                       |
| 0.5...1.0 (M3)    |                       |
| 9 / 3.5 x 0.6     |                       |




# Modular terminals with electronic components

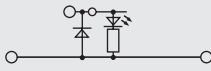
## DK 4 LD/3

4 mm<sup>2</sup>

DC voltage indicator



6 x 50 x 52.5  
10 / 4  
0.33 ... 4



IEC 60947-7-1

| IEC    | UL      | CSA | EN 50019 |
|--------|---------|-----|----------|
| 24     |         |     |          |
| 10     |         |     |          |
| 4      |         |     |          |
|        | 1 / 3   |     |          |
|        | A3 / V2 |     |          |
| Ⓢ      |         |     |          |
| 24 / 5 |         |     |          |

Rated connection


Additional connection

0.5...4 / 0.5...4  
0.5...4 / 0.5...4  
0.5...1.0 (M3)  
9 / 3.5 x 0.6

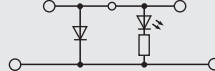
## DK 4 LD/4

4 mm<sup>2</sup>

DC voltage indicator



6 x 50 x 52.5  
10 / 4  
0.33 ... 4



IEC 60947-7-1

| IEC    | UL      | CSA | EN 50019 |
|--------|---------|-----|----------|
| 24     |         |     |          |
| 10     |         |     |          |
| 4      |         |     |          |
|        | 1 / 3   |     |          |
|        | A3 / V2 |     |          |
| Ⓢ      |         |     |          |
| 24 / 5 |         |     |          |

Rated connection


Additional connection

0.5...4 / 0.5...4  
0.5...4 / 0.5...4  
0.5...1.0 (M3)  
9 / 3.5 x 0.6

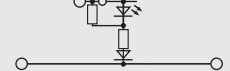
## DK 4 LD/5

4 mm<sup>2</sup>

AC voltage indicator



6 x 50 x 52.5  
10 / 4  
0.33 ... 4



IEC 60947-7-1

| IEC    | UL      | CSA | EN 50019 |
|--------|---------|-----|----------|
| 24     |         |     |          |
| 10     |         |     |          |
| 4      |         |     |          |
|        | 1 / 3   |     |          |
|        | A3 / V2 |     |          |
| Ⓢ      |         |     |          |
| 24 / 5 |         |     |          |

Rated connection

Additional connection

0.5...4 / 0.5...4  
0.5...4 / 0.5...4  
0.5...1.0 (M3)  
9 / 3.5 x 0.6

| Type                 | Voltage | Qty. | Order No.  |
|----------------------|---------|------|------------|
| DK 4/35 LD ROT 24VDC | 24 VDC  | 25   | 0210260000 |
| DK 4/35 LD GR 24VDC  | 24 VDC  | 25   | 0210460000 |

| Type                 | Voltage | Qty. | Order No.  |
|----------------------|---------|------|------------|
| DK 4/35 LD ROT 24VDC | 24 VDC  | 25   | 0209860000 |
| DK 4/35 LD GR 24VDC  | 24 VDC  | 25   | 0210060000 |

| Type                    | Voltage | Qty. | Order No.  |
|-------------------------|---------|------|------------|
| DK 4/35 LD 1D ROT 24VAC | 24 VAC  | 25   | 0395960000 |
| DK 4/35 LD 1D 48VAC     | 48 VAC  | 25   | 0396060000 |

| Type     | Current [A] | Qty. | Order No.  |
|----------|-------------|------|------------|
| Q 2 AKZ4 | 32          | 50   | 0336400000 |
| Q 3 AKZ4 | 32          | 50   | 0336500000 |
| Q 4 AKZ4 | 32          | 50   | 0336600000 |

| Type     | Current [A] | Qty. | Order No.  |
|----------|-------------|------|------------|
| Q 2 AKZ4 | 32          | 50   | 0336400000 |
| Q 3 AKZ4 | 32          | 50   | 0336500000 |
| Q 4 AKZ4 | 32          | 50   | 0336600000 |

| Type     | Current [A] | Qty. | Order No.  |
|----------|-------------|------|------------|
| Q 2 AKZ4 | 32          | 50   | 0336400000 |
| Q 3 AKZ4 | 32          | 50   | 0336500000 |
| Q 4 AKZ4 | 32          | 50   | 0336600000 |

| Current [A]    |    |    |            |
|----------------|----|----|------------|
| QB 2 WI RA6 IS | 27 | 50 | 0482700000 |
| QB 3 WI RA6 IS | 27 | 50 | 0482800000 |
| QB 4 WI RA6 IS | 27 | 50 | 0482900000 |

| Current [A]    |    |    |            |
|----------------|----|----|------------|
| QB 2 WI RA6 IS | 27 | 50 | 0482700000 |
| QB 3 WI RA6 IS | 27 | 50 | 0482800000 |
| QB 4 WI RA6 IS | 27 | 50 | 0482900000 |

| Current [A]    |    |    |            |
|----------------|----|----|------------|
| QB 2 WI RA6 IS | 27 | 50 | 0482700000 |
| QB 3 WI RA6 IS | 27 | 50 | 0482800000 |
| QB 4 WI RA6 IS | 27 | 50 | 0482900000 |

|        |    |            |
|--------|----|------------|
| AP DK4 | 20 | 0359260000 |
|--------|----|------------|

|        |    |            |
|--------|----|------------|
| AP DK4 | 20 | 0359260000 |
|--------|----|------------|

|        |    |            |
|--------|----|------------|
| AP DK4 | 20 | 0359260000 |
|--------|----|------------|

|                         |    |            |
|-------------------------|----|------------|
| STB 8.5/D4/2.3/M2.5 AKZ | 50 | 0215700000 |
|-------------------------|----|------------|

|                         |    |            |
|-------------------------|----|------------|
| STB 8.5/D4/2.3/M2.5 AKZ | 50 | 0215700000 |
|-------------------------|----|------------|

|                         |    |            |
|-------------------------|----|------------|
| STB 8.5/D4/2.3/M2.5 AKZ | 50 | 0215700000 |
|-------------------------|----|------------|

|           |    |            |
|-----------|----|------------|
| PS 2.3 RT | 20 | 0180400000 |
|-----------|----|------------|

|           |    |            |
|-----------|----|------------|
| PS 2.3 RT | 20 | 0180400000 |
|-----------|----|------------|

|           |    |            |
|-----------|----|------------|
| PS 2.3 RT | 20 | 0180400000 |
|-----------|----|------------|

|                  |    |            |
|------------------|----|------------|
| VH 10/4/2.8 AKZ4 | 50 | 0446600000 |
|------------------|----|------------|

|                  |    |            |
|------------------|----|------------|
| VH 10/4/2.8 AKZ4 | 50 | 0446600000 |
|------------------|----|------------|

|                  |    |            |
|------------------|----|------------|
| VH 10/4/2.8 AKZ4 | 50 | 0446600000 |
|------------------|----|------------|

|               |    |            |
|---------------|----|------------|
| VL 2 AKZ4/DK4 | 50 | 0446700000 |
|---------------|----|------------|

|               |    |            |
|---------------|----|------------|
| VL 2 AKZ4/DK4 | 50 | 0446700000 |
|---------------|----|------------|

|               |    |            |
|---------------|----|------------|
| VL 2 AKZ4/DK4 | 50 | 0446700000 |
|---------------|----|------------|

|                       |     |            |
|-----------------------|-----|------------|
| BFSC M2.5X14 SAKD2.5N | 100 | 0266800000 |
|-----------------------|-----|------------|

|                       |     |            |
|-----------------------|-----|------------|
| BFSC M2.5X14 SAKD2.5N | 100 | 0266800000 |
|-----------------------|-----|------------|

|                       |     |            |
|-----------------------|-----|------------|
| BFSC M2.5X14 SAKD2.5N | 100 | 0266800000 |
|-----------------------|-----|------------|

|             |     |            |
|-------------|-----|------------|
| TSCH 4 AKZ4 | 100 | 0363360000 |
|-------------|-----|------------|

|             |     |            |
|-------------|-----|------------|
| TSCH 4 AKZ4 | 100 | 0363360000 |
|-------------|-----|------------|

|             |     |            |
|-------------|-----|------------|
| TSCH 4 AKZ4 | 100 | 0363360000 |
|-------------|-----|------------|

|       |  |  |
|-------|--|--|
| DEK 6 |  |  |
|-------|--|--|

|       |  |  |
|-------|--|--|
| DEK 6 |  |  |
|-------|--|--|

|       |  |  |
|-------|--|--|
| DEK 6 |  |  |
|-------|--|--|

# Modular terminals with electronic components

## With electronic components TS 35 / PA

When using ATEX certified components in hazardous area applications the installation instructions and the rated data for accessories in the technical appendix must be considered.

|  |                   |
|--|-------------------|
| <b>Width/Length/Height with TS35x7.5</b> | mm                |
| Max. current / max. cond. cross-section  | A/mm <sup>2</sup> |
| Max. clamping range                      | mm <sup>2</sup>   |

### Technical data

| Rated data  |                 |
|---|-----------------|
| Rated voltage   | V               |
| Rated current   | A               |
| Rated cross-section                                     | mm <sup>2</sup> |
| Rated impulse voltage / Pollution severity              | kV/-            |
| Plug gauge IEC 60-947-1 / flammability class acc. UL 94 |                 |
| Approvals   |                 |

| Electronic built-in components       |            |
|--------------------------------------|------------|
| Diode current / diode voltage        | V / A      |
| voltage LED / current LED / polarity | V / mA / - |
| Resistance / Varistor                | -/V        |

| Clampable conductors (H05V/H07V)         |                 |
|--|-----------------|
| Solid / stranded                         | mm <sup>2</sup> |
| Flexible / flexible w. wire end ferrule  | mm <sup>2</sup> |
| Tightening torque range (clamping screw) | Nm              |
| Stripping length / blade size            | mm / -          |


| Information |
|-------------|
|             |

### Order data

| Version                   |           |
|---------------------------|-----------|
| Terminal components       | LED red   |
| see circuit diagram above | LED green |
|                           | Neon lamp |
|                           | Neon lamp |

| Information |
|-------------|
|             |

### Accessories

| Cross-connection, screwable   |         |
|---|---------|
|  | 2-pole  |
|   | 3-pole  |
|   | 4-pole  |
|   | 10-pole |

| External cross-connection |        |
|---------------------------|--------|
|                           | 2-pole |
|                           | 3-pole |
|                           | 4-pole |

| End plate |       |
|-----------|-------|
|           | beige |

| Socket |
|--------|
|        |

| Test plug |
|-----------|
|           |

| Connecting sleeve |
|-------------------|
|                   |

| Cross-connection saddle |
|-------------------------|
|                         |


| Fixing screw / Partition disc |  |
|-------------------------------|--|
| Fixing screw                  |  |
| Partition disc                |  |

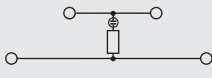
| Marking systems |
|-----------------|
|                 |

For detailed information on other accessories and applications see "Accessories"

## DK 4 GL 4 mm<sup>2</sup>

### AC voltage indicator



|               |  |
|---------------|--|
| 6 x 50 x 52.5 |  |
| 10 / 4        |  |
| 0.33 ... 4    |  |

IEC 60947-7-1

| IEC | UL      | CSA | EN 50019 |
|-----|---------|-----|----------|
| 230 |         |     |          |
| 10  |         |     |          |
| 4   |         |     |          |
|     | 1 / 3   |     |          |
|     | A3 / V2 |     |          |

| Rated connection  | Additional connection |
|-------------------|-----------------------|
| 0.5...4 / 0.5...4 |                       |
| 0.5...4 / 0.5...4 |                       |
| 0.5...1.0 (M3)    |                       |
| 9 / 3.5 x 0.6     |                       |

| Information |
|-------------|
|             |

| Type                   | Voltage | Qty. | Order No.  |
|------------------------|---------|------|------------|
| DK 4/35 GL 330K 230VAC | 230 VAC | 25   | 0663160000 |
| DK 4/35 GL 100K 115VAC | 115 VAC | 25   | 0396260000 |

| Type     | Current [A] | Qty. | Order No.  |
|----------|-------------|------|------------|
| Q 2 AKZ4 | 32          | 50   | 0336400000 |
| Q 3 AKZ4 | 32          | 50   | 0336500000 |
| Q 4 AKZ4 | 32          | 50   | 0336600000 |

|                | Current [A] |    |            |
|----------------|-------------|----|------------|
| QB 2 WI RA6 IS | 27          | 50 | 0482700000 |
| QB 3 WI RA6 IS | 27          | 50 | 0482800000 |
| QB 4 WI RA6 IS | 27          | 50 | 0482900000 |

| AP DK4 | 20 |  | 0359260000 |
|--------|----|--|------------|

| STB 8.5/D4/2.3/M2.5 AKZ | 50 |  | 0215700000 |
|-------------------------|----|--|------------|

| PS 2.3 RT | 20 |  | 0180400000 |
|-----------|----|--|------------|

| VH 10/4/2.8 AKZ4 | 50 |  | 0446600000 |
|------------------|----|--|------------|


| VL 2 AKZ4/DK4 | 50 |  | 0446700000 |
|---------------|----|--|------------|

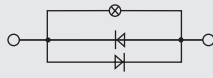
| BFSC M2.5X14 SAKD2.5N | 100 |  | 0266800000 |
|-----------------------|-----|--|------------|
| TSCH 4 AKZ4           | 100 |  | 0363360000 |

| DEK 6 |  |
|-------|--|

## DK 4 GL I 4 mm<sup>2</sup>

### Current indicator



|               |   |
|---------------|---|
| 6 x 50 x 52.5 |  |
| / 4           |   |
| 0.33 ... 4    |   |

| IEC | UL      | CSA | EN 50019 |
|-----|---------|-----|----------|
| 250 |         |     |          |
| 4   |         |     |          |
|     | 1 / 3   |     |          |
|     | A3 / V2 |     |          |

| Rated connection  | Additional connection |
|-------------------|-----------------------|
| 0.5...4 / 0.5...4 |                       |
| 0.5...4 / 0.5...4 |                       |
| 0.5...1.0 (M3)    |                       |
| 9 / 3.5 x 0.6     |                       |

| Information |
|-------------|
|             |

| Type                | Voltage | Qty. | Order No.  |
|---------------------|---------|------|------------|
| DK 4/35 GL 1D 11,0A | 250 VAC | 25   | 1111160000 |

| Type      | Current [A] | Qty. | Order No.  |
|-----------|-------------|------|------------|
| Q 2 AKZ4  | 32          | 50   | 0336400000 |
| Q 3 AKZ4  | 32          | 50   | 0336500000 |
| Q 4 AKZ4  | 32          | 50   | 0336600000 |
| Q 10 AKZ4 | 32          | 20   | 0368600000 |

|                | Current [A] |    |            |
|----------------|-------------|----|------------|
| QB 2 WI RA6 IS | 27          | 50 | 0482700000 |
| QB 3 WI RA6 IS | 27          | 50 | 0482800000 |
| QB 4 WI RA6 IS | 27          | 50 | 0482900000 |

| AP DK4 | 20 |  | 0359260000 |
|--------|----|--|------------|

| STB 8.5/D4/2.3/M2.5 AKZ | 50 |  | 0215700000 |
|-------------------------|----|--|------------|

| PS 2.3 RT | 20 |  | 0180400000 |
|-----------|----|--|------------|

| VH 10/4/2.8 AKZ4 | 50 |  | 0446600000 |
|------------------|----|--|------------|

| VL 2 AKZ4/DK4 | 50 |  | 0446700000 |
|---------------|----|--|------------|

| BFSC M2.5X14 SAKD2.5N | 100 |  | 0266800000 |
|-----------------------|-----|--|------------|
| TSCH 4 AKZ4           | 100 |  | 0363360000 |

| DEK 6 |  |
|-------|--|

# Modular terminals with electronic components

## With electronic components TS 35 / PA

When using ATEX certified components in hazardous area applications the installation instructions and the rated data for accessories in the technical appendix must be considered.

|  |                   |
|--|-------------------|
| <b>Width/Length/Height with TS35x7.5</b> | mm                |
| Max. current / max. cond. cross-section  | A/mm <sup>2</sup> |
| Max. clamping range                      | mm <sup>2</sup>   |


### Technical data

| Rated data  |                 |
|---|-----------------|
| Rated voltage   | V               |
| Rated current   | A               |
| Rated cross-section                                     | mm <sup>2</sup> |
| Rated impulse voltage / Pollution severity              | kV/-            |
| Plug gauge IEC 60-947-1 / flammability class acc. UL 94 |                 |
| Approvals   |                 |
| Electronic built-in components                          |                 |
| Diode current / diode voltage                           | V / A           |
| voltage LED / current LED / polarity                    | V / mA / -      |
| Resistance / Varistor                                   | -/V             |
| Clampable conductors (H05V/H07V)                        |                 |
| Solid / stranded  | mm <sup>2</sup> |
| Flexible / flexible w. wire end ferrule                 | mm <sup>2</sup> |
| Tightening torque range (clamping screw)                | Nm              |
| Stripping length / blade size                           | mm / -          |
| Information   |                 |

### Order data

| Version                   |           |
|---------------------------|-----------|
| Terminal components       | LED red   |
| see circuit diagram above | LED green |
|                           | Neon lamp |
|                           | Neon lamp |
| Information               |           |


### Accessories

| Cross-connection, screwable   |       |
|---|-------|
|  | (Q)   |
| 2-pole  |       |
| 3-pole  |       |
| 4-pole  |       |
| 10-pole   |       |
| External cross-connection   |       |
| 2-pole  |       |
| 3-pole  |       |
| 4-pole  |       |
| End plate   |       |
|   | beige |
| Socket  |       |
| Test plug   |       |
| Connecting sleeve   |       |
| Cross-connection saddle   |       |
| Fixing screw / Partition disc   |       |
| Fixing screw  |       |
| Partition disc  |       |
| Marking systems   |       |
| For detailed information on other accessories and applications see "Accessories"    |       |


## DK 4 D/1

4 mm<sup>2</sup>

Diode terminal, e.g. as protection against polarity reversal



|               |  |
|---------------|--|
| 6 x 50 x 52.5 |  |
| 10 / 4        |  |
| 0.33 ... 4    |  |

| IEC   | UL | CSA                   | EN 50019 |
|---|----|-----------------------|----------|
| 380   |    | 380                   |          |
| 10  |    | 1                     |          |
| 4   |    | AWG 22... 12          |          |
|   |    | / 3                   |          |
|   |    | A3 / V2               |          |
|  |    |                       |          |
| 1000 / 1  |    |                       |          |
| / 1000  |    |                       |          |
| Rated connection  |    | Additional connection |          |
| 0.5...4 / 0.5...4   |    |                       |          |
| 0.5...4 / 0.5...4   |    |                       |          |
| 0.5...0.8 (M3)  |    |                       |          |
| 9 / 3.5 x 0.6   |    |                       |          |
| Information   |    |                       |          |


| Type                | Voltage | Qty. | Order No.  |
|---------------------|---------|------|------------|
| DK 4/35 1D GET.SCH. | 380 V   | 25   | 0396360000 |
| Information         |         |      |            |

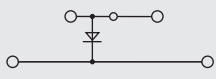
| Type                    | Current [A] | Qty. | Order No.  |
|-------------------------|-------------|------|------------|
| Q 2 AKZ4                | 32          | 50   | 0336400000 |
| Q 3 AKZ4                | 32          | 50   | 0336500000 |
| Q 4 AKZ4                | 32          | 50   | 0336600000 |
| Current [A]             |             |      |            |
| QB 2 WI RA6 IS          | 27          | 50   | 0482700000 |
| QB 3 WI RA6 IS          | 27          | 50   | 0482800000 |
| QB 4 WI RA6 IS          | 27          | 50   | 0482900000 |
| AP DK4                  |             | 20   | 0359260000 |
| STB 8.5/D4/2.3/M2.5 AKZ |             | 50   | 0215700000 |
| PS 2.3 RT               |             | 20   | 0180400000 |
| VH 10/4/2.8 AKZ4        |             | 50   | 0446600000 |
| VL 2 AKZ4/DK4           |             | 50   | 0446700000 |
| BFSC M2.5X14 SAKD2.5N   |             | 100  | 0266800000 |
| TSCH 4 AKZ4             |             | 100  | 0363360000 |
| DEK 6                   |             |      |            |
| Information             |             |      |            |


## DK 4 D/2

4 mm<sup>2</sup>

suppressor circuit for relay and magnetic valve (DC)



|               |   |
|---------------|---|
| 6 x 50 x 52.5 |  |
| 10 / 4        |   |
| 0.33 ... 4    |   |

| IEC   | UL | CSA                   | EN 50019 |
|---|----|-----------------------|----------|
| 380   |    | 380                   |          |
| 10  |    | 1                     |          |
| 4   |    | AWG 22... 12          |          |
|   |    | / 3                   |          |
|   |    | A3 / V2               |          |
|  |    |                       |          |
| 1000 / 1  |    |                       |          |
| / 1000  |    |                       |          |
| Rated connection  |    | Additional connection |          |
| 0.5...4 / 0.5...4   |    |                       |          |
| 0.5...4 / 0.5...4   |    |                       |          |
| 0.5...0.8 (M3)  |    |                       |          |
| 9 / 3.5 x 0.6   |    |                       |          |
| Information   |    |                       |          |

| Type          | Voltage | Qty. | Order No.  |
|---------------|---------|------|------------|
| DK 4/35 1D A1 | 380 V   | 25   | 0538960000 |
| DK 4/35 1D A1 | 380 V   | 25   | 0538980000 |
| Information   |         |      |            |

| Type                    | Current [A] | Qty. | Order No.  |
|-------------------------|-------------|------|------------|
| Q 2 AKZ4                | 32          | 50   | 0336400000 |
| Q 3 AKZ4                | 32          | 50   | 0336500000 |
| Q 4 AKZ4                | 32          | 50   | 0336600000 |
| Current [A]             |             |      |            |
| QB 2 WI RA6 IS          | 27          | 50   | 0482700000 |
| QB 3 WI RA6 IS          | 27          | 50   | 0482800000 |
| QB 4 WI RA6 IS          | 27          | 50   | 0482900000 |
| AP DK4                  |             | 20   | 0359260000 |
| STB 8.5/D4/2.3/M2.5 AKZ |             | 50   | 0215700000 |
| PS 2.3 RT               |             | 20   | 0180400000 |
| VH 10/4/2.8 AKZ4        |             | 50   | 0446600000 |
| VL 2 AKZ4/DK4           |             | 50   | 0446700000 |
| BFSC M2.5X14 SAKD2.5N   |             | 100  | 0266800000 |
| TSCH 4 AKZ4             |             | 100  | 0363360000 |
| DEK 6                   |             |      |            |
| Information             |             |      |            |

# Modular terminals with electronic components

## With electronic components TS 35 / PA

When using ATEX certified components in hazardous area applications the installation instructions and the rated data for accessories in the technical appendix must be considered.

|  |                   |
|--|-------------------|
| <b>Width/Length/Height with TS35x7.5</b> | mm                |
| Max. current / max. cond. cross-section  | A/mm <sup>2</sup> |
| Max. clamping range                      | mm <sup>2</sup>   |


### Technical data

| Rated data  |                 |
|---|-----------------|
| Rated voltage   | V               |
| Rated current   | A               |
| Rated cross-section                                     | mm <sup>2</sup> |
| Rated impulse voltage / Pollution severity              | kV/-            |
| Plug gauge IEC 60-947-1 / flammability class acc. UL 94 |                 |
| Approvals   |                 |
| Electronic built-in components                          |                 |
| Diode current / diode voltage                           | V / A           |
| voltage LED / current LED / polarity                    | V / mA / -      |
| Resistance / Varistor                                   | -/V             |
| Clampable conductors (H05V/H07V)                        |                 |
| Solid / stranded  | mm <sup>2</sup> |
| Flexible / flexible w. wire end ferrule                 | mm <sup>2</sup> |
| Tightening torque range (clamping screw)                | Nm              |
| Stripping length / blade size                           | mm / -          |
| Information   |                 |

### Order data

| Version                   |           |
|---------------------------|-----------|
| Terminal components       | LED red   |
| see circuit diagram above | LED green |
|                           | Neon lamp |
|                           | Neon lamp |
| Information               |           |


### Accessories

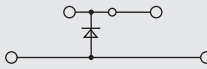
| Cross-connection, screwable   |                |
|---|----------------|
|  | 2-pole         |
|   | 3-pole         |
|   | 4-pole         |
|   | 10-pole        |
| External cross-connection   |                |
|   | 2-pole         |
|   | 3-pole         |
|   | 4-pole         |
| End plate   |                |
|   | beige          |
| Socket  |                |
| Test plug   |                |
| Connecting sleeve   |                |
| Cross-connection saddle   |                |
| Fixing screw / Partition disc   |                |
|   | Fixing screw   |
|   | Partition disc |
| Marking systems   |                |
| For detailed information on other accessories and applications see "Accessories"    |                |


## DK 4 D/3

4 mm<sup>2</sup>

suppressor circuit for relay and magnetic valve (DC)



|               |   |
|---------------|---|
| 6 x 50 x 52.5 |  |
| 10 / 4        |   |
| 0.33 ... 4    |   |

| IEC   | UL | CSA                   | EN 50019 |
|---|----|-----------------------|----------|
| 380   |    |                       |          |
| 10  |    |                       |          |
| 4   |    |                       |          |
|   |    | / 3                   |          |
|   |    | A3 / V2               |          |
|  |    |                       |          |
| 1000 / 1  |    |                       |          |
| / 1000  |    |                       |          |
| Rated connection  |    | Additional connection |          |
| 0.5...4 / 0.5...4   |    |                       |          |
| 0.5...4 / 0.5...4   |    |                       |          |
| 0.5...0.8 (M3)  |    |                       |          |
| 9 / 3.5 x 0.6   |    |                       |          |
| Information   |    |                       |          |


| Type          | Voltage | Qty. | Order No.  |
|---------------|---------|------|------------|
| DK 4/35 1D A2 | 380 V   | 25   | 0538860000 |
| DK 4/35 1D A2 | 380 V   | 25   | 0538880000 |
| Information   |         |      |            |

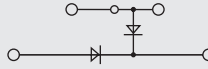
| Type                    | Current [A] | Qty. | Order No.  |
|-------------------------|-------------|------|------------|
| Q 2 AKZ4                | 32          | 50   | 0336400000 |
| Q 3 AKZ4                | 32          | 50   | 0336500000 |
| Q 4 AKZ4                | 32          | 50   | 0336600000 |
| Current [A]             |             |      |            |
| QB 2 WI RA6 IS          | 27          | 50   | 0482700000 |
| QB 3 WI RA6 IS          | 27          | 50   | 0482800000 |
| QB 4 WI RA6 IS          | 27          | 50   | 0482900000 |
| AP DK4                  |             | 20   | 0359260000 |
| STB 8.5/D4/2.3/M2.5 AKZ |             | 50   | 0215700000 |
| PS 2.3 RT               |             | 20   | 0180400000 |
| VH 10/4/2.8 AKZ4        |             | 50   | 0446600000 |
| VL 2 AKZ4/DK4           |             | 50   | 0446700000 |
| BFSC M2.5X14 SAKD2.5N   |             | 100  | 0266800000 |
| TSCH 4 AKZ4             |             | 100  | 0363360000 |
| DEK 6                   |             |      |            |
| Information             |             |      |            |


## DK 4 D/4

4 mm<sup>2</sup>

Diodes terminal for lamp-test-circuits



|               |   |
|---------------|---|
| 6 x 50 x 52.5 |  |
| 10 / 4        |   |
| 0.33 ... 4    |   |

| IEC   | UL | CSA                   | EN 50019 |
|---|----|-----------------------|----------|
| 380   |    |                       |          |
| 10  |    |                       |          |
| 4   |    |                       |          |
|   |    | / 3                   |          |
|   |    | A3 / V2               |          |
|  |    |                       |          |
| 1000 / 1  |    |                       |          |
| / 1000  |    |                       |          |
| Rated connection  |    | Additional connection |          |
| 0.5...4 / 0.5...4   |    |                       |          |
| 0.5...4 / 0.5...4   |    |                       |          |
| 0.5...0.8 (M3)  |    |                       |          |
| 9 / 3.5 x 0.6   |    |                       |          |
| Information   |    |                       |          |

| Type                   | Voltage | Qty. | Order No.  |
|------------------------|---------|------|------------|
| DK 4/35 2D GET.SCH. A1 | 380 V   | 25   | 0396660000 |
| Information            |         |      |            |


| Type                    | Current [A] | Qty. | Order No.  |
|-------------------------|-------------|------|------------|
| Q 2 AKZ4                | 32          | 50   | 0336400000 |
| Q 3 AKZ4                | 32          | 50   | 0336500000 |
| Q 4 AKZ4                | 32          | 50   | 0336600000 |
| Current [A]             |             |      |            |
| QB 2 WI RA6 IS          | 27          | 50   | 0482700000 |
| QB 3 WI RA6 IS          | 27          | 50   | 0482800000 |
| QB 4 WI RA6 IS          | 27          | 50   | 0482900000 |
| AP DK4                  |             | 20   | 0359260000 |
| STB 8.5/D4/2.3/M2.5 AKZ |             | 50   | 0215700000 |
| PS 2.3 RT               |             | 20   | 0180400000 |
| VH 10/4/2.8 AKZ4        |             | 50   | 0446600000 |
| VL 2 AKZ4/DK4           |             | 50   | 0446700000 |
| BFSC M2.5X14 SAKD2.5N   |             | 100  | 0266800000 |
| TSCH 4 AKZ4             |             | 100  | 0363360000 |
| DEK 6                   |             |      |            |
| Information             |             |      |            |

# Modular terminals with electronic components

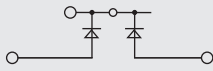
**DK 4 D/5**

**4 mm<sup>2</sup>**

Diodes terminal for lamp-test-circuits



6 x 50 x 52.5  
10 / 4  
0.33 ... 4



| IEC | UL | CSA | EN 50019 |
|-----|----|-----|----------|
| 380 |    |     |          |
| 10  |    |     |          |
| 4   |    |     |          |



1000 / 1

/ 1000

| Rated connection  | Additional connection |
|-------------------|-----------------------|
| 0.5...4 / 0.5...4 |                       |
| 0.5...4 / 0.5...4 |                       |
| 0.5...0.8 (M3)    |                       |
| 9 / 3.5 x 0.6     |                       |

| Type                   | Voltage | Qty. | Order No.  |
|------------------------|---------|------|------------|
| DK 4/35 2D GET.SCH. A2 | 380 V   | 25   | 0396860000 |

| Type     | Current [A] | Qty. | Order No.  |
|----------|-------------|------|------------|
| Q 2 AKZ4 | 32          | 50   | 0336400000 |
| Q 3 AKZ4 | 32          | 50   | 0336500000 |
| Q 4 AKZ4 | 32          | 50   | 0336600000 |

|                | Current [A] | Qty. | Order No.  |
|----------------|-------------|------|------------|
| QB 2 WI RA6 IS | 27          | 50   | 0482700000 |
| QB 3 WI RA6 IS | 27          | 50   | 0482800000 |
| QB 4 WI RA6 IS | 27          | 50   | 0482900000 |

|        |    |            |
|--------|----|------------|
| AP DK4 | 20 | 0359260000 |
|--------|----|------------|

|                         |    |            |
|-------------------------|----|------------|
| STB 8.5/D4/2.3/M2.5 AKZ | 50 | 0215700000 |
|-------------------------|----|------------|

|           |    |            |
|-----------|----|------------|
| PS 2.3 RT | 20 | 0180400000 |
|-----------|----|------------|

|                  |    |            |
|------------------|----|------------|
| VH 10/4/2.8 AKZ4 | 50 | 0446600000 |
|------------------|----|------------|

|               |    |            |
|---------------|----|------------|
| VL 2 AKZ4/DK4 | 50 | 0446700000 |
|---------------|----|------------|

|                       |     |            |
|-----------------------|-----|------------|
| BFSC M2.5X14 SAKD2.5N | 100 | 0266800000 |
|-----------------------|-----|------------|


|             |     |            |
|-------------|-----|------------|
| TSCH 4 AKZ4 | 100 | 0363360000 |
|-------------|-----|------------|

|       |  |  |
|-------|--|--|
| DEK 6 |  |  |
|-------|--|--|

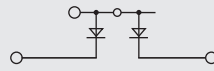
**DK 4 D/6**

**4 mm<sup>2</sup>**

Diodes terminal for lamp-test-circuits



6 x 50 x 52.5  
10 / 4  
0.33 ... 4



| IEC | UL | CSA | EN 50019 |
|-----|----|-----|----------|
| 380 |    |     |          |
| 10  |    |     |          |
| 4   |    |     |          |



1000 / 1

/ 1000

| Rated connection  | Additional connection |
|-------------------|-----------------------|
| 0.5...4 / 0.5...4 |                       |
| 0.5...4 / 0.5...4 |                       |
| 0.5...0.8 (M3)    |                       |
| 9 / 3.5 x 0.6     |                       |

| Type                   | Voltage | Qty. | Order No.  |
|------------------------|---------|------|------------|
| DK 4/35 2D GET.SCH. A1 | 380 V   | 25   | 0396760000 |

| Type     | Current [A] | Qty. | Order No.  |
|----------|-------------|------|------------|
| Q 2 AKZ4 | 32          | 50   | 0336400000 |
| Q 3 AKZ4 | 32          | 50   | 0336500000 |
| Q 4 AKZ4 | 32          | 50   | 0336600000 |

|                | Current [A] | Qty. | Order No.  |
|----------------|-------------|------|------------|
| QB 2 WI RA6 IS | 27          | 50   | 0482700000 |
| QB 3 WI RA6 IS | 27          | 50   | 0482800000 |
| QB 4 WI RA6 IS | 27          | 50   | 0482900000 |

|        |    |            |
|--------|----|------------|
| AP DK4 | 20 | 0359260000 |
|--------|----|------------|

|                         |    |            |
|-------------------------|----|------------|
| STB 8.5/D4/2.3/M2.5 AKZ | 50 | 0215700000 |
|-------------------------|----|------------|

|           |    |            |
|-----------|----|------------|
| PS 2.3 RT | 20 | 0180400000 |
|-----------|----|------------|

|                  |    |            |
|------------------|----|------------|
| VH 10/4/2.8 AKZ4 | 50 | 0446600000 |
|------------------|----|------------|

|               |    |            |
|---------------|----|------------|
| VL 2 AKZ4/DK4 | 50 | 0446700000 |
|---------------|----|------------|

|                       |     |            |
|-----------------------|-----|------------|
| BFSC M2.5X14 SAKD2.5N | 100 | 0266800000 |
|-----------------------|-----|------------|


|             |     |            |
|-------------|-----|------------|
| TSCH 4 AKZ4 | 100 | 0363360000 |
|-------------|-----|------------|

|       |  |  |
|-------|--|--|
| DEK 6 |  |  |
|-------|--|--|

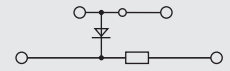
**DK 4 D/7**

**4 mm<sup>2</sup>**

Diodes terminal for lamp-test-circuits with multiplier



6 x 50 x 52.5  
10 / 4  
0.33 ... 4



| IEC | UL | CSA | EN 50019 |
|-----|----|-----|----------|
| 24  |    |     |          |
| 10  |    |     |          |
| 4   |    |     |          |



/ 1

| Rated connection  | Additional connection |
|-------------------|-----------------------|
| 0.5...4 / 0.5...4 |                       |
| 0.5...4 / 0.5...4 |                       |
| 0.5...0.8 (M3)    |                       |
| 9 / 3.5 x 0.6     |                       |

| Type                   | Voltage | Qty. | Order No.  |
|------------------------|---------|------|------------|
| DK 4/35 1D 1K5 GET.SCH | 24 V    | 25   | 0396960000 |

| Type     | Current [A] | Qty. | Order No.  |
|----------|-------------|------|------------|
| Q 2 AKZ4 | 32          | 50   | 0336400000 |
| Q 3 AKZ4 | 32          | 50   | 0336500000 |
| Q 4 AKZ4 | 32          | 50   | 0336600000 |

|                | Current [A] | Qty. | Order No.  |
|----------------|-------------|------|------------|
| QB 2 WI RA6 IS | 27          | 50   | 0482700000 |
| QB 3 WI RA6 IS | 27          | 50   | 0482800000 |
| QB 4 WI RA6 IS | 27          | 50   | 0482900000 |

|        |    |            |
|--------|----|------------|
| AP DK4 | 20 | 0359260000 |
|--------|----|------------|

|                         |    |            |
|-------------------------|----|------------|
| STB 8.5/D4/2.3/M2.5 AKZ | 50 | 0215700000 |
|-------------------------|----|------------|

|           |    |            |
|-----------|----|------------|
| PS 2.3 RT | 20 | 0180400000 |
|-----------|----|------------|

|                  |    |            |
|------------------|----|------------|
| VH 10/4/2.8 AKZ4 | 50 | 0446600000 |
|------------------|----|------------|

|               |    |            |
|---------------|----|------------|
| VL 2 AKZ4/DK4 | 50 | 0446700000 |
|---------------|----|------------|

|                       |     |            |
|-----------------------|-----|------------|
| BFSC M2.5X14 SAKD2.5N | 100 | 0266800000 |
|-----------------------|-----|------------|

|             |     |            |
|-------------|-----|------------|
| TSCH 4 AKZ4 | 100 | 0363360000 |
|-------------|-----|------------|

|       |  |  |
|-------|--|--|
| DEK 6 |  |  |
|-------|--|--|


# Modular terminals with electronic components

## With electronic components TS 35 / PA

**DK 4 D/8**

**4 mm<sup>2</sup>**

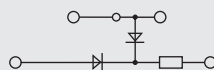
Diodes terminal for lamp-test-circuits with multiplier



When using ATEX certified components in hazardous area applications the installation instructions and the rated data for accessories in the technical appendix must be considered.

|  |                   |
|--|-------------------|
| <b>Width/Length/Height with TS35x7.5</b> | mm                |
| Max. current / max. cond. cross-section  | A/mm <sup>2</sup> |
| Max. clamping range                      | mm <sup>2</sup>   |

|                      |
|----------------------|
| <b>6 x 50 x 52.5</b> |
| <b>10 / 4</b>        |
| <b>0.33 ... 4</b>    |



### Technical data

| Rated data  |                 |
|---|-----------------|
| Rated voltage   | V               |
| Rated current   | A               |
| Rated cross-section                                     | mm <sup>2</sup> |
| Rated impulse voltage / Pollution severity              | kV/-            |
| Plug gauge IEC 60-947-1 / flammability class acc. UL 94 |                 |
| Approvals   |                 |

| Electronic built-in components       |            |
|--------------------------------------|------------|
| Diode current / diode voltage        | V / A      |
| voltage LED / current LED / polarity | V / mA / - |
| Resistance / Varistor                | -/V        |

| Clampable conductors (H05V/H07V)         |                 |
|--|-----------------|
| Solid / stranded                         | mm <sup>2</sup> |
| Flexible / flexible w. wire end ferrule  | mm <sup>2</sup> |
| Tightening torque range (clamping screw) | Nm              |
| Stripping length / blade size            | mm / -          |

### Information

| IEC | UL | CSA     | EN 50019 |
|-----|----|---------|----------|
| 24  |    |         |          |
| 10  |    |         |          |
| 4   |    |         |          |
|     |    | / 3     |          |
|     |    | A3 / V2 |          |

|     |
|-----|
| / 1 |
|-----|

| Rated connection  | Additional connection |
|-------------------|-----------------------|
| 0.5...4 / 0.5...4 |                       |
| 0.5...4 / 0.5...4 |                       |
| 0.5...0.8 (M3)    |                       |
| 9 / 3.5 x 0.6     |                       |


### Order data

| Version                   |           |
|---------------------------|-----------|
| Terminal components       | LED red   |
| see circuit diagram above | LED green |
|                           | Neon lamp |
|                           | Neon lamp |

### Information

| Type           | Voltage | Qty. | Order No.  |
|----------------|---------|------|------------|
| DK 4/35 2D 1K5 | 24 V    | 25   | 0181560000 |

### Accessories

| Cross-connection, screwable   |         |
|---|---------|
|  | 2-pole  |
|   | 3-pole  |
|   | 4-pole  |
| (Q)   | 10-pole |

| External cross-connection |        |
|---------------------------|--------|
|                           | 2-pole |
|                           | 3-pole |
|                           | 4-pole |

| End plate |       |
|-----------|-------|
|           | beige |

### Socket

### Test plug

### Connecting sleeve

### Cross-connection saddle

| Fixing screw / Partition disc |  |
|-------------------------------|--|
| Fixing screw                  |  |
| Partition disc                |  |

### Marking systems

For detailed information on other accessories and applications see "Accessories"

| Type     | Current [A] | Qty. | Order No.  |
|----------|-------------|------|------------|
| Q 2 AKZ4 | 32          | 50   | 0336400000 |
| Q 3 AKZ4 | 32          | 50   | 0336500000 |
| Q 4 AKZ4 | 32          | 50   | 0336600000 |

| Current [A]    |    |    |            |
|----------------|----|----|------------|
| QB 2 WI RA6 IS | 27 | 50 | 0482700000 |
| QB 3 WI RA6 IS | 27 | 50 | 0482800000 |
| QB 4 WI RA6 IS | 27 | 50 | 0482900000 |

|        |    |            |
|--------|----|------------|
| AP DK4 | 20 | 0359260000 |
|--------|----|------------|

|                         |    |            |
|-------------------------|----|------------|
| STB 8.5/D4/2.3/M2.5 AKZ | 50 | 0215700000 |
|-------------------------|----|------------|

|           |    |            |
|-----------|----|------------|
| PS 2.3 RT | 20 | 0180400000 |
|-----------|----|------------|

|                  |    |            |
|------------------|----|------------|
| VH 10/4/2.8 AKZ4 | 50 | 0446600000 |
|------------------|----|------------|

|               |    |            |
|---------------|----|------------|
| VL 2 AKZ4/DK4 | 50 | 0446700000 |
|---------------|----|------------|

|                       |     |            |
|-----------------------|-----|------------|
| BFSC M2.5X14 SAKD2.5N | 100 | 0266800000 |
|-----------------------|-----|------------|

|             |     |            |
|-------------|-----|------------|
| TSCH 4 AKZ4 | 100 | 0363360000 |
|-------------|-----|------------|

|       |  |  |
|-------|--|--|
| DEK 6 |  |  |
|-------|--|--|

# Modular terminals with electronic components

## With electronic components TS 35 / PA

When using ATEX certified components in hazardous area applications the installation instructions and the rated data for accessories in the technical appendix must be considered.

|  |                   |
|--|-------------------|
| <b>Width/Length/Height with TS35x7.5</b> | mm                |
| Max. current / max. cond. cross-section  | A/mm <sup>2</sup> |
| Max. clamping range                      | mm <sup>2</sup>   |

### Technical data

| Rated data  |                 |
|---|-----------------|
| Rated voltage   | V               |
| Rated current   | A               |
| Rated cross-section                                     | mm <sup>2</sup> |
| Rated impulse voltage / Pollution severity              | kV/-            |
| Plug gauge IEC 60-947-1 / flammability class acc. UL 94 |                 |
| Approvals   |                 |

#### Electronic built-in components

|                                      |            |
|--------------------------------------|------------|
| Diode current / diode voltage        | V / A      |
| voltage LED / current LED / polarity | V / mA / - |
| Resistance / Varistor                | -/V        |

#### Clampable conductors (H05V/H07V)

|  |                 |
|--|-----------------|
| Solid / stranded                         | mm <sup>2</sup> |
| Flexible / flexible w. wire end ferrule  | mm <sup>2</sup> |
| Tightening torque range (clamping screw) | Nm              |
| Stripping length / blade size            | mm / -          |

#### Information


### Order data

| Version                   |           |
|---------------------------|-----------|
| Terminal components       | LED red   |
| see circuit diagram above | LED green |
|                           | Neon lamp |
|                           | Neon lamp |

#### Information

### Accessories

#### Cross-connection, screwable

|   |         |           |    |    |            |
|---|---------|-----------|----|----|------------|
|  | 2-pole  | Q 2 AKZ4  | 32 | 50 | 0336400000 |
|   | 3-pole  | Q 3 AKZ4  | 32 | 50 | 0336500000 |
|   | 4-pole  | Q 4 AKZ4  | 32 | 50 | 0336600000 |
| (Q)   | 10-pole | Q 10 AKZ4 | 32 | 20 | 0368600000 |

#### External cross-connection

|  |        |  |  |  |  |
|--|--------|--|--|--|--|
|  | 2-pole |  |  |  |  |
|  | 3-pole |  |  |  |  |
|  | 4-pole |  |  |  |  |

#### End plate

|  |       |        |    |            |
|--|-------|--------|----|------------|
|  | beige | AP DK4 | 20 | 0359260000 |
|--|-------|--------|----|------------|

#### Socket

|  |  |                         |    |            |
|--|--|-------------------------|----|------------|
|  |  | STB 8.5/D4/2.3/M2.5 AKZ | 50 | 0215700000 |
|--|--|-------------------------|----|------------|

#### Test plug

|  |  |           |    |            |
|--|--|-----------|----|------------|
|  |  | PS 2.3 RT | 20 | 0180400000 |
|--|--|-----------|----|------------|

#### Connecting sleeve

|  |  |                  |    |            |
|--|--|------------------|----|------------|
|  |  | VH 10/4/2.8 AKZ4 | 50 | 0446600000 |
|--|--|------------------|----|------------|

#### Cross-connection saddle

|  |  |               |    |            |
|--|--|---------------|----|------------|
|  |  | VL 2 AKZ4/DK4 | 50 | 0446700000 |
|--|--|---------------|----|------------|

#### Fixing screw / Partition disc

|  |                |                       |     |            |
|--|----------------|-----------------------|-----|------------|
|  | Fixing screw   | BFSC M2.5X14 SAKD2.5N | 100 | 0266800000 |
|  | Partition disc |                       |     |            |

#### Marking systems

|  |  |       |  |  |
|--|--|-------|--|--|
|  |  | DEK 6 |  |  |
|--|--|-------|--|--|

For detailed information on other accessories and applications see "Accessories"

## DK 4 RC

4 mm<sup>2</sup>

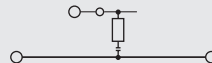
### Terminal with RC



18 x 650 x 52.5

10 / 4

0.33 ... 4



| IEC | UL | CSA | EN 50019 |
|-----|----|-----|----------|
| 250 |    |     |          |
| 10  |    |     |          |
| 4   |    |     |          |

#### Rated connection

0.5...4 / 0.5...4

0.5...4 / 0.5...2.5

0.5...0.8 (M 3)


9 / 3.5 x 0.6

#### Additional connection

## DK 4 PT 100

4 mm<sup>2</sup>

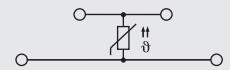
### Diodes terminal for central control systems



6 x 65 x 53.5

10 / 4

0.33 ... 4



| IEC | UL | CSA     | EN 50019 |
|-----|----|---------|----------|
| 10  |    |         |          |
| 4   |    |         |          |
|     |    | / 3     |          |
|     |    | A3 / V2 |          |

#### Rated connection

0.5...4 / 0.5...4

0.5...4 / 0.5...2.5

0.4...0.7 (M 2.5)

6 / 3.5 x 0.6

#### Additional connection

| Type                 | Voltage | Qty. | Order No.  |
|----------------------|---------|------|------------|
| DK 4/35 RC 220R/220N | 230 V   | 5    | 0053160000 |

| Type           | Voltage | Qty. | Order No.  |
|----------------|---------|------|------------|
| DKT 4/35 PT100 |         | 10   | 8014720000 |

| Type     | Current [A] | Qty. | Order No.  |
|----------|-------------|------|------------|
| Q 2 AKZ4 | 32          | 50   | 0336400000 |
| Q 3 AKZ4 | 32          | 50   | 0336500000 |
| Q 4 AKZ4 | 32          | 50   | 0336600000 |

| Type           | Current [A] | Qty. | Order No.  |
|----------------|-------------|------|------------|
| QB 2 WI RA6 IS | 27          | 50   | 0482700000 |
| QB 3 WI RA6 IS | 27          | 50   | 0482800000 |
| QB 4 WI RA6 IS | 27          | 50   | 0482900000 |

| Type   | Current [A] | Qty. | Order No.  |
|--------|-------------|------|------------|
| AP DK4 |             | 20   | 0359260000 |

| Type       | Current [A] | Qty. | Order No.  |
|------------|-------------|------|------------|
| AP DKT4 PA |             | 20   | 0687560000 |

| Type                    | Current [A] | Qty. | Order No.  |
|-------------------------|-------------|------|------------|
| STB 8.5/D4/2.3/M2.5 AKZ |             | 50   | 0215700000 |

| Type      | Current [A] | Qty. | Order No.  |
|-----------|-------------|------|------------|
| PS 2.3 RT |             | 20   | 0180400000 |

| Type             | Current [A] | Qty. | Order No.  |
|------------------|-------------|------|------------|
| VH 10/4/2.8 AKZ4 |             | 50   | 0446600000 |

| Type          | Current [A] | Qty. | Order No.  |
|---------------|-------------|------|------------|
| VL 2 AKZ4/DK4 |             | 50   | 0446700000 |

| Type                  | Current [A] | Qty. | Order No.  |
|-----------------------|-------------|------|------------|
| BFSC M2.5X14 SAKD2.5N |             | 100  | 0266800000 |


| Type        | Current [A] | Qty. | Order No.  |
|-------------|-------------|------|------------|
| TSCH 4 AKZ4 |             | 100  | 0363360000 |

| Type  | Current [A] | Qty. | Order No. |
|-------|-------------|------|-----------|
| DEK 6 |             |      |           |

| Type  | Current [A] | Qty. | Order No. |
|-------|-------------|------|-----------|
| DEK 6 |             |      |           |







|   |      |        |
|---|------|--------|
| <b>Modular feed-through terminal</b>                          |      |        |
| TS 32 / PA  | B.2  | - B.5  |
| TS 32 / KrG   | B.6  | - B.9  |
| <b>Modular 2-tier terminals</b>                               |      |        |
| TS 32 / PA  | B.10 | - B.11 |
| <b>Modular PE terminals</b>                                   |      |        |
| TS 32 / PA  | B.12 | - B.13 |
| TS 32   | B.14 | - B.15 |
| <b>Disconnect terminals</b>                                   |      |        |
| TS 32 / PA  | B.16 | - B.17 |
| TS 32 / KrG   | B.18 | - B.19 |
| <b>Fuse terminals</b>   |      |        |
| TS 32 / PA  | B.20 | - B.21 |
| TS 32 / KrG   | B.22 | - B.25 |
| Fuse inserts and gauge rings<br>for Weidmüller fuse terminals | B.26 | - B.27 |
| <b>Spring Loaded Terminal</b>                                 |      |        |
| TS 32   | B.28 | - B.29 |
| <b>Modular disconnect test terminals</b>                      |      |        |
| TS 32 / KrG   | B.30 | - B.33 |
| <b>Feed-through terminals for thermocouples</b>               |      |        |
| TS 32 / PA  | B.34 | - B.35 |
| <b>Modular terminals with screwless connections</b>           |      |        |
| With puls-on connection                                       |      |        |
| TS 32 / PA  | B.36 | - B.38 |
| With Termi-Point/Wire-Wrap connection                         |      |        |
| TS 32/PA  | B.39 |        |
| With solder connection  |      |        |
| TS 32/PA  | B.40 | - B.43 |
| With puls-on connection                                       |      |        |
| TS 32/KrG   | B.44 | - B.46 |
| With Termi-Point/Wire-Wrap connection                         |      |        |
| TS 32/KrG   | B.47 | - B.48 |
| With solder connection  |      |        |
| TS 32/KrG   | B.49 | - B50  |
| <b>Bolt-type screw terminal - SAKG</b>                        |      |        |
| TS 32 / KRG   | B.52 | - B.59 |
| <b>Stud terminal - KST</b>                                    |      |        |
| TS 32 / PA  | B.60 | - B.61 |
| <b>Modular terminals with electronic components</b>           |      |        |
| TS 32 / PA  | B.62 | - B.70 |

# Modular feed-through terminal

## TS 32 / PA

## SAKD 2.5N

2.5 mm<sup>2</sup>

## SAK 2.5

2.5 mm<sup>2</sup>

TS 32 / PA

B

When using ATEX certified components in hazardous area applications the installation instructions and the rated data for accessories in the technical appendix must be considered.

|   |                   |
|---|-------------------|
| <b>Width/Length/Height with TS32</b>    | mm                |
| Max. current / max. cond. cross-section | A/mm <sup>2</sup> |
| Max. clamping range                     | mm <sup>2</sup>   |

|                        |  |
|------------------------|--|
| <b>5 x 32.5 x 43.5</b> |  |
| <b>30 / 4</b>          |  |
| <b>0.08 ... 4</b>      |  |

|                        |  |
|------------------------|--|
| <b>6 x 36.5 x 46.5</b> |  |
| <b>41 / 6</b>          |  |
| <b>0.13 ... 6</b>      |  |

### Technical data

| Rated data  |                 |
|---|-----------------|
| Rated voltage   | V               |
| Rated current   | A               |
| Rated cross-section   | mm <sup>2</sup> |
| Rated impulse voltage / Pollution severity                        | kV/-            |
| Plug gauge IEC 60-947-1 / flammability class acc. UL 94 Approvals |                 |
| Clampable conductors (H05V/H07V)                                  |                 |
| Solid / stranded  | mm <sup>2</sup> |
| Flexible / flexible w. wire end ferrule                           | mm <sup>2</sup> |
| Tightening torque range (clamping screw)                          | Nm              |
| Stripping length / blade size                                     | mm / -          |
| 2 clampable conductors of equal cross-section                     |                 |
| Solid / stranded  | mm <sup>2</sup> |
| Flexible / flexible w. wire end ferrule                           | mm <sup>2</sup> |
| Information   |                 |

| IEC 60947-7-1                            |             |                       |          |
|--|-------------|-----------------------|----------|
| IEC                                      | UL          | CSA                   | EN 50019 |
| 500                                      | 300         | 300                   |          |
| 24                                       | 20          | 20                    |          |
| 2.5                                      | AWG 28...12 | AWG 22...12           |          |
| 6 / 3                                    |             |                       |          |
| A2 / V2                                  |             |                       |          |
| Rated connection                         |             | Additional connection |          |
| 0.5...4 / 0.5...2.5                      |             |                       |          |
| 0.5...4 / 0.5...2.5                      |             |                       |          |
| 0.4...0.6 (M 2.5)                        |             |                       |          |
| 10 / 3.5 x 0.6                           |             |                       |          |
| Use of twin wire end ferrules on request |             |                       |          |

| IEC 60947-7-1  |             |                       |          | EEx e II |  |
|--|-------------|-----------------------|----------|----------|--|
| IEC  | UL          | CSA                   | EN 50019 | II 2 G D |  |
| 800  | 600         | 600                   | 550      |          |  |
| 24   | 20          | 25                    | 21       |          |  |
| 2.5  | AWG 22...12 | AWG 26...10           | 2.5      |          |  |
| 8 / 3  |             |                       |          | A3 / V2  |  |
| Rated connection   |             | Additional connection |          |          |  |
| 0.5...6 / 0.5...4  |             |                       |          |          |  |
| 0.5...4 / 0.5...4  |             |                       |          |          |  |
| 0.4...0.6 (M 2.5)  |             |                       |          |          |  |
| 10 / 3.5 x 0.6   |             |                       |          |          |  |
| ...1.5   |             |                       |          |          |  |
| The rated voltage is 690 V when using wire end ferrules without end cover or partition plates. |             |                       |          |          |  |

### Order data

| Version     |       |
|-------------|-------|
|             | beige |
|             | blue  |
| Information |       |

| Type         | Qty. | Order No.  |
|--------------|------|------------|
| SAKD 2.5N    | 100  | 0215560000 |
| SAKD 2.5N BL | 100  | 0215580000 |

| Type       | Qty. | Order No.  |
|------------|------|------------|
| SAK 2.5    | 100  | 0279660000 |
| SAK 2.5 BL | 100  | 0279680000 |

### Accessories

| Cross-connection, screwable                                  |                         |
|--|-------------------------|
|  | 2-pole                  |
|  | 3-pole                  |
|  | 4-pole                  |
|  | 10-pole                 |
|  | Connecting sleeve       |
|  | Fixing screw            |
|  | Fuse cartridges         |
| Cross-connection saddle                                      |                         |
|  | Cross-connection saddle |
|  | Connecting sleeve       |
|  | Fixing screw            |
| Socket / Test plug   |                         |
|  | Socket                  |
|  | Test plug               |
| End plate  |                         |
|  | beige                   |
|  | blue                    |
| Partition / Partition disc                                   |                         |
|  | beige                   |
|  | blue                    |
|  | Partition disc          |
| Cover / fixing screw (plastic)                               |                         |
|  | Cover                   |
|  | Fixing screw (plastic)  |
| Marking systems  |                         |
|  | DEK 5                   |
| Detailed information on all versions in chapter accessories. |                         |


| Type             | Current [A] | Qty. | Order No.  |
|------------------|-------------|------|------------|
| Q 2 SAKD2.5N     | 24          | 50   | 0367800000 |
| Q 3 SAKD2.5N     | 24          | 50   | 0367900000 |
| Q 4 SAKD2.5N     | 24          | 50   | 0368000000 |
| Q 10 SAKD2.5N    | 24          | 20   | 0368100000 |
| Width [mm]       |             |      |            |
| AP SAKD2.5N      | 1.5         | 20   | 1509600000 |
| AP SAKD2.5N BL   | 1.5         | 20   | 0150980000 |
| Width [mm]       |             |      |            |
| TW SAKD2.5N      | 1.5         | 20   | 1918600000 |
| TW SAKD2.5N BL   | 1.5         | 20   | 0191880000 |
| TSCH 3 SAKD2.5 N | 5           | 100  | 0366860000 |

| Type             | Current [A] | Qty. | Order No.  |
|------------------|-------------|------|------------|
| Q 2 SAK2.5       | 41          | 50   | 0337000000 |
| Q 3 SAK2.5       | 41          | 50   | 0337100000 |
| Q 4 SAK2.5       | 41          | 50   | 0337200000 |
| Q 10 SAK2.5      | 41          | 20   | 0368700000 |
| Width [mm]       |             |      |            |
| AP SAK2.5        | 1.5         | 20   | 0279560000 |
| AP SAK2.5 BL     | 1.5         | 20   | 0279580000 |
| Width [mm]       |             |      |            |
| TW SAK2.5        | 2.5         | 20   | 0302860000 |
| TW SAK2.5 BL     | 1.5         | 20   | 0302880000 |
| TSCH 1           | 2           | 100  | 0319160000 |
| AD 3 SAK2.5      |             | 50   | 0297900000 |
| BFSC M3X22 PA/RT |             | 100  | 0128900000 |
| Width [mm]       |             |      |            |
| DEK 6            |             |      |            |

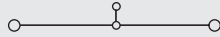
# Modular feed-through terminal

**SAK 4**

**4 mm<sup>2</sup>**



**6.5 x 40 x 51.5**  
**41 / 6**  
**0.13 ... 6**



IEC 60947-7-1

EEx e II II 2 G D

| IEC     | UL          | CSA         | EN 50019 |
|---------|-------------|-------------|----------|
| 800     | 600         | 600         | 550      |
| 32      | 20          | 36          | 28       |
| 4       | AWG 22...12 | AWG 26...10 | 4        |
| 8 / 3   |             |             |          |
| A4 / V2 |             |             |          |



KEMA 97ATEX1798 U

| Rated connection  | Additional connection |
|-------------------|-----------------------|
| 0.5...6 / 0.5...4 |                       |
| 0.5...4 / 0.5...4 |                       |
| 0.5...1.0 (M 3)   |                       |
| 12 / 3.5 x 0.6    |                       |

1.5...1.5  
0.5...1.5

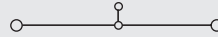
The rated voltage is reduced to 690 V when using wire end ferrules.

**SAK 6 N**

**6 mm<sup>2</sup>**



**8 x 40 x 51.5**  
**57 / 10**  
**0.2 ... 10**



IEC 60947-7-1

EEx e II II 2 G D

| IEC     | UL         | CSA        | EN 50019 |
|---------|------------|------------|----------|
| 800     | 600        | 600        | 550      |
| 41      | 40         | 47         | 36       |
| 6       | AWG 22...8 | AWG 20...8 | 6        |
| 8 / 3   |            |            |          |
| A5 / V2 |            |            |          |




KEMA 97ATEX1798 U

| Rated connection   | Additional connection |
|--------------------|-----------------------|
| 0.5...10 / 0.5...6 |                       |
| 0.5...10 / 0.5...6 |                       |
| 0.8...1.6 (M 3.5)  |                       |
| 12 / 4.0 x 0.8     |                       |

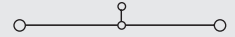
The rated voltage is reduced to 690 V when using wire end ferrules.

**SAK 10**

**10 mm<sup>2</sup>**



**10 x 40 x 51.5**  
**76 / 16**  
**1.5 ... 16**



IEC 60947-7-1

EEx e II II 2 G D

| IEC     | UL         | CSA        | EN 50019 |
|---------|------------|------------|----------|
| 800     | 600        | 600        | 550      |
| 57      | 60         | 65         | 50       |
| 10      | AWG 16...6 | AWG 14...6 | 10       |
| 8 / 3   |            |            |          |
| B6 / V2 |            |            |          |



KEMA 97ATEX1798 U

| Rated connection    | Additional connection |
|---------------------|-----------------------|
| 1.5...10 / 1.5...16 |                       |
| 1.5...16 / 1.5...10 |                       |
| 2.0...2.4 (M 4)     |                       |
| 12 / 5.5 x 1.0      |                       |

Tightening torque 2 Nm for 10 and 16 mm<sup>2</sup> stranded and AWG 6/7 wire.

| Type     | Qty. | Order No.  |
|----------|------|------------|
| SAK 4    | 100  | 1716240000 |
| SAK 4 BL | 100  | 0128380000 |

| Type      | Qty. | Order No.  |
|-----------|------|------------|
| SAK 6N    | 100  | 0193260000 |
| SAK 6N BL | 100  | 0193280000 |

| Type      | Qty. | Order No.  |
|-----------|------|------------|
| SAK 10    | 100  | 0110060000 |
| SAK 10 BL | 100  | 0110080000 |

| Type      | Current [A] | Qty. | Order No.  |
|-----------|-------------|------|------------|
| Q 2 SAK4  | 41          | 50   | 0336700000 |
| Q 3 SAK4  | 41          | 50   | 0336800000 |
| Q 4 SAK4  | 41          | 50   | 0336900000 |
| Q 10 SAK4 | 41          | 20   | 0368800000 |

| Type       | Current [A] | Qty. | Order No.  |
|------------|-------------|------|------------|
| Q 2 SAK6N  | 57          | 50   | 0456700000 |
| Q 3 SAK6N  | 57          | 50   | 0456800000 |
| Q 4 SAK6N  | 57          | 50   | 0456900000 |
| Q 10 SAK6N | 57          | 20   | 0457000000 |

| Type       | Current [A] | Qty. | Order No.  |
|------------|-------------|------|------------|
| Q 2 SAK10  | 57          | 50   | 0457100000 |
| Q 3 SAK10  | 57          | 50   | 0457200000 |
| Q 4 SAK10  | 57          | 50   | 0457300000 |
| Q 10 SAK10 | 57          | 20   | 0457400000 |

|                     |     |            |
|---------------------|-----|------------|
| VL 2 SAK4           | 50  | 0197000000 |
| VH 19/5/3.5 SAK4-16 | 50  | 0285100000 |
| BFSC M3X25          | 100 | 0292500000 |

|                     |     |            |
|---------------------|-----|------------|
| VL 2 SAK6/10/SAKB   | 50  | 0135900000 |
| VH 19/5/3.5 SAK4-16 | 50  | 0285100000 |
| BFSC M3X25          | 100 | 0292500000 |

|                     |     |            |
|---------------------|-----|------------|
| VL 2 SAK6/10/SAKB   | 50  | 0135900000 |
| VH 19/5/3.5 SAK4-16 | 50  | 0285100000 |
| BFSC M3X25          | 100 | 0292500000 |

|                         |    |            |
|-------------------------|----|------------|
| STB 14/D5/2.3/M3 SAK2.5 | 50 | 0168600000 |
| PS 4 F.STB 4            | 20 | 0299600000 |

|                      |    |            |
|----------------------|----|------------|
| STB 14/D6/4/M3 SAK10 | 50 | 0169900000 |
| PS 4 F.STB 4         | 20 | 0299600000 |

|                      |    |            |
|----------------------|----|------------|
| STB 14/D6/4/M3 SAK10 | 50 | 0169900000 |
| PS 4 F.STB 4         | 20 | 0299600000 |

| Width [mm]    |     |    |            |
|---------------|-----|----|------------|
| AP SAK4-10    | 1.5 | 20 | 0117960000 |
| AP SAK4-10 BL | 1.5 | 20 | 0117980000 |

| Width [mm]    |     |    |            |
|---------------|-----|----|------------|
| AP SAK4-10    | 1.5 | 20 | 0117960000 |
| AP SAK4-10 BL | 1.5 | 20 | 0117980000 |

| Width [mm]    |     |    |            |
|---------------|-----|----|------------|
| AP SAK4-10    | 1.5 | 20 | 0117960000 |
| AP SAK4-10 BL | 1.5 | 20 | 0117980000 |

| Width [mm]      |     |     |            |
|-----------------|-----|-----|------------|
| TW 4 SAK4-10    | 1.5 | 20  | 0130160000 |
| TW 4 SAK4-10 BL | 1.5 | 20  | 0130180000 |
| TSCH 1          | 2   | 100 | 0319160000 |

| Width [mm]      |     |     |            |
|-----------------|-----|-----|------------|
| TW 4 SAK4-10    | 1.5 | 20  | 0130160000 |
| TW 4 SAK4-10 BL | 1.5 | 20  | 0130180000 |
| TSCH 1          | 2   | 100 | 0319160000 |

| Width [mm]      |     |     |            |
|-----------------|-----|-----|------------|
| TW 4 SAK4-10    | 1.5 | 20  | 0130160000 |
| TW 4 SAK4-10 BL | 1.5 | 20  | 0130180000 |
| TSCH 1          | 2   | 100 | 0319160000 |

|                  |     |            |
|------------------|-----|------------|
| AD 4 SAK4        | 50  | 0285300000 |
| BFSC M3X22 PA/RT | 100 | 0128900000 |

|                  |     |            |
|------------------|-----|------------|
| AD 4 SAK6N       | 50  | 0196600000 |
| BFSC M3X22 PA/RT | 100 | 0128900000 |

|                  |     |            |
|------------------|-----|------------|
| AD 4 SAK10       | 50  | 0178600000 |
| BFSC M3X22 PA/RT | 100 | 0128900000 |

DEK 6,5

DEK 8

DEK 5

# Modular feed-through terminal

TS 32 / PA

SAK 16

16 mm<sup>2</sup>

SAK 35

35 mm<sup>2</sup>

TS 32 / PA

B

When using ATEX certified components in hazardous area applications the installation instructions and the rated data for accessories in the technical appendix must be considered.

|   |                   |
|---|-------------------|
| <b>Width/Length/Height with TS32</b>    | mm                |
| Max. current / max. cond. cross-section | A/mm <sup>2</sup> |
| Max. clamping range                     | mm <sup>2</sup>   |

|                       |  |
|-----------------------|--|
| <b>12 x 50 x 57.5</b> |  |
| <b>76 / 16</b>        |  |
| <b>2.5 ... 16</b>     |  |

|                       |  |
|-----------------------|--|
| <b>18 x 58 x 67.5</b> |  |
| <b>150 / 50</b>       |  |
| <b>2.5 ... 50</b>     |  |

## Technical data

| Rated data  |                 |
|---|-----------------|
| Rated voltage   | V               |
| Rated current   | A               |
| Rated cross-section                                     | mm <sup>2</sup> |
| Rated impulse voltage / Pollution severity              | kV/-            |
| Plug gauge IEC 60-947-1 / flammability class acc. UL 94 |                 |
| Approvals   |                 |
| Clampable conductors (H05V/H07V)                        |                 |
| Solid / stranded  | mm <sup>2</sup> |
| Flexible / flexible w. wire end ferrule                 | mm <sup>2</sup> |
| Tightening torque range (clamping screw)                | Nm              |
| Stripping length / blade size                           | mm / -          |
| 2 clampable conductors of equal cross-section           |                 |
| Solid / stranded  | mm <sup>2</sup> |
| Flexible / flexible w. wire end ferrule                 | mm <sup>2</sup> |
| Information   |                 |

| IEC 60947-7-1     |            |                       |          | EEx e II  II 2 G D                               |  |  |  |
|-------------------|------------|-----------------------|----------|--|--|--|--|
| IEC               | UL         | CSA                   | EN 50019 |  |  |  |  |
| 1000              | 600        | 600                   | 750      |  |  |  |  |
| 76                | 80         | 87                    | 66       |  |  |  |  |
| 16                | AWG 12...6 | AWG 10...6            | 16       |  |  |  |  |
|                   |            |                       |          | 8 / 3  |  |  |  |
|                   |            |                       |          | B6 / V2  |  |  |  |
|                   |            |                       |          | KEMA 97ATEX1798 U                                |  |  |  |
| Rated connection  |            | Additional connection |          |  |  |  |  |
| 2.5...10 / 4...16 |            |                       |          |  |  |  |  |
| 4...16 / 4...16   |            |                       |          |  |  |  |  |
| 2.0...2.4 (M4)    |            |                       |          |  |  |  |  |
| 15 / 5.5 x 1.0    |            |                       |          |  |  |  |  |
|                   |            |                       |          | Installation of the QL side by side use a TW/AP. |  |  |  |

| IEC 60947-7-1       |            |                       |          | EEx e II  II 2 G D                               |  |  |  |
|---------------------|------------|-----------------------|----------|--|--|--|--|
| IEC                 | UL         | CSA                   | EN 50019 |  |  |  |  |
| 1000                | 600        | 600                   | 550      |  |  |  |  |
| 125                 | 100        | 145                   | 109      |  |  |  |  |
| 35                  | AWG 12...2 | AWG 12...2            | 35       |  |  |  |  |
|                     |            |                       |          | 8 / 3  |  |  |  |
|                     |            |                       |          | B8 / V2  |  |  |  |
|                     |            |                       |          | KEMA 97ATEX1798 U                                |  |  |  |
| Rated connection    |            | Additional connection |          |  |  |  |  |
| 2.5...16 / 4...50   |            |                       |          |  |  |  |  |
| 2.5...35 / 2.5...35 |            |                       |          |  |  |  |  |
| 4.0...5.0 (M6)      |            |                       |          |  |  |  |  |
| 18 / 6.5 x 1.2      |            |                       |          |  |  |  |  |
|                     |            |                       |          | ...10 / 10...16                                  |  |  |  |
|                     |            |                       |          | 2.5...16 / 2.5...16                              |  |  |  |
|                     |            |                       |          | Installation of the QL side by side use a TW/AP. |  |  |  |

## Order data

| Version     |       |
|-------------|-------|
|             | beige |
|             | blue  |
| Information |       |

| Type      | Qty. | Order No.  |
|-----------|------|------------|
| SAK 16    | 50   | 0271060000 |
| SAK 16 BL | 50   | 0271080000 |

| Type      | Qty. | Order No.  |
|-----------|------|------------|
| SAK 35    | 20   | 0303560000 |
| SAK 35 BL | 20   | 0303580000 |

## Accessories

| Cross-connection, screwable                                  |                         |
|--|-------------------------|
|  | 2-pole                  |
|  | 3-pole                  |
|  | 4-pole                  |
|  | 10-pole                 |
|  | Connecting sleeve       |
|  | Fixing screw            |
|  | Fuse cartridges         |
| Cross-connection saddle                                      |                         |
|  | Cross-connection saddle |
|  | Connecting sleeve       |
|  | Fixing screw            |
| Socket / Test plug   |                         |
|  | Socket                  |
|  | Test plug               |
| End plate  |                         |
|  | beige                   |
|  | blue                    |
| Partition / Partition disc                                   |                         |
|  | beige                   |
|  | blue                    |
|  | Partition disc          |
| Cover / fixing screw (plastic)                               |                         |
|  | Cover                   |
|  | Fixing screw (plastic)  |
| Marking systems  |                         |
|  |                         |
| Detailed information on all versions in chapter accessories. |                         |

| Type                           | Current [A] | Qty. | Order No.  |
|--------------------------------|-------------|------|------------|
| Q 2 SAK16                      | 76          | 50   | 0457500000 |
| Q 3 SAK16                      | 76          | 50   | 0457600000 |
| Q 4 SAK16                      | 76          | 50   | 0457700000 |
| Q 10 SAK16                     | 76          | 20   | 0457800000 |
| Cross-connection saddle        |             |      |            |
| VL 2 SAK16/SAKA                |             | 50   | 0135800000 |
| VH 19/5/3.5 SAK4-16            |             | 50   | 0285100000 |
| BFSC M3X25                     |             | 100  | 0292500000 |
| Socket / Test plug             |             |      |            |
| STB 14/D6/4/M3 SAK10           |             | 50   | 0169900000 |
| PS 4 F.STB 4                   |             | 20   | 0299600000 |
| End plate                      |             |      |            |
| Width [mm]                     |             |      |            |
| AP SAK35/TW SAK16              | 1.5         | 10   | 0303660000 |
| AP SAK35/TW SAK16 BL           | 1.5         | 10   | 0303680000 |
| Partition / Partition disc     |             |      |            |
| Width [mm]                     |             |      |            |
| TW SAK35                       | 1.5         | 20   | 0304360000 |
| Cover / fixing screw (plastic) |             |      |            |
| AD 3 SAK16                     |             | 50   | 0297800000 |
| BFSC M3X22 PA/RT               |             | 100  | 0128900000 |
| Marking systems                |             |      |            |
| DEK 5                          |             |      |            |


| Type                           | Current [A] | Qty. | Order No.  |
|--------------------------------|-------------|------|------------|
| QL 2 SAK35                     | 99          | 20   | 0123600000 |
| QL 3 SAK35                     | 99          | 20   | 0123700000 |
| QL 4 SAK35                     | 99          | 20   | 0123800000 |
| QL 10 SAK35                    | 99          | 20   | 0338600000 |
| VH 17/8/5 SAK35                |             | 50   | 0267000000 |
| BFSC M4X30                     |             | 50   | 0267100000 |
| SS M4 D 128-A 4                |             | 100  | 0136400000 |
| Cross-connection saddle        |             |      |            |
| VL 2 SAK35                     |             | 50   | 0124000000 |
| VH 24.5/8/5 SAK35              |             | 50   | 0298700000 |
| BFSC M4X35                     |             | 50   | 0298900000 |
| Socket / Test plug             |             |      |            |
| STB 16/D7/4/M4 SAK35           |             | 50   | 0140200000 |
| PS 4 F.STB 4                   |             | 20   | 0299600000 |
| End plate                      |             |      |            |
| Width [mm]                     |             |      |            |
| AP SAK35/TW SAK16              | 1.5         | 10   | 0303660000 |
| AP SAK35/TW SAK16 BL           | 1.5         | 10   | 0303680000 |
| Partition / Partition disc     |             |      |            |
| Width [mm]                     |             |      |            |
| TW SAK35                       | 1.5         | 20   | 0304360000 |
| Cover / fixing screw (plastic) |             |      |            |
| AD 3 SAK35                     |             | 50   | 0273400000 |
| BFSC M4X32 PA/RT               |             | 100  | 0129100000 |
| Marking systems                |             |      |            |
| DEK 5                          |             |      |            |

# Modular feed-through terminal

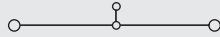
## SAK 35/IK

35 mm<sup>2</sup>

Hexagon socket head screw



18 x 58 x 67.5  
150 / 50  
2.5 ... 50



IEC 60947-7-1

EEx e II II 2 G D

| IEC     | UL         | CSA        | EN 50019 |
|---------|------------|------------|----------|
| 1000    | 600        | 600        | 550      |
| 125     | 100        | 145        | 109      |
| 35      | AWG 12...2 | AWG 12...2 | 35       |
| 8 / 3   |            |            |          |
| B8 / V2 |            |            |          |



KEMA 97ATEX1798 U

| Rated connection    | Additional connection |
|---------------------|-----------------------|
| 2.5...16 / 4...50   |                       |
| 2.5...35 / 2.5...35 |                       |
| 4.0...5.0 (M 6)     |                       |
| 18 / S 4 (DIN6911)  |                       |

2.5...10 / 10...16  
2.5...16 / 2.5...16

Installation of the QL side by side use a TW/AP.

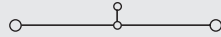
| Type      | Qty. | Order No.  |
|-----------|------|------------|
| SAK 35/IK | 20   | 0476560000 |

## SAK 35 N

35 mm<sup>2</sup>



16 x 58 x 67.5  
150 / 50  
2.5 ... 50



IEC 60947-7-1

| IEC     | UL         | CSA        | EN 50019 |
|---------|------------|------------|----------|
| 1000    | 600        | 600        |          |
| 125     | 100        | 120        |          |
| 35      | AWG 12...2 | AWG 12...2 |          |
| 8 / 3   |            |            |          |
| B8 / V2 |            |            |          |



| Rated connection    | Additional connection |
|---------------------|-----------------------|
| 2.5...16 / 4...50   |                       |
| 2.5...35 / 1.5...35 |                       |
| 4.0...5.0 (M 6)     |                       |
| 18 / 6.5 x 1.2      |                       |

2.5...10 / 10...16  
2.5...16 / 2.5...16


Installation of the QL side by side use a TW/AP.

| Type    | Qty. | Order No.  |
|---------|------|------------|
| SAK 35N | 20   | 0550660000 |

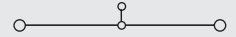
## SAK 35 N/IK

35 mm<sup>2</sup>

Hexagon socket head screw



16 x 58 x 67.5  
150 / 50  
2.5 ... 50



IEC 60947-7-1

| IEC     | UL         | CSA        | EN 50019 |
|---------|------------|------------|----------|
| 1000    | 600        | 600        |          |
| 125     | 100        | 120        |          |
| 35      | AWG 12...2 | AWG 12...2 |          |
| 8 / 3   |            |            |          |
| B8 / V2 |            |            |          |



| Rated connection    | Additional connection |
|---------------------|-----------------------|
| 2.5...16 / 4...50   |                       |
| 2.5...35 / 1.5...35 |                       |
| 4.0...6.0 (M 6)     |                       |
| 18 / S 4 (6911)     |                       |

2.5...10 / 10...16  
2.5...16 / 2.5...16

Installation of the QL side by side use a TW/AP.

| Type       | Qty. | Order No.  |
|------------|------|------------|
| SAK 35N/IK | 20   | 0555760000 |

| Type            | Current [A] | Qty. | Order No.  |
|-----------------|-------------|------|------------|
| QL 2 SAK35      | 99          | 20   | 0123600000 |
| QL 3 SAK35      | 99          | 20   | 0123700000 |
| QL 4 SAK35      | 99          | 20   | 0123800000 |
| QL 10 SAK35     | 99          | 20   | 0338600000 |
| VH 17/8/5 SAK35 | 50          | 50   | 0267000000 |
| BFSC M4X30      | 50          | 50   | 0267100000 |
| SS M4 D 128-A 4 | 100         | 100  | 0136400000 |

|                   |    |            |
|-------------------|----|------------|
| VL 2 SAK35        | 50 | 0124000000 |
| VH 24.5/8/5 SAK35 | 50 | 0298700000 |
| BFSC M4X35        | 50 | 0298900000 |

|                      |    |            |
|----------------------|----|------------|
| STB 16/D7/4/M4 SAK35 | 50 | 0140200000 |
| PS 4 F.STB 4         | 20 | 0299600000 |

| Width [mm]        |     |    |            |
|-------------------|-----|----|------------|
| AP SAK35/TW SAK16 | 1.5 | 10 | 0303660000 |

| Width [mm] |     |    |            |
|------------|-----|----|------------|
| TW SAK35   | 1.5 | 20 | 0304360000 |

|                  |     |            |
|------------------|-----|------------|
| AD 4 SAK35       | 50  | 0178700000 |
| BFSC M4X32 PA/RT | 100 | 0129100000 |

DEK 5

| Type            | Current [A] | Qty. | Order No.  |
|-----------------|-------------|------|------------|
| QL 2 SAK35N     | 99          | 50   | 0564900000 |
| QL 3 SAK35N     | 99          | 50   | 0565000000 |
| QL 4 SAK35N     | 99          | 50   | 0565100000 |
| QL 10 SAK35N    | 99          | 20   | 0565200000 |
| VH 17/8/5 SAK35 | 50          | 50   | 0267000000 |
| BFSC M4X30      | 50          | 50   | 0267100000 |
| SS M4 D 128-A 4 | 100         | 100  | 0136400000 |

|                      |    |            |
|----------------------|----|------------|
| STB 16/D7/4/M4 SAK35 | 50 | 0140200000 |
| PS 4 F.STB 4         | 20 | 0299600000 |

| Width [mm]           |     |    |            |
|----------------------|-----|----|------------|
| AP SAK35/TW SAK16    | 1.5 | 10 | 0303660000 |
| AP SAK35/TW SAK16 BL | 1.5 | 10 | 0303680000 |

| Width [mm] |     |    |            |
|------------|-----|----|------------|
| TW SAK35   | 1.5 | 20 | 0304360000 |

|                  |     |            |
|------------------|-----|------------|
| AD 4 SAK35N      | 50  | 0576700000 |
| BFSC M4X32 PA/RT | 100 | 0129100000 |

DEK 5

| Type            | Current [A] | Qty. | Order No.  |
|-----------------|-------------|------|------------|
| QL 2 SAK35N     | 99          | 50   | 0564900000 |
| QL 3 SAK35N     | 99          | 50   | 0565000000 |
| QL 4 SAK35N     | 99          | 50   | 0565100000 |
| QL 10 SAK35N    | 99          | 20   | 0565200000 |
| VH 17/8/5 SAK35 | 50          | 50   | 0267000000 |
| BFSC M4X30      | 50          | 50   | 0267100000 |
| SS M4 D 128-A 4 | 100         | 100  | 0136400000 |

|                      |    |            |
|----------------------|----|------------|
| STB 16/D7/4/M4 SAK35 | 50 | 0140200000 |
| PS 4 F.STB 4         | 20 | 0299600000 |

| Width [mm]        |     |    |            |
|-------------------|-----|----|------------|
| AP SAK35/TW SAK16 | 1.5 | 10 | 0303660000 |

| Width [mm] |     |    |            |
|------------|-----|----|------------|
| TW SAK35   | 1.5 | 20 | 0304360000 |

|                  |     |            |
|------------------|-----|------------|
| AD 4 SAK35N      | 50  | 0576700000 |
| BFSC M4X32 PA/RT | 100 | 0129100000 |

DEK 5

# Modular feed-through terminal

## TS 32 / KRG

## SAK 2.5

## 2.5 mm<sup>2</sup>

## SAK 4

## 4 mm<sup>2</sup>

TS 32 / KRG


B

When using ATEX certified components in hazardous area applications the installation instructions and the rated data for accessories in the technical appendix must be considered.

|   |                   |
|---|-------------------|
| <b>Width/Length/Height with TS32</b>    | mm                |
| Max. current / max. cond. cross-section | A/mm <sup>2</sup> |
| Max. clamping range                     | mm <sup>2</sup>   |

|                        |  |
|------------------------|--|
| <b>6 x 36.5 x 46.5</b> |  |
| <b>32 / 6</b>          |  |
| <b>0.13 ... 6</b>      |  |

|                        |  |
|------------------------|--|
| <b>6.5 x 40 x 51.5</b> |  |
| <b>41 / 6</b>          |  |
| <b>0.13 ... 6</b>      |  |



### Technical data

| Rated data  |                 |
|---|-----------------|
| Rated voltage   | V               |
| Rated current   | A               |
| Rated cross-section                                     | mm <sup>2</sup> |
| Rated impulse voltage / Pollution severity              | kV/-            |
| Plug gauge IEC 60-947-1 / flammability class acc. UL 94 |                 |
| Approvals   |                 |
| Clampable conductors (H05V/H07V)                        |                 |
| Solid / stranded  | mm <sup>2</sup> |
| Flexible / flexible w. wire end ferrule                 | mm <sup>2</sup> |
| Tightening torque range (clamping screw)                | Nm              |
| Stripping length / blade size                           | mm / -          |
| 2 clampable conductors of equal cross-section           |                 |
| Solid / stranded  | mm <sup>2</sup> |
| Flexible / flexible w. wire end ferrule                 | mm <sup>2</sup> |
| Information   |                 |

| IEC 60947-7-1       |             |                       |          | EEx e II  II 2 G D   |  |  |  |
|---------------------|-------------|-----------------------|----------|--|--|--|--|
| IEC                 | UL          | CSA                   | EN 50019 |  |  |  |  |
| 800                 | 600         | 600                   | 550      |  |  |  |  |
| 24                  | 20          | 25                    | 21       |  |  |  |  |
| 2.5                 | AWG 22...12 | AWG 26...10           | 2.5      |  |  |  |  |
|                     |             |                       |          | 8 / 3  |  |  |  |
|                     |             |                       |          | A3 / 5VA   |  |  |  |
|                     |             |                       |          | KEMA 97ATEX1798 U  |  |  |  |
| Rated connection    |             | Additional connection |          |  |  |  |  |
| 0.5...6 / 0.5...4   |             |                       |          |  |  |  |  |
| 0.5...4 / 0.5...2.5 |             |                       |          |  |  |  |  |
| 0.4...0.6 (M 2.5)   |             |                       |          |  |  |  |  |
| 10 / 3.5 x 0.6      |             |                       |          |  |  |  |  |
|                     |             |                       |          | The rated voltage is 630/690 V when using wire end ferrules without end cover or partition plates. |  |  |  |

| IEC 60947-7-1     |             |                       |          | EEx e II  II 2 G D  |  |  |  |
|-------------------|-------------|-----------------------|----------|---|--|--|--|
| IEC               | UL          | CSA                   | EN 50019 |   |  |  |  |
| 800               | 600         | 600                   | 550      |   |  |  |  |
| 32                | 20          | 36                    | 28       |   |  |  |  |
| 4                 | AWG 22...12 | AWG 26...10           | 4        |   |  |  |  |
|                   |             |                       |          | 8 / 3   |  |  |  |
|                   |             |                       |          | A4 / 5VA  |  |  |  |
|                   |             |                       |          | KEMA 97ATEX1798 U   |  |  |  |
| Rated connection  |             | Additional connection |          |   |  |  |  |
| 0.5...6 / 0.5...4 |             |                       |          |   |  |  |  |
| 0.5...4 / 0.5...4 |             |                       |          |   |  |  |  |
| 0.5...1.0 (M 3)   |             |                       |          |   |  |  |  |
| 12 / 3.5 x 0.6    |             |                       |          |   |  |  |  |
|                   |             |                       |          | The rated voltage is reduced to 630/690 V when using wire end ferrules. |  |  |  |

### Order data

| Version     |        |
|-------------|--------|
|             | yellow |
|             | blue   |
| Information |        |

| Type           | Qty. | Order No.  |
|----------------|------|------------|
| SAK 2.5 KRG    | 100  | 0279620000 |
| SAK 2.5 KRG/BL | 100  | 0279670000 |
| Information    |      |            |

| Type         | Qty. | Order No.  |
|--------------|------|------------|
| SAK 4 KRG    | 100  | 0128320000 |
| SAK 4 KRG BL | 100  | 0128370000 |
| Information  |      |            |

### Accessories

| Cross-connection, screwable                                  |     |
|--|-----|
|  | (Q) |
| 2-pole   |     |
| 3-pole   |     |
| 4-pole   |     |
| 10-pole  |     |
| Connecting sleeve  |     |
| Fixing screw   |     |
| Fuse cartridges  |     |
| Cross-connection saddle                                      |     |
| Cross-connection saddle                                      |     |
| Connecting sleeve  |     |
| Fixing screw   |     |
| Socket / Test plug   |     |
| Socket   |     |
| Test plug  |     |
| End plate  |     |
| yellow   |     |
| blue   |     |
| Partition / Partition disc                                   |     |
| yellow   |     |
| blue   |     |
| Partition disc   |     |
| Cover / fixing screw (plastic)                               |     |
| Cover  |     |
| Fixing screw (plastic)                                       |     |
| Marking systems  |     |
| DEK 6  |     |
| Detailed information on all versions in chapter accessories. |     |

| Type             | Current [A] | Qty. | Order No.  |
|------------------|-------------|------|------------|
| Q 2 SAK2.5       | 41          | 50   | 0337000000 |
| Q 3 SAK2.5       | 41          | 50   | 0337100000 |
| Q 4 SAK2.5       | 41          | 50   | 0337200000 |
| Q 10 SAK2.5      | 41          | 20   | 0368700000 |
| Width [mm]       |             |      |            |
| AP SAK2.5 KRG    | 1.5         | 20   | 0279520000 |
| AP SAK2.5 KRG BL | 1.5         | 20   | 0279570000 |
| Width [mm]       |             |      |            |
| TW SAK2.5 KRG    | 2.5         | 20   | 0302820000 |
| TW SAK2.5 KRG/BL | 2.5         | 20   | 0302870000 |
| TSCH 1           | 2           | 100  | 0319160000 |
| AD 4 AKZ4        | 50          |      | 0303400000 |
| BFSC M3X22 PA/RT | 100         |      | 0128900000 |
| Information      |             |      |            |

| Type                    | Current [A] | Qty. | Order No.  |
|-------------------------|-------------|------|------------|
| Q 2 SAK4                | 41          | 50   | 0336700000 |
| Q 3 SAK4                | 41          | 50   | 0336800000 |
| Q 4 SAK4                | 41          | 50   | 0336900000 |
| Q 10 SAK4               | 41          | 20   | 0368800000 |
| VL 2 SAK4               | 50          |      | 0197000000 |
| VH 19/5/3.5 SAK4-16     | 50          |      | 0285100000 |
| BFSC M3X25              | 100         |      | 0292500000 |
| STB 14/D5/2.3/M3 SAK2.5 | 50          |      | 0168600000 |
| PS 2.3 RT               | 20          |      | 0180400000 |
| Width [mm]              |             |      |            |
| AP SAK4-10 KRG          | 1.5         | 20   | 0117920000 |
| AP SAK4-10 KRG/BL       | 1.5         | 20   | 0117970000 |
| Width [mm]              |             |      |            |
| TW SAK4-10 KRG          | 2.5         | 20   | 0130120000 |
| TW SAK4-10 KRG/BL       | 2.5         | 20   | 0130170000 |
| TSCH 1                  | 2           | 100  | 0319160000 |
| AD 4 SAK4               | 50          |      | 0285300000 |
| BFSC M3X22 PA/RT        | 100         |      | 0128900000 |
| Information             |             |      |            |

# Modular feed-through terminal

**SAK 6 N**




**6 mm<sup>2</sup>**

**SAK 10**

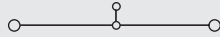
**10 mm<sup>2</sup>**

**SAK 16**

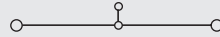
**16 mm<sup>2</sup>**



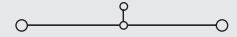
**8 x 40 x 51.5**  
**57 / 10**  
**0.2 ... 10**



**10 x 40 x 51.5**  
**76 / 16**  
**1.5 ... 16**



**12 x 50 x 57.5**  
**76 / 16**  
**2.5 ... 16**



IEC 60947-7-1 EEx e II II 2 G D

| IEC      | UL         | CSA        | EN 50019 |
|----------|------------|------------|----------|
| 800      | 600        | 600        | 550      |
| 41       | 40         | 47         | 36       |
| 6        | AWG 22...8 | AWG 20...8 | 6        |
| 8 / 3    |            |            |          |
| A5 / 5VA |            |            |          |

KEMA 97ATEX1798 U

| Rated connection   | Additional connection |
|--------------------|-----------------------|
| 0.5...10 / 0.5...6 |                       |
| 0.5...10 / 0.5...6 |                       |
| 0.8...1.6 (M 3.5)  |                       |
| 12 / 4.0 x 0.8     |                       |

The rated voltage is reduced to 630/690 V when using wire end ferrules.

IEC 60947-7-1 EEx e II II 2 G D

| IEC      | UL         | CSA        | EN 50019 |
|----------|------------|------------|----------|
| 800      | 600        | 600        | 550      |
| 57       | 60         | 65         | 50       |
| 10       | AWG 16...6 | AWG 14...6 | 10       |
| 8 / 3    |            |            |          |
| B6 / 5VA |            |            |          |

KEMA 97ATEX1798 U

| Rated connection    | Additional connection |
|---------------------|-----------------------|
| 1.5...10 / 1.5...16 |                       |
| 1.5...16 / 1.5...10 |                       |
| 2.0...2.4 (M 4)     |                       |
| 12 / 5.5 x 1.0      |                       |

Tightening torque 2 Nm for 10 and 16 mm<sup>2</sup> stranded and AWG 6/7 wire.

IEC 60947-7-1 EEx e II II 2 G D

| IEC      | UL         | CSA        | EN 50019 |
|----------|------------|------------|----------|
| 1000     | 600        | 600        | 750      |
| 76       | 80         | 87         | 66       |
| 16       | AWG 12...6 | AWG 10...6 | 16       |
| 8 / 3    |            |            |          |
| B6 / 5VA |            |            |          |

KEMA 97ATEX1798 U

| Rated connection  | Additional connection |
|-------------------|-----------------------|
| 2.5...10 / 4...16 |                       |
| 4...16 / 4...16   |                       |
| 2.0...2.4 (M 4)   |                       |
| 15 / 5.5 x 1.0    |                       |

Installation of the QL side by side use a TW/AP.

| Type          | Qty. | Order No.  |
|---------------|------|------------|
| SAK 6N KRG    | 100  | 0193220000 |
| SAK 6N KRG/BL | 100  | 0193270000 |

| Type          | Qty. | Order No.  |
|---------------|------|------------|
| SAK 10 KRG    | 100  | 0110020000 |
| SAK 10 KRG/BL | 100  | 0110070000 |

| Type       | Qty. | Order No.  |
|------------|------|------------|
| SAK 16 KRG | 50   | 0271020000 |

| Type       | Current [A] | Qty. | Order No.  |
|------------|-------------|------|------------|
| Q 2 SAK6N  | 57          | 50   | 0456700000 |
| Q 3 SAK6N  | 57          | 50   | 0456800000 |
| Q 4 SAK6N  | 57          | 50   | 0456900000 |
| Q 10 SAK6N | 57          | 20   | 0457000000 |

| Type       | Current [A] | Qty. | Order No.  |
|------------|-------------|------|------------|
| Q 2 SAK10  | 57          | 50   | 0457100000 |
| Q 3 SAK10  | 57          | 50   | 0457200000 |
| Q 4 SAK10  | 57          | 50   | 0457300000 |
| Q 10 SAK10 | 57          | 20   | 0457400000 |

| Type       | Current [A] | Qty. | Order No.  |
|------------|-------------|------|------------|
| Q 2 SAK16  | 76          | 50   | 0457500000 |
| Q 3 SAK16  | 76          | 50   | 0457600000 |
| Q 4 SAK16  | 76          | 50   | 0457700000 |
| Q 10 SAK16 | 76          | 20   | 0457800000 |

|                     |     |            |
|---------------------|-----|------------|
| VL 2 SAK6N/SAKT     | 50  | 0194700000 |
| VH 19/5/3.5 SAK4-16 | 50  | 0285100000 |
| BFSC M3X25          | 100 | 0292500000 |

|                     |     |            |
|---------------------|-----|------------|
| VL 2 SAK6/10/SAKB   | 50  | 0135900000 |
| VH 19/5/3.5 SAK4-16 | 50  | 0285100000 |
| BFSC M3X25          | 100 | 0292500000 |

|                     |     |            |
|---------------------|-----|------------|
| VL 2 SAK16/SAKA     | 50  | 0135800000 |
| VH 19/5/3.5 SAK4-16 | 50  | 0285100000 |
| BFSC M3X25          | 100 | 0292500000 |

|              |    |            |
|--------------|----|------------|
| PS 4 F.STB 4 | 20 | 0299600000 |
|--------------|----|------------|

|                      |    |            |
|----------------------|----|------------|
| STB 14/D6/4/M3 SAK10 | 50 | 0169900000 |
| PS 4 F.STB 4         | 20 | 0299600000 |

|                      |    |            |
|----------------------|----|------------|
| STB 14/D6/4/M3 SAK10 | 50 | 0169900000 |
| PS 4 F.STB 4         | 20 | 0299600000 |

| Width [mm]        |     |    |            |
|-------------------|-----|----|------------|
| AP SAK4-10 KRG    | 1.5 | 20 | 0117920000 |
| AP SAK4-10 KRG/BL | 1.5 | 20 | 0117970000 |

| Width [mm]        |     |    |            |
|-------------------|-----|----|------------|
| AP SAK4-10 KRG    | 1.5 | 20 | 0117920000 |
| AP SAK4-10 KRG/BL | 1.5 | 20 | 0117970000 |

| Width [mm]           |     |    |            |
|----------------------|-----|----|------------|
| AP SAK16 KRG         | 3   | 20 | 0271120000 |
| AP SAK35/TW SAK16 BL | 1.5 | 10 | 0303680000 |

| Width [mm]        |     |     |            |
|-------------------|-----|-----|------------|
| TW SAK4-10 KRG    | 2.5 | 20  | 0130120000 |
| TW SAK4-10 KRG/BL | 2.5 | 20  | 0130170000 |
| TSCH 1            | 2   | 100 | 0319160000 |

| Width [mm]        |     |     |            |
|-------------------|-----|-----|------------|
| TW SAK4-10 KRG    | 2.5 | 20  | 0130120000 |
| TW SAK4-10 KRG/BL | 2.5 | 20  | 0130170000 |
| TSCH 1            | 2   | 100 | 0319160000 |

| Width [mm]   |   |     |            |
|--------------|---|-----|------------|
| TW SAK16 KRG | 3 | 20  | 0281120000 |
| TSCH 1       | 2 | 100 | 0319160000 |

|                  |     |            |
|------------------|-----|------------|
| AD 4 SAK6N       | 50  | 0196600000 |
| BFSC M3X22 PA/RT | 100 | 0128900000 |

|                  |     |            |
|------------------|-----|------------|
| AD 4 SAK10       | 50  | 0178600000 |
| BFSC M3X22 PA/RT | 100 | 0128900000 |

|                  |     |            |
|------------------|-----|------------|
| AD 4 SAK16       | 50  | 0518200000 |
| BFSC M3X22 PA/RT | 100 | 0128900000 |

DEK 8

DEK 5

DEK 5



# Modular feed-through terminal

## TS 32 / KRG

## SAK 35

35 mm<sup>2</sup>

## SAK 35/IK

35 mm<sup>2</sup>

TS 32 / KRG

B

When using ATEX certified components in hazardous area applications the installation instructions and the rated data for accessories in the technical appendix must be considered.

|   |                   |
|---|-------------------|
| <b>Width/Length/Height with TS32</b>    | mm                |
| Max. current / max. cond. cross-section | A/mm <sup>2</sup> |
| Max. clamping range                     | mm <sup>2</sup>   |

### Technical data

| Rated data  |                 |
|---|-----------------|
| Rated voltage   | V               |
| Rated current   | A               |
| Rated cross-section   | mm <sup>2</sup> |
| Rated impulse voltage / Pollution severity                        | kV/-            |
| Plug gauge IEC 60-947-1 / flammability class acc. UL 94 Approvals |                 |

### Clampable conductors (H05V/H07V)

|  |                 |
|--|-----------------|
| Solid / stranded                         | mm <sup>2</sup> |
| Flexible / flexible w. wire end ferrule  | mm <sup>2</sup> |
| Tightening torque range (clamping screw) | Nm              |
| Stripping length / blade size            | mm / -          |

### 2 clampable conductors of equal cross-section

|   |                 |
|---|-----------------|
| Solid / stranded                        | mm <sup>2</sup> |
| Flexible / flexible w. wire end ferrule | mm <sup>2</sup> |

### Information


### Order data

| Version | yellow<br>blue |
|---------|----------------|
|---------|----------------|

### Information

### Accessories

#### Cross-connection, screwable

|   |                   |  |
|---|-------------------|--|
|  | 2-pole            |  |
|   | 3-pole            |  |
|   | 4-pole            |  |
|   | 10-pole           |  |
|   | Connecting sleeve |  |
|   | Fixing screw      |  |
|   | Fuse cartridges   |  |

#### Cross-connection saddle

|  |                         |  |
|--|-------------------------|--|
|  | Cross-connection saddle |  |
|  | Connecting sleeve       |  |
|  | Fixing screw            |  |

#### Socket / Test plug

|  |           |  |
|--|-----------|--|
|  | Socket    |  |
|  | Test plug |  |

#### End plate

|  |        |  |
|--|--------|--|
|  | yellow |  |
|  | blue   |  |

#### Partition / Partition disc

|  |                |  |
|--|----------------|--|
|  | yellow         |  |
|  | blue           |  |
|  | Partition disc |  |


#### Cover / fixing screw (plastic)

|  |                        |  |
|--|------------------------|--|
|  | Cover                  |  |
|  | Fixing screw (plastic) |  |

#### Marking systems

|  |       |  |
|--|-------|--|
|  | DEK 5 |  |
|--|-------|--|

Detailed information on all versions in chapter accessories.



|                       |
|-----------------------|
| <b>18 x 58 x 67.5</b> |
| <b>125 / 50</b>       |
| <b>6 ... 50</b>       |

IEC 60947-7-1 EEx e II Ex II 2 G D


| IEC  | UL        | CSA       | EN 50019 |
|------|-----------|-----------|----------|
| 1000 | 600       | 600       | 550      |
| 125  | 100       | 145       | 109      |
| 35   | AWG 6...2 | AWG 6...2 | 35       |

B9 / 5VA

| Rated connection  | Additional connection |
|-------------------|-----------------------|
| 6...16 / 16...50  |                       |
| 10...35 / 10...35 |                       |
| 5,0 (M 6)         |                       |
| 20 / 6.5 x 1.2    |                       |

Installation of the QL side by side use a TW/AP.

| Type       | Qty. | Order No.  |
|------------|------|------------|
| SAK 35 KRG | 20   | 0303520000 |



|                       |
|-----------------------|
| <b>18 x 58 x 67.5</b> |
| <b>125 / 50</b>       |
| <b>6 ... 50</b>       |

IEC 60947-7-1 EEx e II Ex II 2 G D

| IEC  | UL        | CSA       | EN 50019 |
|------|-----------|-----------|----------|
| 1000 | 600       | 600       | 550      |
| 125  | 100       | 145       | 109      |
| 35   | AWG 6...2 | AWG 6...2 | 35       |

B9 / 5VA

| Rated connection    | Additional connection |
|---------------------|-----------------------|
| 6...16 / 16...50    |                       |
| 10...35 / 10...35   |                       |
| 5,0 (M 6)           |                       |
| 20 / S 4 (DIN 6911) |                       |

Installation of the QL side by side use a TW/AP.

| Type          | Qty. | Order No.  |
|---------------|------|------------|
| SAK 35/IK KRG | 20   | 0476520000 |

#### Cross-connection, screwable

|                 |     |            |            |
|-----------------|-----|------------|------------|
| QL 2 SAK35      | 99  | 20         | 0123600000 |
| QL 3 SAK35      | 99  | 20         | 0123700000 |
| QL 4 SAK35      | 99  | 20         | 0123800000 |
| QL 10 SAK35     | 99  | 20         | 0338600000 |
| VH 17/8/5 SAK35 | 50  | 0267000000 |            |
| BFSC M4X30      | 50  | 0267100000 |            |
| SS M4 D 128-A 4 | 100 | 0136400000 |            |

#### Cross-connection saddle

|                   |    |            |
|-------------------|----|------------|
| VL 2 SAK35        | 50 | 0124000000 |
| VH 24.5/8/5 SAK35 | 50 | 0298700000 |
| BFSC M4X35        | 50 | 0298900000 |

#### Socket / Test plug

|                      |    |            |
|----------------------|----|------------|
| STB 16/D7/4/M4 SAK35 | 50 | 0140200000 |
| PS 4 F.STB 4         | 20 | 0299600000 |

#### End plate

|                 |   |    |            |
|-----------------|---|----|------------|
| AP SAK35 KRG    | 3 | 10 | 0303620000 |
| AP SAK35 KRG/BL | 3 | 10 | 0303670000 |

#### Partition / Partition disc

|              |   |    |            |
|--------------|---|----|------------|
| TW SAK35 KRG | 3 | 20 | 0304320000 |
|--------------|---|----|------------|

#### Cover / fixing screw (plastic)

|                  |     |            |
|------------------|-----|------------|
| AD 4 SAK35       | 50  | 0178700000 |
| BFSC M4X32 PA/RT | 100 | 0129100000 |

#### Marking systems

|       |  |
|-------|--|
| DEK 5 |  |
|-------|--|


Detailed information on all versions in chapter accessories.



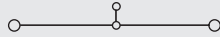
# Modular feed-through terminal

**SAK 35 N**

**35 mm<sup>2</sup>**



**16 x 58 x 67.5**  
**125 / 50**  
**2.5 ... 50**



IEC 60947-7-1

| IEC      | UL         | CSA        | EN 50019 |
|----------|------------|------------|----------|
| 1000     | 600        | 600        |          |
| 125      | 100        | 120        |          |
| 35       | AWG 12...2 | AWG 12...2 |          |
| 8 / 3    |            |            |          |
| B8 / 5VA |            |            |          |



| Rated connection    | Additional connection |
|---------------------|-----------------------|
| 2.5...16 / 4...50   |                       |
| 2.5...35 / 1.5...35 |                       |
| 4.0...5.0 (M 6)     |                       |
| 18 / 6.5 x 1.2      |                       |

Installation of the QL side by side use a TW/AP.

| Type        | Qty. | Order No.  |
|-------------|------|------------|
| SAK 35N KRG | 20   | 0550620000 |

| Type            | Current [A] | Qty. | Order No.  |
|-----------------|-------------|------|------------|
| QL 2 SAK35N     | 99          | 50   | 0564900000 |
| QL 3 SAK35N     | 99          | 50   | 0565000000 |
| QL 4 SAK35N     | 99          | 50   | 0565100000 |
| QL 10 SAK35N    | 99          | 20   | 0565200000 |
| VH 17/8/5 SAK35 | 50          | 50   | 0267000000 |
| BFSC M4X30      | 50          | 50   | 0267100000 |
| SS M4 D 128-A 4 | 100         | 50   | 0136400000 |


| Type                 | Current [A] | Qty. | Order No.  |
|----------------------|-------------|------|------------|
| STB 16/D7/4/M4 SAK35 | 50          | 50   | 0140200000 |
| PS 4 F.STB 4         | 20          | 20   | 0299600000 |
| Width [mm]           |             |      |            |
| AP SAK35 KRG         | 3           | 10   | 0303620000 |
| AP SAK35 KRG/BL      | 3           | 10   | 0303670000 |
| Width [mm]           |             |      |            |
| TW SAK35 KRG         | 3           | 20   | 0304320000 |

| Type             | Current [A] | Qty. | Order No.  |
|------------------|-------------|------|------------|
| AD 4 SAK35N      | 50          | 50   | 0576700000 |
| BFSC M4X32 PA/RT | 100         | 50   | 0129100000 |

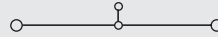
DEK 5

**SAK 70**

**70 mm<sup>2</sup>**



**22 x 75 x 79.5**  
**192 / 70**  
**16 ... 70**



IEC 60947-7-1

| IEC       | UL          | CSA         | EN 50019 |
|-----------|-------------|-------------|----------|
| 1000      | 600         | 600         |          |
| 192       | 145         | 150         |          |
| 70        | AWG 4...2/0 | AWG 4...2/0 |          |
| 8 / 3     |             |             |          |
| B11 / 5VA |             |             |          |



| Rated connection   | Additional connection |
|--------------------|-----------------------|
| 16...16 / 16...70  |                       |
| 16...70 / 16...35  |                       |
| 6.0...12 (M 8)     |                       |
| 24 / S6 (DIN 6911) |                       |

Tightening torque 12 Nm for H07V-R70 wire.

| Type          | Qty. | Order No.  |
|---------------|------|------------|
| SAK 70 KRG    | 10   | 0340820000 |
| SAK 70 KRG/BL | 10   | 0340870000 |

| Type                 | Current [A] | Qty. | Order No.  |
|----------------------|-------------|------|------------|
| QL 2 SAK70           | 192         | 20   | 0345300000 |
| QL 3 SAK70           | 192         | 5    | 0167000000 |
| VH 30.5/11/5.5 SAK70 | 20          | 20   | 0345500000 |
| BFSC M5X45           | 20          | 20   | 0345600000 |
| SS M5 D 128-A 5      | 50          | 50   | 0346100000 |

| Type                 | Current [A] | Qty. | Order No.  |
|----------------------|-------------|------|------------|
| STB 16/D7/4/M5 SAK70 | 50          | 50   | 0385400000 |
| PS 4 F.STB 4         | 20          | 20   | 0299600000 |
| Width [mm]           |             |      |            |
| AP 70 SAK70 KRG      | 4           | 10   | 0340920000 |


Width [mm]

| Type             | Current [A] | Qty. | Order No.  |
|------------------|-------------|------|------------|
| AD 3 SAK70       | 10          | 10   | 0344300000 |
| BFSC M5X45 PA/NA | 50          | 50   | 0344400000 |

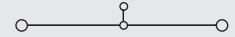
DEK 5

**SAK 95**

**95 mm<sup>2</sup>**



**28 x 83.5 x 100.5**  
**232 / 120**  
**16 ... 120**



IEC 60947-7-1

| IEC       | UL          | CSA         | EN 50019 |
|-----------|-------------|-------------|----------|
| 1000      | 600         | 600         |          |
| 232       | 190         | 260         |          |
| 95        | AWG 6...3/0 | AWG 6...3/0 |          |
| 8 / 3     |             |             |          |
| B13 / 5VA |             |             |          |



| Rated connection   | Additional connection |
|--------------------|-----------------------|
| 16...16 / 16...120 |                       |
| 16...95 / 10...35  |                       |
| 16...20 (M 10)     |                       |
| 30 / S8 (DIN 6911) |                       |

Installation of the QL side by side use a TW/AP.

| Type       | Qty. | Order No.  |
|------------|------|------------|
| SAK 95 KRG | 10   | 0550520000 |

| Type                | Current [A] | Qty. | Order No.  |
|---------------------|-------------|------|------------|
| QL 2 SAKG28         | 10          | 50   | 0551200000 |
| QL 3 SAKG28         | 5           | 5    | 0407600000 |
| QL 4 SAKG28         | 5           | 5    | 0407700000 |
| VH 35/11/5.5 SAK95  | 10          | 10   | 0551100000 |
| KISC M5X50/26 SAK95 | 20          | 20   | 0630200000 |

| Type                 | Current [A] | Qty. | Order No.  |
|----------------------|-------------|------|------------|
| STB 16/D7/4/M5 SAK70 | 50          | 50   | 0385400000 |
| PS 4 F.STB 4         | 20          | 20   | 0299600000 |
| Width [mm]           |             |      |            |
| AP SAK95 KRG         | 3           | 10   | 0550920000 |

Width [mm]

| Type             | Current [A] | Qty. | Order No.  |
|------------------|-------------|------|------------|
| BFSC M5X45 PA/NA | 50          | 50   | 0344400000 |

DEK 5

# Modular 2-tier terminals

TS 32 / PA

DK 4

4 mm<sup>2</sup>

DK 4 Q

4 mm<sup>2</sup>

TS 32 / PA

B

When using ATEX certified components in hazardous area applications the installation instructions and the rated data for accessories in the technical appendix must be considered.

|   |                   |
|---|-------------------|
| <b>Width/Length/Height with TS32</b>    | mm                |
| Max. current / max. cond. cross-section | A/mm <sup>2</sup> |
| Max. clamping range                     | mm <sup>2</sup>   |

|                   |  |
|-------------------|--|
| <b>6 x 54</b>     |  |
| <b>41 / 6</b>     |  |
| <b>0.13 ... 6</b> |  |

|                      |  |
|----------------------|--|
| <b>6 x 54 x 59.5</b> |  |
| <b>41 / 6</b>        |  |
| <b>0.13 ... 6</b>    |  |

## Technical data

| Rated data  |                 |
|---|-----------------|
| Rated voltage   | V               |
| Rated current   | A               |
| Rated cross-section                                     | mm <sup>2</sup> |
| Rated impulse voltage / Pollution severity              | kV/-            |
| Plug gauge IEC 60-947-1 / flammability class acc. UL 94 |                 |
| Approvals   |                 |

IEC 60947-7-1 EEx e II II 2 G D

| IEC     | UL          | CSA         | EN 50019 |
|---------|-------------|-------------|----------|
| 500     | 300         | 300         | 275      |
| 32      | 27          | 10          | 28       |
| 4       | AWG 22...12 | AWG 26...10 | 4        |
| 6 / 3   |             |             |          |
| A3 / V2 |             |             |          |

SIRA 02ATEX3316 U

IEC 60947-7-1 EEx e II II 2 G D

| IEC     | UL          | CSA         | EN 50019 |
|---------|-------------|-------------|----------|
| 500     | 300         | 300         | 275      |
| 32      | 27          | 10          | 28       |
| 4       | AWG 22...12 | AWG 26...10 | 4        |
| 6 / 3   |             |             |          |
| A3 / V2 |             |             |          |

SIRA 02ATEX3316 U

| Clampable conductors (H05V/H07V)         |                 |
|--|-----------------|
| Solid / stranded                         | mm <sup>2</sup> |
| Flexible / flexible w. wire end ferrule  | mm <sup>2</sup> |
| Tightening torque range (clamping screw) | Nm              |
| Stripping length / blade size            | mm / -          |

| Rated connection    | Additional connection |
|---------------------|-----------------------|
| 0.5...6 / 0.5...4   |                       |
| 0.5...4 / 0.5...2.5 |                       |
| 0.6...0.8 (M 3)     |                       |
| 9 / 3.5 x 0.6       |                       |

| Rated connection    | Additional connection |
|---------------------|-----------------------|
| 0.5...6 / 0.5...4   |                       |
| 0.5...4 / 0.5...2.5 |                       |
| 0.6...0.8 (M 3)     |                       |
| 9 / 3.5 x 0.6       |                       |

| 2 clampable conductors of equal cross-section |                 |
|---|-----------------|
| Solid / stranded                              | mm <sup>2</sup> |
| Flexible / flexible w. wire end ferrule       | mm <sup>2</sup> |

|                       |  |
|-----------------------|--|
| 0.5...1.5             |  |
| 0.5...1.5 / 0.5...1.5 |  |

|                       |  |
|-----------------------|--|
| 0.5...1.5             |  |
| 0.5...1.5 / 0.5...1.5 |  |

## Information

## Order data

| Version |       |
|---------|-------|
|         | beige |
|         | blue  |

| Type    | Qty. | Order No.  |
|---------|------|------------|
| DK 4    | 100  | 0355460000 |
| DK 4 BL | 100  | 0355480000 |

| Type        | Qty. | Order No.  |
|-------------|------|------------|
| DK 4Q/32    | 100  | 0590060000 |
| DK 4Q/32 BL | 100  | 0590080000 |

## Information

## Accessories

| Cross-connection, screwable |                   |
|-----------------------------|-------------------|
|                             | 2-pole            |
|                             | 3-pole            |
|                             | 4-pole            |
|                             | 10-pole           |
|                             | Connecting sleeve |
|                             | Fixing screw      |
|                             | Fuse cartridges   |

| Type      | Current [A] | Qty. | Order No.  |
|-----------|-------------|------|------------|
| Q 2 AKZ4  | 32          | 50   | 0336400000 |
| Q 3 AKZ4  | 32          | 50   | 0336500000 |
| Q 4 AKZ4  | 32          | 50   | 0336600000 |
| Q 10 AKZ4 | 32          | 20   | 0368600000 |

| Type      | Current [A] | Qty. | Order No.  |
|-----------|-------------|------|------------|
| Q 2 AKZ4  | 32          | 50   | 0336400000 |
| Q 3 AKZ4  | 32          | 50   | 0336500000 |
| Q 4 AKZ4  | 32          | 50   | 0336600000 |
| Q 10 AKZ4 | 32          | 20   | 0368600000 |

| Cross-connection saddle |                         |
|-------------------------|-------------------------|
|                         | Cross-connection saddle |
|                         | Connecting sleeve       |
|                         | Fixing screw            |

| Socket / Test plug |           |
|--------------------|-----------|
|                    | Socket    |
|                    | Test plug |

| Type                    | Qty. | Order No.  |
|-------------------------|------|------------|
| STB 8.5/D4/2.3/M2.5 AKZ | 50   | 0215700000 |
| PS 2.3 RT               | 20   | 0180400000 |

| Type                    | Qty. | Order No.  |
|-------------------------|------|------------|
| STB 8.5/D4/2.3/M2.5 AKZ | 50   | 0215700000 |
| PS 2.3 RT               | 20   | 0180400000 |

| End plate |       |
|-----------|-------|
|           | beige |
|           | blue  |

| Type       | Width [mm] | Qty. | Order No.  |
|------------|------------|------|------------|
| AP DK4Q    | 1.5        | 20   | 1397160000 |
| AP DK4Q BL | 1.5        | 20   | 1397180000 |

| Type       | Width [mm] | Qty. | Order No.  |
|------------|------------|------|------------|
| AP DK4Q    | 1.5        | 20   | 1397160000 |
| AP DK4Q BL | 1.5        | 20   | 1397180000 |

| Partition / Partition disc |                |
|----------------------------|----------------|
|                            | beige          |
|                            | blue           |
|                            | Partition disc |

| Type          | Width [mm] | Qty. | Order No.  |
|---------------|------------|------|------------|
| WTW EN        | 3          | 20   | 1058800000 |
| TSCH 6 DKI S4 | 5          | 100  | 0190260000 |

| Type          | Width [mm] | Qty. | Order No.  |
|---------------|------------|------|------------|
| WTW EN        | 3          | 20   | 1058800000 |
| TSCH 6 DKI S4 | 5          | 100  | 0190260000 |

| Cover / fixing screw (plastic) |                        |
|--------------------------------|------------------------|
|                                | Cover                  |
|                                | Fixing screw (plastic) |


## Marking systems

Detailed information on all versions in chapter accessories.

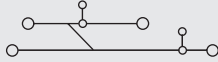
# Modular 2-tier terminals

DK 4 QV

4 mm<sup>2</sup>



6 x 54 x 59.5  
41 / 6  
0.13 ... 6



IEC 60947-7-1

EEx e II  II 2 G D

| IEC     | UL          | CSA         | EN 50019 |
|---------|-------------|-------------|----------|
| 500     | 300         | 300         | 275      |
| 32      | 27          | 10          | 28       |
| 4       | AWG 22...12 | AWG 26...12 | 4        |
| 6 / 3   |             |             |          |
| A3 / V2 |             |             |          |



SIRA 02ATEX3316 U

| Rated connection    | Additional connection |
|---------------------|-----------------------|
| 0.5...6 / 0.5...4   |                       |
| 0.5...4 / 0.5...2,5 |                       |
| 0.6...0.8 (M 3)     |                       |
| 8 / 3.5 x 0.6       |                       |

|                       |  |
|-----------------------|--|
| 0.5...1.5             |  |
| 0.5...1.5 / 0.5...1.5 |  |

| Type         | Qty. | Order No.  |
|--------------|------|------------|
| DK 4QV/32    | 100  | 0590260000 |
| DK 4QV/32 BL | 100  | 0590280000 |

| Type      | Current [A] | Qty. | Order No.  |
|-----------|-------------|------|------------|
| Q 2 AKZ4  | 32          | 50   | 0336400000 |
| Q 3 AKZ4  | 32          | 50   | 0336500000 |
| Q 4 AKZ4  | 32          | 50   | 0336600000 |
| Q 10 AKZ4 | 32          | 20   | 0368600000 |

|                         |    |            |
|-------------------------|----|------------|
| STB 8.5/D4/2.3/M2.5 AKZ | 50 | 0215700000 |
| PS 2.3 RT               | 20 | 0180400000 |

Width [mm]

|            |     |    |            |
|------------|-----|----|------------|
| AP DK4Q    | 1.5 | 20 | 1397160000 |
| AP DK4Q BL | 1.5 | 20 | 1397180000 |

Width [mm]

|        |   |    |            |
|--------|---|----|------------|
| WTW EN | 3 | 20 | 1058800000 |
|--------|---|----|------------|

|               |   |     |            |
|---------------|---|-----|------------|
| TSCH 6 DKI S4 | 5 | 100 | 0190260000 |
|---------------|---|-----|------------|

|           |    |            |
|-----------|----|------------|
| AD 4 AKZ4 | 50 | 0303400000 |
|-----------|----|------------|

|                    |     |            |
|--------------------|-----|------------|
| BFSC M2.5X18 PA/RT | 100 | 0303300000 |
|--------------------|-----|------------|

# Modular PE terminals

TS 32 / PA

EK 2.5N

2.5 mm<sup>2</sup>

EK 4

4 mm<sup>2</sup>

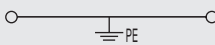
TS 32 / PA

B

When using ATEX certified components in hazardous area applications the installation instructions and the rated data for accessories in the technical appendix must be considered.

|   |                   |
|---|-------------------|
| <b>Width/Length/Height with TS32</b>    | mm                |
| Max. current / max. cond. cross-section | A/mm <sup>2</sup> |
| Max. clamping range                     | mm <sup>2</sup>   |

|                        |
|------------------------|
| <b>6 x 36.5 x 46.5</b> |
| <b>/ 4</b>             |
| <b>0.33 ... 4</b>      |



|                      |
|----------------------|
| <b>8 x 40 x 51.5</b> |
| <b>/ 6</b>           |
| <b>0.33 ... 6</b>    |



## Technical data

| Rated data  |                 |
|---|-----------------|
| Rated cross-section                                     | mm <sup>2</sup> |
| Rated voltage for adjacent terminal                     | V               |
| Rated impulse voltage / Pollution severity              | kV              |
| Short-duration withstand current                        | A               |
| Pollution severity                                      |                 |
| Plug gauge IEC 60-947-1 / flammability class acc. UL 94 |                 |
| Approvals   |                 |

IEC 60947-7-2 EEx e II  II 2 G D

| IEC | UL                           | CSA          | EN 50019 |
|-----|------------------------------|--------------|----------|
| 2.5 | AWG 22... 12                 | AWG 26... 10 | 2.5      |
| 800 |                              |              |          |
| 8   |                              |              |          |
|     | 300 A (2.5 mm <sup>2</sup> ) |              |          |
|     | 3                            |              |          |
|     | A3 / V2                      |              |          |

IEC 60947-7-2 EEx e II  II 2 G D

| IEC | UL                         | CSA          | EN 50019 |
|-----|----------------------------|--------------|----------|
| 4   | AWG 22... 12               | AWG 26... 10 | 4        |
| 800 |                            |              |          |
| 8   |                            |              |          |
|     | 480 A (4 mm <sup>2</sup> ) |              |          |
|     | 3                          |              |          |
|     | A4 / V2                    |              |          |

| Clampable conductors (H05V/H07V)         |                 |
|--|-----------------|
| Solid / stranded                         | mm <sup>2</sup> |
| Flexible / flexible w. wire end ferrule  | mm <sup>2</sup> |
| Tightening torque range (clamping screw) | Nm              |
| Tightening torque range (fixing screw)   | Nm              |
| Stripping length / blade size            | mm / -          |

| Rated connection    | Additional connection |
|---------------------|-----------------------|
| 0.5...4 / 0.5...2.5 |                       |
| 0.5...4 / 0.5...2.5 |                       |
| 0.4...0.8 (M 2.5)   |                       |
| 0.5...0.8 (M 3)     |                       |
| 10 / 3.5 x 0.6      |                       |

| Rated connection  | Additional connection |
|-------------------|-----------------------|
| 0.5...6 / 0.5...4 |                       |
| 0.5...4 / 0.5...4 |                       |
| 0.5...1.0 (M 3)   |                       |
| 0.5...1.0 (M 3)   |                       |
| 12 / 3.5 x 0.6    |                       |

| 2 clampable conductors of equal cross-section |                 |
|---|-----------------|
| Solid / stranded                              | mm <sup>2</sup> |
| Flexible / flexible w. wire end ferrule       | mm <sup>2</sup> |

| Information |  |
|-------------|--|
|             |  |

| Information |  |
|-------------|--|
|             |  |

## Order data

| Version      |
|--------------|
| green/yellow |

| Type    | Qty. | Order No.  |
|---------|------|------------|
| EK 2.5N | 100  | 0474360000 |

| Type | Qty. | Order No.  |
|------|------|------------|
| EK 4 | 100  | 0354560000 |

| Information |
|-------------|
|             |

| Information |
|-------------|
|             |

## Accessories

| Rail support   |                |
|--|----------------|
| Type   | Qty. Order No. |
| SH 2   | 10 0494920000  |
| Marking systems  |                |
| DEK 6  |                |
| For detailed information on other accessories and applications see "Accessories" |                |

| Rail support    |                |
|-----------------|----------------|
| Type            | Qty. Order No. |
| SH 2            | 10 0494920000  |
| Marking systems |                |
| DEK 6,5         |                |

| Rail support    |                |
|-----------------|----------------|
| Type            | Qty. Order No. |
| SH 2            | 10 0494920000  |
| Marking systems |                |
| DEK 6,5         |                |

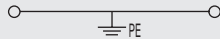
# Modular PE terminals

**EK 10**

**10 mm<sup>2</sup>**



**10 x 40 x 51.5**  
**/ 10**  
**0.5 ... 10**



IEC 60947-7-2

EEx e II II 2 G D

| IEC | UL                         | CSA        | EN 50019 |
|-----|----------------------------|------------|----------|
| 10  | AWG 14...6                 | AWG 14...6 | 10       |
| 800 |                            |            |          |
| 8   |                            |            |          |
|     | 720 A (6 mm <sup>2</sup> ) |            |          |
|     | 3                          |            |          |
|     | B6 / V2                    |            |          |



KEMA 97ATEX1798 U

| Rated connection    | Additional connection |
|---------------------|-----------------------|
| 0.5...10 / 1.5...6  |                       |
| 0.5...10 / 0.5...10 |                       |
| 1.2...2.4 (M4)      |                       |
| 0.5...1.0 (M3)      |                       |
| 12 / 5.5 x 1.0      |                       |

| Type  | Qty. | Order No.  |
|-------|------|------------|
| EK 10 | 100  | 0354660000 |

| Type | Qty. | Order No.  |
|------|------|------------|
| SH 2 | 10   | 0494920000 |

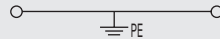
DEK 5

**EK 16**

**16 mm<sup>2</sup>**



**12 x 50 x 57.5**  
**/ 16**  
**1.5 ... 16**



IEC 60947-7-2

| IEC | UL                           | CSA        | EN 50019 |
|-----|------------------------------|------------|----------|
| 16  | AWG 12...4                   | AWG 10...4 |          |
| 800 |                              |            |          |
| 8   |                              |            |          |
|     | 1920 A (16 mm <sup>2</sup> ) |            |          |
|     | 3                            |            |          |
|     | B6 / V2                      |            |          |



| Rated connection    | Additional connection |
|---------------------|-----------------------|
| 2.5...16 / 2.5...16 |                       |
| 2.5...16 / 4...16   |                       |
| 1.2...2.4 (M4)      |                       |
| 0.8...1.6 (M3.5)    |                       |
| 16 / 5.5 x 1.0      |                       |

| Type  | Qty. | Order No.  |
|-------|------|------------|
| EK 16 | 50   | 0374660000 |

| Type | Qty. | Order No.  |
|------|------|------------|
| SH 2 | 10   | 0494920000 |

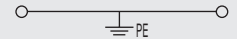
DEK 5

**EK 35**

**35 mm<sup>2</sup>**



**16 x 58 x 67.5**  
**/ 50**  
**3.31 ... 50**



IEC 60947-7-2

EEx e II II 2 G D

| IEC | UL                           | CSA        | EN 50019 |
|-----|------------------------------|------------|----------|
| 35  | AWG 10...2                   | AWG 10...2 | 35       |
| 800 |                              |            |          |
| 8   |                              |            |          |
|     | 4200 A (35 mm <sup>2</sup> ) |            |          |
|     | 3                            |            |          |
|     | B9 / V2                      |            |          |



KEMA 97ATEX1798 U

| Rated connection  | Additional connection |
|-------------------|-----------------------|
| 6...16 / 16...50  |                       |
| 10...35 / 10...35 |                       |
| 4.0...6.0 (M6)    |                       |
| 0.8...1.6 (M3.5)  |                       |
| 20 / 6.5 x 1.0    |                       |

| Type  | Qty. | Order No.  |
|-------|------|------------|
| EK 35 | 20   | 0354760000 |

| Type | Qty. | Order No.  |
|------|------|------------|
| SH 2 | 10   | 0494920000 |

DEK 5

For application with a 50 mm<sup>2</sup> wire use a TS 35/15 Cu rail.

TS 32 / PA

**B**

# Modular PE terminals

TS 32

EK 2

10 mm<sup>2</sup>

SAKE 35

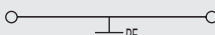
35 mm<sup>2</sup>

TS 32



B

When using ATEX certified components in hazardous area applications the installation instructions and the rated data for accessories in the technical appendix must be considered.

|   |                   |
|---|-------------------|
| <b>Width/Length/Height with TS32</b>    | mm                |
| Max. current / max. cond. cross-section | A/mm <sup>2</sup> |
| Max. clamping range                     | mm <sup>2</sup>   |

|                       |  |
|-----------------------|--|
| <b>10.2 x 52 x 38</b> |  |
| <b>/ 10</b>           |  |
| <b>1.31 ... 10</b>    |  |

|                     |   |
|---------------------|---|
| <b>14 x 46 x 39</b> |   |
| <b>/ 35</b>         |  |
| <b>3.31 ... 35</b>  |   |



## Technical data

| Rated data  |                 |
|---|-----------------|
| Rated cross-section   | mm <sup>2</sup> |
| Rated voltage for adjacent terminal                               | V               |
| Rated impulse voltage / Pollution severity                        | kV              |
| Short-duration withstand current                                  | A               |
| Pollution severity  |                 |
| Plug gauge IEC 60-947-1 / flammability class acc. UL 94 Approvals |                 |

IEC 60947-7-2

| IEC                          | UL          | CSA         | EN 50019 |
|------------------------------|-------------|-------------|----------|
| 10                           | AWG 16... 8 | AWG 16... 8 |          |
| 1200 A (10 mm <sup>2</sup> ) |             |             |          |
| B6                           |             |             |          |

IEC 60947-7-2

| IEC                          | UL         | CSA        | EN 50019 |
|------------------------------|------------|------------|----------|
| 35                           | AWG 8... 2 | AWG 8... 2 |          |
| 4200 A (35 mm <sup>2</sup> ) |            |            |          |
| B8                           |            |            |          |

| Clampable conductors (H05V/H07V)         |                 |
|--|-----------------|
| Solid / stranded                         | mm <sup>2</sup> |
| Flexible / flexible w. wire end ferrule  | mm <sup>2</sup> |
| Tightening torque range (clamping screw) | Nm              |
| Tightening torque range (fixing screw)   | Nm              |
| Stripping length / blade size            | mm / -          |

| Rated connection | Additional connection |
|------------------|-----------------------|
| ...10 / 1.5...10 |                       |
| ...10 / 1.5...10 |                       |
| 1.2...2.4 (M 4)  |                       |
| 2.0...4.0 (M 5)  |                       |
| 14 / 5.5 x 1.0   |                       |

| Rated connection | Additional connection |
|------------------|-----------------------|
| ...35 / 6...35   |                       |
| ...16 / 10...35  |                       |
| 4.0...5.0 (M 6)  |                       |
| 2.0...4.0 (M 5)  |                       |
| 16 / 6.5 x 1.2   |                       |

| 2 clampable conductors of equal cross-section |                 |
|---|-----------------|
| Solid / stranded                              | mm <sup>2</sup> |
| Flexible / flexible w. wire end ferrule       | mm <sup>2</sup> |

| Information |
|-------------|
|             |

## Order data

| Version |
|---------|
|         |

| Type | Qty. | Order No.  |
|------|------|------------|
| EK 2 | 20   | 0323100000 |

| Type    | Qty. | Order No.  |
|---------|------|------------|
| SAKE 35 | 20   | 0144400000 |

| Information |
|-------------|
|             |

## Accessories

|  |
|--|
|  |
|--|

| Rail support |
|--------------|
|              |

| Type | Qty. | Order No.  |
|------|------|------------|
| SH 2 | 10   | 0494920000 |

| Type | Qty. | Order No.  |
|------|------|------------|
| SH 2 | 10   | 0494920000 |


| Marking systems |
|-----------------|
|                 |

For detailed information on other accessories and applications see "Accessories"

# Modular PE terminals

SAKE 70

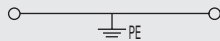
70 mm<sup>2</sup>



18 x 94 x 59.5

/ 70

10 ... 70



IEC 60947-7-2

| IEC | UL         | CSA        | EN 50019 |
|-----|------------|------------|----------|
| 70  | AWG 6... 0 | AWG 6... 0 |          |

B10



**Rated connection**

**Additional connection**

...70 / 10...70

...70 / 10...70

6.0...12 (M 8)

2.0...4.0 (M 5)

25

A copper TS 32 must be used when connecting conductors of 50 mm<sup>2</sup> or over.

| Type       | Qty. | Order No.  |
|------------|------|------------|
| SAKE 70/32 | 10   | 0213200000 |

| Type | Qty. | Order No.  |
|------|------|------------|
| SH 2 | 10   | 0494920000 |

A copper TS 32 rail must be used for connecting conductors &gt;= 50 mm<sup>2</sup>.

# Disconnect terminals

TS 32 / PA

SAKR

4 mm<sup>2</sup>

SAKR StB

4 mm<sup>2</sup>

TS 32 / PA



B

When using ATEX certified components in hazardous area applications the installation instructions and the rated data for accessories in the technical appendix must be considered.

|   |                   |
|---|-------------------|
| <b>Width/Length/Height with TS32</b>    | mm                |
| Max. current / max. cond. cross-section | A/mm <sup>2</sup> |
| Max. clamping range                     | mm <sup>2</sup>   |

|                        |  |
|------------------------|--|
| <b>6.5 x 42 x 40.5</b> |  |
| <b>10 / 4</b>          |  |
| <b>0.13 ... 4</b>      |  |

|                        |  |
|------------------------|--|
| <b>6.5 x 42 x 40.5</b> |  |
| <b>10 / 4</b>          |  |
| <b>0.13 ... 4</b>      |  |



## Technical data

| Rated data  |                 |
|---|-----------------|
| Rated voltage   | V               |
| Rated current   | A               |
| Rated cross-section                                     | mm <sup>2</sup> |
| Rated impulse voltage / Pollution severity              | kV/-            |
| Plug gauge IEC 60-947-1 / flammability class acc. UL 94 |                 |
| Approvals   |                 |
| Clampable conductors (H05V/H07V)                        |                 |
| Solid / stranded  | mm <sup>2</sup> |
| Flexible / flexible w. wire end ferrule                 | mm <sup>2</sup> |
| Tightening torque range (clamping screw)                | Nm              |
| Stripping length / blade size                           | mm / -          |
| 2 clampable conductors of equal cross-section           |                 |
| Solid / stranded  | mm <sup>2</sup> |
| Flexible / flexible w. wire end ferrule                 | mm <sup>2</sup> |
| Information   |                 |

| IEC 60947-7-1 / VDE 0100-537                          |             |                       |          |
|---|-------------|-----------------------|----------|
| IEC   | UL          | CSA                   | EN 50019 |
| 400   | 300         | 300                   |          |
| 10  | 10          | 10                    |          |
| 4   | AWG 26...12 | AWG 26...12           |          |
|   |             | 6 / 3                 |          |
|   |             | A3 / V2               |          |
| UL  |             |                       |          |
| Rated connection                                      |             | Additional connection |          |
| 0.5...4 / 1.5...4                                     |             |                       |          |
| 0.5...4 / 0.5...2.5                                   |             |                       |          |
| 0.5...1.0 (M3)  |             |                       |          |
| 8 / 3.5 x 0.6   |             |                       |          |
| Tightening torque for the test sockets 0.5 ... 0.7 Nm |             |                       |          |

| IEC 60947-7-1 / VDE 0100-537                          |             |                       |          |
|---|-------------|-----------------------|----------|
| IEC   | UL          | CSA                   | EN 50019 |
| 400   | 300         | 300                   |          |
| 10  | 10          | 10                    |          |
| 4   | AWG 26...12 | AWG 26...12           |          |
|   |             | 6 / 3                 |          |
|   |             | A3 / V2               |          |
| UL  |             |                       |          |
| Rated connection                                      |             | Additional connection |          |
| 0.5...4 / 1.5...4                                     |             |                       |          |
| 0.5...4 / 0.5...2.5                                   |             |                       |          |
| 0.5...1.0 (M3)  |             |                       |          |
| 8 / 3.5 x 0.6   |             |                       |          |
| Tightening torque for the test sockets 0.5 ... 0.7 Nm |             |                       |          |

## Order data

| Version     |       |
|-------------|-------|
|             | beige |
|             | blue  |
| Information |       |

| Type    | Qty. | Order No.  |
|---------|------|------------|
| SAKR    | 100  | 0412160000 |
| SAKR BL | 100  | 0412180000 |

| Type         | Qty. | Order No.  |
|--------------|------|------------|
| SAKR 2STB    | 100  | 0412260000 |
| SAKR 2STB BL | 100  | 0412280000 |

## Accessories

| Cross-connection, screwable                                  |                                  |
|--|----------------------------------|
|  | 2-pole                           |
|  | 3-pole                           |
|  | 4-pole                           |
|  | 10-pole                          |
|  | Connecting sleeve                |
|  | Fixing screw                     |
|  | Fuse cartridges                  |
| Cross-connection saddle                                      |                                  |
|  | Cross-connection saddle          |
|  | Connecting sleeve                |
|  | Fixing screw                     |
| Socket / Test plug   |                                  |
|  | Socket                           |
|  | Test plug                        |
| End plate  |                                  |
|  | beige                            |
|  | blue                             |
| Partition / Partition disc                                   |                                  |
|  | beige                            |
|  | for tropical applications / blue |
|  | Partition disc                   |
| Cover / fixing screw (plastic)                               |                                  |
|  | Cover                            |
|  | Fixing screw (plastic)           |
| Marking systems  |                                  |
|  | DEK 6,5                          |
| Detailed information on all versions in chapter accessories. |                                  |

| Type   | Current [A] | Qty. | Order No.  |
|--|-------------|------|------------|
| QB 2 WI RA6 IS   | 27          | 50   | 0482700000 |
| QB 3 WI RA6 IS   | 27          | 50   | 0482800000 |
| QB 4 WI RA6 IS   | 27          | 50   | 0482900000 |
| Width [mm]   |             |      |            |
| AP SAKR BE   | 1.5         | 20   | 0211360000 |
| AP SAKR BL   | 1.5         | 20   | 0211380000 |
| Width [mm]   |             |      |            |
| TW SAK2.5 HP/TF/GE/1   | 1           | 20   | 0297100000 |
| QB 25 blank, see chapter accessories. To use twin ferrules ZH 0,5 to ZH 1,5 is possible. |             |      |            |

| Type   | Current [A] | Qty. | Order No.  |
|--|-------------|------|------------|
| QB 2 WI RA6 IS   | 27          | 50   | 0482700000 |
| QB 3 WI RA6 IS   | 27          | 50   | 0482800000 |
| QB 4 WI RA6 IS   | 27          | 50   | 0482900000 |
| Width [mm]   |             |      |            |
| AP SAKR BE   | 1.5         | 20   | 0211360000 |
| AP SAKR BL   | 1.5         | 20   | 0211380000 |
| Width [mm]   |             |      |            |
| TW SAK2.5 HP/TF/GE/1   | 1           | 20   | 0297100000 |
| QB 25 blank, see chapter accessories. To use twin ferrules ZH 0,5 to ZH 1,5 is possible. |             |      |            |



# Disconnect terminals

**SAKR-D**

**4 mm<sup>2</sup>**



**6.5 x 42 x 40.5**  
**10 / 4**  
**0.13 ... 4**



IEC 60947-7-1 / VDE 0100-537

| IEC | UL          | CSA         | EN 50019 |
|-----|-------------|-------------|----------|
| 250 | 300         | 300         |          |
| 10  | 10          | 10          |          |
| 4   | AWG 26...12 | AWG 22...12 |          |
|     | 6 / 3       |             |          |
|     | A3 / V2     |             |          |



| Rated connection    | Additional connection |
|---------------------|-----------------------|
| 0.5...4 / 1.5...4   |                       |
| 0.5...4 / 0.5...2.5 |                       |
| 0.5...1.0 (M3)      |                       |
| 8 / 3.5 x 0.6       |                       |

Tightening torque for the test sockets 0.5 ... 0.7 Nm

| Type           | Qty. | Order No.  |
|----------------|------|------------|
| SAKR D 2STB2.3 | 50   | 0413160000 |

| Type           | Current [A] | Qty. | Order No.  |
|----------------|-------------|------|------------|
| QB 2 WI RA6 IS | 27          | 50   | 0482700000 |
| QB 3 WI RA6 IS | 27          | 50   | 0482800000 |
| QB 4 WI RA6 IS | 27          | 50   | 0482900000 |

|                        |     |            |            |
|------------------------|-----|------------|------------|
| STB 6/D3.7/2.3/M3 SAKR | 100 | 0379400000 |            |
| PS 2.3 RT              | 20  | 0180400000 |            |
| <b>Width [mm]</b>      |     |            |            |
| AP SAKR BE             | 1.5 | 20         | 0211360000 |
| AP SAKR BL             | 1.5 | 20         | 0211380000 |
| <b>Width [mm]</b>      |     |            |            |
| TW SAK2.5              | 2.5 | 20         | 0302860000 |
| TW SAK2.5 BL           | 1.5 | 20         | 0302880000 |


DEK 6,5

**DKT 4**

**4 mm<sup>2</sup>**



**6 x 65 x 56.5**  
**10 / 4**  
**0.13 ... 4**



IEC 60947-7-1 / VDE 0100-537

| IEC | UL          | CSA         | EN 50019 |
|-----|-------------|-------------|----------|
| 400 | 300         | 300         |          |
| 10  | 10          | 10          |          |
| 4   | AWG 22...12 | AWG 26...12 |          |
|     | 6 / 3       |             |          |
|     | A3 / V2     |             |          |



| Rated connection    | Additional connection |
|---------------------|-----------------------|
| 0.5...4 / 1.5...4   |                       |
| 0.5...4 / 0.5...2.5 |                       |
| 0.5...1.0 (M3)      |                       |
| 9 / 3.5 x 0.6       |                       |

| Type  | Qty. | Order No.  |
|-------|------|------------|
| DKT 4 | 100  | 0687360000 |


| Type           | Current [A] | Qty. | Order No.  |
|----------------|-------------|------|------------|
| QB 2 WI RA6 IS | 27          | 50   | 0482700000 |
| QB 3 WI RA6 IS | 27          | 50   | 0482800000 |
| QB 4 WI RA6 IS | 27          | 50   | 0482900000 |

|                   |     |            |            |
|-------------------|-----|------------|------------|
| PS 2.3 RT         | 20  | 0180400000 |            |
| <b>Width [mm]</b> |     |            |            |
| AP DKT4 PA        | 1.5 | 20         | 0687560000 |
| <b>Width [mm]</b> |     |            |            |
| TW SAKS2 HP/DBR/2 | 2   | 20         | 0607000000 |

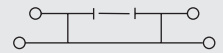
DEK 6

**DKT 4 V**

**4 mm<sup>2</sup>**



**6 x 65 x 56.5**  
**10 / 4**  
**0.13 ... 4**



IEC 60947-7-1 / VDE 0100-537

| IEC | UL      | CSA | EN 50019 |
|-----|---------|-----|----------|
| 400 |         |     |          |
| 10  |         |     |          |
| 4   |         |     |          |
|     | 6 / 3   |     |          |
|     | A3 / V2 |     |          |

| Rated connection    | Additional connection |
|---------------------|-----------------------|
| 0.5...4 / 1.5...4   |                       |
| 0.5...4 / 0.5...2.5 |                       |
| 0.5...1.0 (M3)      |                       |
| 9 / 3.5 x 0.6       |                       |

| Type        | Qty. | Order No.  |
|-------------|------|------------|
| DKT 4V 2STB | 50   | 1304860000 |

| Type           | Current [A] | Qty. | Order No.  |
|----------------|-------------|------|------------|
| QB 2 WI RA6 IS | 27          | 50   | 0482700000 |
| QB 3 WI RA6 IS | 27          | 50   | 0482800000 |
| QB 4 WI RA6 IS | 27          | 50   | 0482900000 |

|                   |     |            |            |
|-------------------|-----|------------|------------|
| PS 2.3 RT         | 20  | 0180400000 |            |
| <b>Width [mm]</b> |     |            |            |
| AP DKT4 PA        | 1.5 | 20         | 0687560000 |
| <b>Width [mm]</b> |     |            |            |
| TW SAKS2 HP/DBR/2 | 2   | 20         | 0607000000 |

DEK 6

# Disconnect terminals

TS 32 / KRG

SAKR

4 mm<sup>2</sup>

SAKR with socket

4 mm<sup>2</sup>

TS 32 / KRG


B

When using ATEX certified components in hazardous area applications the installation instructions and the rated data for accessories in the technical appendix must be considered.

|   |                   |
|---|-------------------|
| <b>Width/Length/Height with TS32</b>    | mm                |
| Max. current / max. cond. cross-section | A/mm <sup>2</sup> |
| Max. clamping range                     | mm <sup>2</sup>   |

|                        |  |
|------------------------|--|
| <b>6.5 x 42 x 40.5</b> |  |
| <b>10 / 4</b>          |  |
| <b>0.13 ... 4</b>      |  |

|                        |  |
|------------------------|--|
| <b>6.5 x 42 x 40.5</b> |  |
| <b>10 / 4</b>          |  |
| <b>0.13 ... 4</b>      |  |



## Technical data

| Rated data  |                 |
|---|-----------------|
| Rated voltage   | V               |
| Rated current   | A               |
| Rated cross-section                                     | mm <sup>2</sup> |
| Rated impulse voltage / Pollution severity              | kV/-            |
| Plug gauge IEC 60-947-1 / flammability class acc. UL 94 |                 |
| Approvals   |                 |
| Clampable conductors (H05V/H07V)                        |                 |
| Solid / stranded  | mm <sup>2</sup> |
| Flexible / flexible w. wire end ferrule                 | mm <sup>2</sup> |
| Tightening torque range (clamping screw)                | Nm              |
| Stripping length / blade size                           | mm / -          |
| 2 clampable conductors of equal cross-section           |                 |
| Solid / stranded  | mm <sup>2</sup> |
| Flexible / flexible w. wire end ferrule                 | mm <sup>2</sup> |
| Information   |                 |

| IEC 60947-7-1 / VDE 0100-537                          |                       |             |          |
|---|-----------------------|-------------|----------|
| IEC   | UL                    | CSA         | EN 50019 |
| 400   | 300                   | 300         |          |
| 10  | 10                    | 10          |          |
| 4   | AWG 26...12           | AWG 26...12 |          |
|   |                       | 6 / 3       |          |
|   |                       | A3 / 5VA    |          |
| UL  |                       |             |          |
| Rated connection                                      | Additional connection |             |          |
| 0.5...4 / 1.5...4                                     |                       |             |          |
| 0.5...4 / 0.5...2.5                                   |                       |             |          |
| 0.5...1.0 (M 3)                                       |                       |             |          |
| 8 / 3.5 x 0.6   |                       |             |          |
| Tightening torque for the test sockets 0.5 ... 0.7 Nm |                       |             |          |

| IEC 60947-7-1 / VDE 0100-537                          |                       |             |          |
|---|-----------------------|-------------|----------|
| IEC   | UL                    | CSA         | EN 50019 |
| 400   | 300                   | 300         |          |
| 10  | 10                    | 10          |          |
| 4   | AWG 26...12           | AWG 26...12 |          |
|   |                       | 6 / 3       |          |
|   |                       | A3 / 5VA    |          |
| UL  |                       |             |          |
| Rated connection                                      | Additional connection |             |          |
| 0.5...4 / 1.5...4                                     |                       |             |          |
| 0.5...4 / 0.5...2.5                                   |                       |             |          |
| 0.5...1.0 (M 3)                                       |                       |             |          |
| 8 / 3.5 x 0.6   |                       |             |          |
| Tightening torque for the test sockets 0.5 ... 0.7 Nm |                       |             |          |

## Order data

| Version     |        |
|-------------|--------|
|             | yellow |
|             | blue   |
| Information |        |

| Type        | Qty. | Order No.  |
|-------------|------|------------|
| SAKR KRG    | 100  | 0412120000 |
| Information |      |            |

| Type          | Qty. | Order No.  |
|---------------|------|------------|
| SAKR 2STB KRG | 100  | 0412220000 |
| Information   |      |            |

## Accessories

| Cross-connection, screwable                                  |                         |
|--|-------------------------|
|  | 2-pole                  |
|  | 3-pole                  |
|  | 4-pole                  |
|  | 10-pole                 |
|  | Connecting sleeve       |
|  | Fixing screw            |
|  | Fuse cartridges         |
| Cross-connection saddle                                      |                         |
|  | Cross-connection saddle |
|  | Connecting sleeve       |
|  | Fixing screw            |
| Socket / Test plug   |                         |
|  | Socket                  |
|  | Test plug               |
| End plate  |                         |
|  | yellow                  |
|  | blue                    |
| Partition / Partition disc                                   |                         |
|  | yellow                  |
|  | blue                    |
|  | Partition disc          |
| Cover / fixing screw (plastic)                               |                         |
|  | Cover                   |
|  | Fixing screw (plastic)  |
| Marking systems  |                         |
|  | DEK 6,5                 |
| Detailed information on all versions in chapter accessories. |                         |


| Type   | Current [A] | Qty. | Order No.  |
|--|-------------|------|------------|
| QB 2 WI RA6 IS   | 27          | 50   | 0482700000 |
| QB 3 WI RA6 IS   | 27          | 50   | 0482800000 |
| QB 4 WI RA6 IS   | 27          | 50   | 0482900000 |
| Width [mm]   |             |      |            |
| AP SAKR KRG  | 1.5         | 20   | 0211320000 |
| Width [mm]   |             |      |            |
| TW SAK2.5 HP/TF/GE/1   | 1           | 20   | 0297100000 |
| DEK 6,5  |             |      |            |
| QB 25 blank, see chapter accessories. To use twin ferrules ZH 0,5 to ZH 1,5 is possible. |             |      |            |

| Type   | Current [A] | Qty. | Order No.  |
|--|-------------|------|------------|
| QB 2 WI RA6 IS   | 27          | 50   | 0482700000 |
| QB 3 WI RA6 IS   | 27          | 50   | 0482800000 |
| QB 4 WI RA6 IS   | 27          | 50   | 0482900000 |
| Width [mm]   |             |      |            |
| AP SAKR KRG  | 1.5         | 20   | 0211320000 |
| Width [mm]   |             |      |            |
| TW SAK2.5 HP/TF/GE/1   | 1           | 20   | 0297100000 |
| DEK 6,5  |             |      |            |
| QB 25 blank, see chapter accessories. To use twin ferrules ZH 0,5 to ZH 1,5 is possible. |             |      |            |

# Disconnect terminals

**SAKC 4**

**4 mm<sup>2</sup>**



**6.5 x 40 x 51.5**  
**25 / 6**  
**0.33 ... 6**



IEC 60947-7-1

| IEC | UL          | CSA         | EN 50019 |
|-----|-------------|-------------|----------|
| 400 | 300         | 300         |          |
| 25  | 25          | 25          |          |
| 4   | AWG 22...12 | AWG 22...10 |          |
|     | 6 / 3       |             |          |
|     | A4 / 5VA    |             |          |



| Rated connection  | Additional connection |
|-------------------|-----------------------|
| 0.5...6 / 1.5...4 |                       |
| 0.5...4 / 0.5...4 |                       |
| 0.5...1.0 (M 3)   |                       |
| 12 / 3.5 x 0.6    |                       |

Tightening torque for the test sockets 0.5 ... 0.7 Nm

| Type       | Qty. | Order No.  |
|------------|------|------------|
| SAKC 4 KRG | 100  | 0340720000 |

SAKC4 2 STB 7 order no. 0340620000

| Type           | Current [A] | Qty. | Order No.  |
|----------------|-------------|------|------------|
| QB 2 WI RA6 IS | 27          | 50   | 0482700000 |
| QB 3 WI RA6 IS | 27          | 50   | 0482800000 |
| QB 4 WI RA6 IS | 27          | 50   | 0482900000 |

|                         |     |            |
|-------------------------|-----|------------|
| STB 7/D4/2.3/M3 ZB/SAKC | 100 | 0358500000 |
| PS 2.3 RT               | 20  | 0180400000 |

| Width [mm]        |     |    |            |
|-------------------|-----|----|------------|
| AP SAK4-10 KRG    | 1.5 | 20 | 0117920000 |
| AP SAK4-10 KRG/BL | 1.5 | 20 | 0117970000 |


| Width [mm]        |     |    |            |
|-------------------|-----|----|------------|
| TW SAK4-10 KRG    | 2.5 | 20 | 0130120000 |
| TW SAK4-10 KRG/BL | 2.5 | 20 | 0130170000 |

DEK 6,5

Dummy plug and pull out tool see chapter accessories

**SAKC 10**

**10 mm<sup>2</sup>**



**12 x 65 x 52.5**  
**27 / 10**  
**0.33 ... 10**



IEC 60947-7-1

| IEC | UL         | CSA         | EN 50019 |
|-----|------------|-------------|----------|
| 400 | 300        | 600         |          |
| 27  | 25         | 25          |          |
| 10  | AWG 22...8 | AWG 20...10 |          |
|     | 6 / 3      |             |          |
|     | B6 / 5VA   |             |          |



| Rated connection    | Additional connection |
|---------------------|-----------------------|
| 0.5...10 / 1.5...10 |                       |
| 0.5...10 / 0.5...10 |                       |
| 1.2...2.4 (M 4)     |                       |
| 12 / 5.5 x 1.0      |                       |

Tightening torque for the test sockets 1.2 Nm. Tightening torque for 10 mm<sup>2</sup> stranded with 1.6 Nm.

| Type           | Qty. | Order No.  |
|----------------|------|------------|
| SAKC 10 2STB   | 50   | 0324120000 |
| SAKC 10 STB/RE | 50   | 0324020000 |

| Type                 | Current [A] | Qty.       | Order No.  |
|----------------------|-------------|------------|------------|
| QL 2 SAKA10          | 36          | 50         | 0135500000 |
| QL 3 SAKA10          | 36          | 50         | 0135600000 |
| QL 4 SAKA10          | 36          | 50         | 0135700000 |
| QL 10 SAKA10         | 36          | 20         | 0338500000 |
| VH 13.6/7/4.2 SAKA10 | 50          | 50         | 0299700000 |
| BFSC M4X20           | 100         | 0362800000 |            |
| SS M4 D 128-A 4      | 100         | 0136400000 |            |

|                      |    |            |
|----------------------|----|------------|
| VH 13.6/7/4.2 SAKA10 | 50 | 0299700000 |
|----------------------|----|------------|

|                       |    |            |
|-----------------------|----|------------|
| STB 17/D6/4/M4 SAKC10 | 50 | 0147100000 |
| PS 4 F.STB 4          | 20 | 0299600000 |

| Width [mm]      |   |    |            |
|-----------------|---|----|------------|
| AP SAKB/C/T KRG | 3 | 20 | 0146720000 |

| Width [mm]  |   |    |            |
|-------------|---|----|------------|
| TW SAKB-C-T | 3 | 20 | 0242920000 |

DEK 6,5

Pull out force look under Accessories.

# Fuse terminals

## TS 32 / PA

TS 32 / PA

**B**

When using ATEX certified components in hazardous area applications the installation instructions and the rated data for accessories in the technical appendix must be considered.

|   |                   |
|---|-------------------|
| <b>Width/Length/Height with TS32</b>    | mm                |
| Max. current / max. cond. cross-section | A/mm <sup>2</sup> |
| Max. clamping range                     | mm <sup>2</sup>   |

### Technical data

| Rated data  |                 |
|---|-----------------|
| Rated voltage for adjacent terminal                               | V               |
| Rated current   | A               |
| Rated cross-section   | mm <sup>2</sup> |
| Rated impulse voltage / Pollution severity                        | kV/-            |
| Plug gauge IEC 60-947-1 / flammability class acc. UL 94 Approvals |                 |

| Clampable conductors (H05V/H07V)         |                 |
|--|-----------------|
| Solid / stranded                         | mm <sup>2</sup> |
| Flexible / flexible w. wire end ferrule  | mm <sup>2</sup> |
| Tightening torque range (clamping screw) | Nm              |
| Stripping length / blade size            | mm / -          |

| 2 clampable conductors of equal cross-section |                 |
|---|-----------------|
| Solid / stranded                              | mm <sup>2</sup> |
| Flexible / flexible w. wire end ferrule       | mm <sup>2</sup> |


### Information

### Order data

| Version |             |
|---------|-------------|
|         | without LED |

### Information

### Accessories

| Cross-connection  |         |
|---|---------|
|  | 2-pole  |
|   | 3-pole  |
|   | 4-pole  |
|   | 10-pole |

| Fuse cartridges    |
|--------------------|
| Rated voltage 250V |

| Fuse cartridges    |
|--------------------|
| Rated voltage 440V |

| Contact sleeve |
|----------------|
|                |


| Marking systems |
|-----------------|
|                 |

Detailed information on all versions in chapter accessories.

## KSKM 1

## 10 mm<sup>2</sup>

5 x 20



|              |
|--------------|
| 13 x 69 x 63 |
| 6.3 / 16     |
| 0.33 ... 16  |



| IEC      | UL          | CSA | EN 50019 |
|----------|-------------|-----|----------|
| 250      | 600         |     |          |
| 6.3      | 10          |     |          |
| 10       | AWG 22... 8 |     |          |
| B6 / V-0 |             |     |          |

| Rated connection |  | Additional connection |  |
|------------------|--|-----------------------|--|
| 0.5...16         |  |                       |  |
| 0.5...10         |  |                       |  |
| 1.2...2.4 (M 4)  |  |                       |  |
| 12 / 5.5 x 1.0   |  |                       |  |

| Type          | Qty. | Order No.  |
|---------------|------|------------|
| KSKM 1/32 G20 | 20   | 9509570000 |

| Type         | Current [A] | Qty. | Order No.  |
|--------------|-------------|------|------------|
| G 20/0.1A/F  |             | 10   | 0430300000 |
| G 20/0.2A/F  |             | 10   | 0430400000 |
| G 20/0.25A/F |             | 10   | 0430500000 |
| G 20/0.5A/F  |             | 10   | 0430600000 |
| G 20/0.63A/F |             | 10   | 0439000000 |
| G 20/1A/F    |             | 10   | 0430700000 |
| G 20/1.6A/F  |             | 10   | 0430800000 |
| G 20/2A/F    |             | 10   | 0430900000 |
| G 20/2.5A/F  |             | 10   | 0431000000 |
| G 20/3.15A/F |             | 10   | 0431100000 |
| G 20/4A/F    |             | 10   | 0431200000 |
| G 20/5A/F    |             | 10   | 0431300000 |


| Type            | Qty. | Order No.  |
|-----------------|------|------------|
| SBL/1912 PLATED | 10   | 0446100000 |

DEK 5

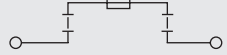
## KSKM 2

## 10 mm<sup>2</sup>

1 x 1/4



|              |
|--------------|
| 13 x 69 x 63 |
| 13 / 16      |
| 0.33 ... 16  |



| IEC      | UL          | CSA | EN 50019 |
|----------|-------------|-----|----------|
| 250      | 600         |     |          |
| 13       | 15          |     |          |
| 10       | AWG 22... 8 |     |          |
| B6 / V-0 |             |     |          |

| Rated connection |  |
|------------------|--|
| 0.5...16         |  |
| 0.5...10         |  |
| 1.2...2.4 (M 4)  |  |
| 12 / 5.5 x 1.0   |  |

| Type               | Qty. | Order No.  |
|--------------------|------|------------|
| KSKM 2/32 GZ 1X1/4 | 20   | 9509580000 |

| Type | Current [A] | Qty. | Order No. |
|------|-------------|------|-----------|
|      |             |      |           |
|      |             |      |           |
|      |             |      |           |
|      |             |      |           |
|      |             |      |           |
|      |             |      |           |
|      |             |      |           |
|      |             |      |           |
|      |             |      |           |
|      |             |      |           |
|      |             |      |           |
|      |             |      |           |
|      |             |      |           |
|      |             |      |           |
|      |             |      |           |
|      |             |      |           |
|      |             |      |           |
|      |             |      |           |
|      |             |      |           |
|      |             |      |           |
|      |             |      |           |
|      |             |      |           |
|      |             |      |           |

| Type            | Qty. | Order No.  |
|-----------------|------|------------|
| SBL/2111 PLATED | 10   | 0446200000 |


DEK 5

Fuse 1 x 1/4 aren't by Weidmüller available.

# Fuse terminals

**KDKS 1**

**4 mm<sup>2</sup>**



**8 x 73.5 x 55.6**

**6.3 / 4**

**0.33 ... 4**



IEC 60947-7-3 / VDE 0611-6

| IEC | UL           | CSA | EN 50019 |
|-----|--------------|-----|----------|
| 500 | 300          |     |          |
| 6.3 | 10           |     |          |
| 4   | AWG 22... 12 |     |          |
|     | 6 / 3        |     |          |
|     | A3 / V2      |     |          |



**Rated connection**

0.5...4 / 1.5...4

0.5...4 / 0.5...4

0.6...0.8 (M 3)

8 / 3.5 x 0.6

0.5...1.5

0.5...1.5 / 0.5...1.5

| Type      | Qty. | Order No.  |
|-----------|------|------------|
| KDKS 1/32 | 50   | 9503300000 |

| Type           | Current [A] | Qty. | Order No.  |
|----------------|-------------|------|------------|
| QB 2 WI RAB IS |             | 50   | 0461100000 |
| QB 3 WI RAB IS |             | 50   | 0461200000 |
| QB 4 WI RAB IS |             | 50   | 0461300000 |

|              |    |            |
|--------------|----|------------|
| G 20/0.1A/F  | 10 | 0430300000 |
| G 20/0.2A/F  | 10 | 0430400000 |
| G 20/0.25A/F | 10 | 0430500000 |
| G 20/0.5A/F  | 10 | 0430600000 |
| G 20/1A/F    | 10 | 0430700000 |
| G 20/1.6A/F  | 10 | 0430800000 |
| G 20/2A/F    | 10 | 0430900000 |
| G 20/2.5A/F  | 10 | 0431000000 |
| G 20/3.15A/F | 10 | 0431100000 |
| G 20/4.00A/F | 10 | 0431200000 |
| G 20/5.00A/F | 10 | 0431300000 |
| G 20/6.30A/F | 10 | 0431400000 |


DEK 8




# Fuse terminals

## SAKS 1 5x25

10 mm<sup>2</sup>



13 x 54 x 61  
10 / 16  
0.13 ... 16



| IEC | UL                        | CSA | EN 50019 |
|-----|---------------------------|-----|----------|
| 500 | 300                       | 600 |          |
| 10  | 6.3                       | 10  |          |
| 10  | AWG 22... 10 AWG 26... 10 |     |          |
|     | 6 / 3                     |     |          |
|     | B6 / 5VA                  |     |          |




### Rated connection

0.5...16 / 1.5...10  
0.5...10 / 0.5...10  
1.2...2.4 (M 4)  
12 / 5.5 x 1.0

## SAKS 1 5x25

10 mm<sup>2</sup>

With neon bulb



13 x 54  
6.3 / 16  
0.5 ... 16



| IEC | UL       | CSA | EN 50019 |
|-----|----------|-----|----------|
| 500 |          |     |          |
| 6.3 |          |     |          |
| 10  |          |     |          |
|     | 4        |     |          |
|     | B6 / 5VA |     |          |




### Rated connection


0.5...16 / 1.5...10  
0.5...10 / 0.5...10  
1.2...2.4 (M 4)  
12 / 5.5 x 1.0

## SAKS 3

10 mm<sup>2</sup>



13 x 54 x 61  
10 / 16  
0.33 ... 16



| IEC | UL                        | CSA | EN 50019 |
|-----|---------------------------|-----|----------|
| 500 | 300                       | 600 |          |
| 10  | 10                        | 10  |          |
| 10  | AWG 22... 10 AWG 22... 10 |     |          |
|     | 6 / 3                     |     |          |
|     | B6 / 5VA                  |     |          |



### Rated connection

0.5...16 / 1.5...10  
0.5...10 / 0.5...10  
1.2...2.4 (M 4)  
12 / 5.5 x 1.0

| Type       | Qty. | Order No.  |
|------------|------|------------|
| SAKS 1/G25 | 20   | 0191120000 |

| Type                    | Qty. | Order No.  |
|-------------------------|------|------------|
| SAKS 1/32 G25 GL 230VAC | 10   | 0309320000 |

| Type               | Qty. | Order No.  |
|--------------------|------|------------|
| SAKS 3 G/5X30 500V | 20   | 0297520000 |

SAKS 3 GZ/6.3X32 20 0248920000  
SAKS 3 1"x1/4" with a red cap available under 0211120000.

| Type           | Current [A] | Qty. | Order No.  |
|----------------|-------------|------|------------|
| QL 2 SAKS1     | 47          | 50   | 0191400000 |
| QL 3 SAKS1     | 36          | 50   | 0191500000 |
| QL 4 SAKS1     | 36          | 20   | 0191600000 |
| QL 10 SAKS1    | 36          | 20   | 0338800000 |
| Width [mm]     |             |      |            |
| AP SAKS1+3 KRG | 3           | 20   | 0191320000 |

| Type           | Current [A] | Qty. | Order No.  |
|----------------|-------------|------|------------|
| Width [mm]     |             |      |            |
| AP SAKS1+3 KRG | 3           | 20   | 0191320000 |

| Type           | Current [A] | Qty. | Order No.  |
|----------------|-------------|------|------------|
| QL 2 SAKS1     | 47          | 50   | 0191400000 |
| QL 3 SAKS1     | 36          | 50   | 0191500000 |
| QL 4 SAKS1     | 36          | 20   | 0191600000 |
| QL 10 SAKS1    | 36          | 20   | 0338800000 |
| Width [mm]     |             |      |            |
| AP SAKS1+3 KRG | 3           | 20   | 0191320000 |

DEK 5

Cross connection accessories see chapter accessories

DEK 5

DEK 5

Cross connection accessories see chapter accessories

# Fuse terminals

## TS 32 / KRG

## SAKS 2

10 mm<sup>2</sup>

## SAKS 4

10 mm<sup>2</sup>


TS 32 / KRG

B


When using ATEX certified components in hazardous area applications the installation instructions and the rated data for accessories in the technical appendix must be considered.

|   |                   |
|---|-------------------|
| <b>Width/Length/Height with TS32</b>    | mm                |
| Max. current / max. cond. cross-section | A/mm <sup>2</sup> |
| Max. clamping range                     | mm <sup>2</sup>   |

|                       |
|-----------------------|
| <b>27.6 x 80 x 75</b> |
| <b>10 / 16</b>        |
| <b>0.33 ... 16</b>    |



|                     |
|---------------------|
| <b>24 x 75 x 66</b> |
| <b>16 / 16</b>      |
| <b>0.33 ... 16</b>  |



### Technical data

| Rated data  |                 |
|---|-----------------|
| Rated voltage for adjacent terminal                               | V               |
| Rated current   | A               |
| Rated cross-section   | mm <sup>2</sup> |
| Rated impulse voltage / Pollution severity                        | kV/-            |
| Plug gauge IEC 60-947-1 / flammability class acc. UL 94 Approvals |                 |

| Clamped conductor (H05V/H07V)            |                 |
|--|-----------------|
| Solid / stranded                         | mm <sup>2</sup> |
| Flexible / flexible w. wire end ferrule  | mm <sup>2</sup> |
| Tightening torque range (clamping screw) | Nm              |
| Stripping length / blade size            | mm / -          |

| 2 clampable conductors of equal cross-section |                 |
|---|-----------------|
| Solid / stranded                              | mm <sup>2</sup> |
| Flexible / flexible w. wire end ferrule       | mm <sup>2</sup> |

### Information

IEC 60947-7-3 / VDE 0611-6

| IEC      | UL | CSA         | EN 50019 |
|----------|----|-------------|----------|
| 500      |    | 600         |          |
| 10       |    | 25          |          |
| 10       |    | AWG 22... 8 |          |
|          |    | 6 / 3       |          |
| B6 / 5VA |    |             |          |



| Rated connection    | Additional connection |
|---------------------|-----------------------|
| 0.5...16 / 0.5...10 |                       |
| 0.5...10 / 0.5...10 |                       |
| 1.2...2.4 (M 4)     |                       |
| 12 / 5.5 x 1.0      |                       |

For short-circuit use up to 25A.

IEC 60947-7-3 / VDE 0611-6

| IEC      | UL          | CSA         | EN 50019 |
|----------|-------------|-------------|----------|
| 400      | 600         | 600         |          |
| 16       | 30          | 30          |          |
| 10       | AWG 22... 8 | AWG 22... 8 |          |
|          |             | 6 / 3       |          |
| B6 / 5VA |             |             |          |



| Rated connection    |
|---------------------|
| 0.5...16 / 1.5...10 |
| 0.5...10 / 0.5...10 |
| 1.2...2.4 (M 4)     |
| 14 / 5.5 x 1.0      |

Tightening torque 1.6 Nm from 10 mm<sup>2</sup> stranded wire.

### Order data

| Version     |
|-------------|
| without LED |

### Information

| Type   | Qty. | Order No.  |
|--------|------|------------|
| SAKS 2 | 20   | 0206820000 |

| Type   | Qty. | Order No.  |
|--------|------|------------|
| SAKS 4 | 20   | 0321320000 |

### Accessories

| Cross-connection  |              |
|---|--------------|
|  | 2-pole       |
|   | 3-pole       |
|   | 4-pole       |
|   | 10-pole      |
|   | Washers      |
|   | Fixing screw |

| Screw cap |    |
|-----------|----|
|           | SK |
|           | SK |

| Gauge pieces |  |
|--------------|--|
|              |  |
|              |  |

| Fuse               |  |
|--------------------|--|
| Rated voltage 500V |  |

| Fuse               |  |
|--------------------|--|
| Rated voltage 400V |  |

### Marking systems

For detailed information on other accessories and applications see "Accessories"

| Type            | Current [A] | Qty. | Order No.  |
|-----------------|-------------|------|------------|
| QL 2 SAKS2      | 47          | 20   | 0207800000 |
| QL 3 SAKS2      | 36          | 20   | 0207900000 |
| QL 4 SAKS2      | 36          | 20   | 0208000000 |
| QL 10 SAKS2     | 36          | 20   | 0338900000 |
| SS M4 D 128-A 4 |             | 100  | 0136400000 |
| BFSC M4X9T      |             | 100  | 0103300000 |

| Colour       |                     |
|--------------|---------------------|
| SK E16/SAKS2 | black 25 0284110000 |

| Colour           |                     |
|------------------|---------------------|
| P 16/16 GR SAKS2 | grey 100 0209000000 |
| P 16/20 BL SAKS2 | blue 100 0209100000 |

|                  |    |            |
|------------------|----|------------|
| E 16/10A RT TNDZ | 25 | 0208500000 |
| E 16/16A GR TNDZ | 25 | 0208600000 |
| E 16/20A BL TNDZ | 25 | 0208700000 |
| E 16/25A GE TNDZ | 25 | 0208800000 |

DEK 5

| Type            | Current [A] | Qty. | Order No.  |
|-----------------|-------------|------|------------|
| QL 2 SAKS4      | 47          | 20   | 0328000000 |
| QL 3 SAKS4      | 36          | 20   | 0328100000 |
| QL 4 SAKS4      | 36          | 20   | 0328200000 |
| QL 10 SAKS4     | 36          | 20   | 0339000000 |
| SS M4 D 128-A 4 |             | 100  | 0136400000 |
| BFSC M4X9T      |             | 100  | 0103300000 |

| Colour       |                     |
|--------------|---------------------|
| SK E14 SAKS4 | black 20 0339410000 |

| Colour               |                     |
|----------------------|---------------------|
| P 14/2 D01 RS SAKS4  | pink 50 0138000000  |
| P 14/4 D01 BR SAKS4  | brown 50 0138100000 |
| P 14/10 D01 RT SAKS4 | red 50 0328700000   |
| P 14/6 D01 GN SAKS4  | green 50 0328600000 |

|             |    |            |
|-------------|----|------------|
| E 14/10A RT | 10 | 0328400000 |
| E 14/16A GR | 10 | 0328500000 |
| E 14/4A RS  | 10 | 0137400000 |
| E 14/4A BR  | 10 | 0137500000 |

DEK 5



# Fuse terminals


## SAKS 4 USA

10 mm<sup>2</sup>

1 1/4 x 1/4



24 x 75 x 73  
30 / 16  
0.5 ... 16



| IEC | UL          | CSA         | EN 50019 |
|-----|-------------|-------------|----------|
| 400 | 600         | 600         |          |
| 30  | 30          | 30          |          |
| 10  | AWG 20... 8 | AWG 22... 8 |          |
|     | 6 / 3       |             |          |
|     | B6 / 5VA    |             |          |



### Rated connection

0.5...16 / 1.5...10  
0.5...10 / 0.5...10  
1.2...2.4 (M 4)  
14 / 5.5 x 1.0

Tightening torque 1.6 Nm from 10 mm<sup>2</sup> stranded wire.

| Type       | Qty. | Order No.  |
|------------|------|------------|
| SAKS 4 USA | 20   | 0162220000 |


## SAKS 5

16 mm<sup>2</sup>

D 02 - fuse



28 x 80 x 66  
63 / 16  
1.5 ... 16



IEC 60947-7-3 / VDE 0611-6

| IEC | UL          | CSA         | EN 50019 |
|-----|-------------|-------------|----------|
| 400 | 600         | 600         |          |
| 63  | 40          | 63          |          |
| 16  | AWG 14... 6 | AWG 14... 6 |          |
|     | 6 / 3       |             |          |
|     | B7 / 5VA    |             |          |



### Rated connection

1.5...16 / 1.5...16  
1.5...16 / 1.5...16  
1.2...2.4 (M 4)  
13 / 5.5 x 1.0

Tightening torque 1.6 Nm for stranded wire.

| Type         | Qty. | Order No.  |
|--------------|------|------------|
| SAKS 5 380AC | 20   | 0359420000 |

| Type             | Current [A] | Qty. | Order No.  |
|------------------|-------------|------|------------|
| QL 2 SAKS4       | 47          | 20   | 0328000000 |
| QL 3 SAKS4       | 36          | 20   | 0328100000 |
| QL 4 SAKS4       | 36          | 20   | 0328200000 |
| QL 10 SAKS4      | 36          | 20   | 0339000000 |
| SS M4 D 128-A 4  |             | 100  | 0136400000 |
| BFSC M4X9T       |             | 100  | 0103300000 |
| <b>Colour</b>    |             |      |            |
| SK E14 SAKS4 USA | black       | 1    | 2012790000 |

**Colour**

DEK 5

| Type            | Current [A] | Qty. | Order No.  |
|-----------------|-------------|------|------------|
| QL 2 SAKS2      | 47          | 20   | 0207800000 |
| QL 3 SAKS2      | 36          | 20   | 0207900000 |
| QL 4 SAKS2      | 36          | 20   | 0208000000 |
| QL 10 SAKS2     | 36          | 20   | 0338900000 |
| SS M4 D 128-A 4 |             | 100  | 0136400000 |
| BFSC M4X9T      |             | 100  | 0103300000 |
| <b>Colour</b>   |             |      |            |
| SK E18 SAKS5    | black       | 20   | 0359310000 |

**Colour**

|                      |        |    |            |
|----------------------|--------|----|------------|
| P 18/20 D02 BL SAKS5 | blue   | 50 | 0361800000 |
| P 18/25 D02 GE SAKS5 | yellow | 50 | 0361900000 |
| P 18/35 D02 SW SAKS5 | black  | 50 | 0362000000 |
| P 18/50 D02 WS SAKS5 | white  | 50 | 0362100000 |

|             |  |    |            |
|-------------|--|----|------------|
| E 18/20A BL |  | 10 | 0361300000 |
| E 18/25A GE |  | 10 | 0361400000 |
| E 18/50A WS |  | 10 | 0361600000 |
| E 18/63A KU |  | 10 | 0361700000 |

DEK 5

Partition plate TW HP (2.0) order No. 0607000000, for TS 32 only

# Fuse inserts and gauge rings for Weidmüller fuse terminals

## Fuse inserts

### Technical data

for terminal type

SAKS 1  
SAKS 7  
ASK 1  
WSI 6



**G fuse inserts 5 x 20 without** indicator acc. to IEC 60127-2 (VDE 0820 T.2 BI 1)

| Size (mm)  | Rated voltage (V) | Rated current (A) | Type             |
|--|-------------------|-------------------|------------------|
| 5 x 20<br>Breaking capacity 1500 A<br>(at 250 V, 50 Hz, cos φ 0,7) | 250               | 0.1               | (F) G 20/0.10A/F |
|  |                   | 0.2               | (F) G 20/0.20A/F |
|  |                   | 0.25              | (F) G 20/0.25A/F |
|  |                   | 0.5               | (F) G 20/0.50A/F |
|  |                   | 0.63              | (F) G 20/0.63A/F |
|  |                   | 1.0               | (F) G 20/1.00A/F |
|  |                   | 1.6               | (F) G 20/1.60A/F |
|  |                   | 2.0               | (F) G 20/2.00A/F |
|  |                   | 2.5               | (F) G 20/2.50A/F |
|  |                   | 3.15              | (F) G 20/3.15A/F |
|  |                   | 4.0               | (F) G 20/4.00A/F |
|  |                   | 5.0               | (F) G 20/5.00A/F |
|  |                   | 6.3               | (F) G 20/6.30A/F |

(M) = medium-delayed action (F) = fast

### Order data

| Qty. | Order No.  |
|------|------------|
| 10   | 0430300000 |
| 10   | 0430400000 |
| 10   | 0430500000 |
| 10   | 0430600000 |
| 10   | 0439000000 |
| 10   | 0430700000 |
| 10   | 0430800000 |
| 10   | 0430900000 |
| 10   | 0431000000 |
| 10   | 0431100000 |
| 10   | 0431200000 |
| 10   | 0431300000 |
| 10   | 0431400000 |

SAKS 1  
SAKS 7  
WSI 6



**G fuse inserts 5 x 25 with** indicator acc. to DIN 41576<sup>1)</sup>

| Size (mm)  | Rated voltage (V) | Rated current (A) | Type                           |
|--|-------------------|-------------------|--------------------------------|
| 5 x 25 m. K.1)<br>Breaking capacity 80 A<br>(at 250 V, 50 Hz, cos φ = 1) | 250               | 0.25              | (M) G 25/0.25A/M               |
|  |                   | 0.5               | (M) G 25/0.50A/M               |
|  |                   | 0.8               | (M) G 25/0.80A/M               |
|  |                   | 1                 | (M) G 25/1.00A/M               |
|  |                   | 10                | (M) <sup>2)</sup> G 25/10.0A/M |
|  |                   | 2                 | (F) G 25/2.00A/F               |
|  |                   | 4                 | (F) G 25/4.00A/F               |
|  |                   | 6.3               | (F) G 25/6.30A/F               |

(M) = medium-delayed action (F) = fast

SAKS 3<sup>3)</sup>  
SAKS 6



**Fuse inserts 1 1/4" x 1/4" without** indicator acc. to BS 88

| Rated current (A)                  | Rated voltage (V) | Rated current (A) | Type        |
|------------------------------------|-------------------|-------------------|-------------|
| 33 kA Breaking capacity 33 kA fast | 440               | 0.5               | GZ 0.5A/F   |
|                                    |                   | 1                 | GZ 1.0A/F   |
|                                    |                   | 2                 | GZ 2.0A     |
|                                    |                   | 3                 | GZ 3.0A     |
|                                    |                   | 5                 | GZ 5.0A     |
|                                    |                   | 7                 | GZ 7.0A     |
|                                    |                   | 10                | GZ 10.0A    |
|                                    |                   | 12.5              | GZ 12.5A FF |

(F) = fast (M) = medium-delayed action

SAKS 2



**D fuse inserts E 16 with** indicator acc. to DIN 49360 (dialed)

| Rated current (A)                    | Rated voltage (V) | Rated current (A) | Type        |
|--------------------------------------|-------------------|-------------------|-------------|
| E 10 A<br>E 16 A<br>E 20 A<br>E 25 A | 500               | 10                | E 16/10A RT |
|                                      |                   | 16                | E 16/16A GR |
|                                      |                   | 20                | E 16/20A BL |
|                                      |                   | 25                | E 16/25A GE |

(F) = fast (M) = medium-delayed action

SAKS 4<sup>4)</sup>



**D fuse inserts E 14 size D 01 and E 18 size D 02 with** indicator acc. to DIN 49522 (neozed)<sup>5)</sup>

| Rated current (A)                                   | Rated voltage (V) | Rated current (A) | Type        |
|---|-------------------|-------------------|-------------|
| E 14/2<br>E 14/4<br>E 14/6<br>E 14/10<br>E 14/16    | 400               | 2                 | E 14/2A RS  |
|   |                   | 4                 | E 14/4A BR  |
|   |                   | 6                 | E 14/6A GN  |
|   |                   | 10                | E 14/10A RT |
| E 18/20<br>E 18/25<br>E 18/35<br>E 18/50<br>E 18/63 | 400               | 16                | E 14/16A GR |
|   |                   | 20                | E 18/20A BL |
|   |                   | 25                | E 18/25A GE |
|   |                   | 35                | E 18/35A SW |
|   |                   | 50                | E 18/50A WS |
| 63  | E 18/63A KU       |                   |             |

(F) = fast (M) = medium-delayed action

**Note:** <sup>1)</sup> The SIBA company also supplies 5 x 25 G fuse inserts with indicators in a shipbuilding model for 450 V AC.  
<sup>2)</sup> 5 x 30 (500 V AC) fuse inserts for SAKS 3 are available from the WICKMANN company  
<sup>3)</sup> The LINDNER company also supplies neozed fuse cartridges in an additional shipbuilding mode for 440 V AC.  
<sup>4)</sup> Fuse cartridges with the dimensions 1"x1/4" ≅ 25.4x6.35 mm and 13/32"x1/4" ≅ 10.3x38.1 mm are not included in product line.  
<sup>5)</sup> Only for SAKS 1 and SAKS 7.

# Fuse inserts and gauge rings for Weidmüller fuse terminals

## Gauge rings

### Technical data

#### For terminal type

SAKS 4 and 4/35



#### Gauge ring type

| Gauge ring type | Amp. | Colour | Typ           |
|-----------------|------|--------|---------------|
| P 14/2          | 2    | Pink   | P 14/2D01 RS  |
| P 14/4          | 4    | Brown  | P 14/4D01 BR  |
| P 14/6          | 6    | Green  | P 14/6D01 GN  |
| P 14/1          | 10   | Red    | P 14/10D01 RT |

### Order data

| Qty. | Order No. |
|------|-----------|
| 50   | 013800000 |
| 50   | 013810000 |
| 50   | 032860000 |
| 50   | 032870000 |

SAKS 5 and 5/35



|         |    |        |               |
|---------|----|--------|---------------|
| P 18/20 | 20 | Blue   | P 18/20D02 BL |
| P 18/25 | 25 | Yellow | P 18/25D02 GE |
| P 18/35 | 35 | Black  | P 18/35D02 SW |
| P 18/50 | 50 | White  | P 18/50D02 WS |

|    |           |
|----|-----------|
| 50 | 036180000 |
| 50 | 036190000 |
| 50 | 036200000 |
| 50 | 036210000 |

SAKS 2 and 2/35



|         |    |      |            |
|---------|----|------|------------|
| P 16/10 | 10 | Red  | P 16/10 RT |
| P 16/16 | 16 | Grey | P 16/16 GR |
| P 16/20 | 20 | Blue | P 16/20 BL |

|     |           |
|-----|-----------|
| 100 | 020890000 |
| 100 | 020900000 |
| 100 | 020910000 |

# Spring Loaded Terminal

TS 32

RSF 3



4 mm<sup>2</sup>

RSF 1

10 mm<sup>2</sup>

Material PA 6.6

Material KrG



When using ATEX certified components in hazardous area applications the installation instructions and the rated data for accessories in the technical appendix must be considered.

|   |                   |
|---|-------------------|
| <b>Width/Length/Height with TS32</b>    | mm                |
| Max. current / max. cond. cross-section | A/mm <sup>2</sup> |
| Max. clamping range                     | mm <sup>2</sup>   |

|                    |  |
|--------------------|--|
| <b>8 x 50 x 60</b> |  |
| <b>32 / 4</b>      |  |
| <b>0.5 ... 4</b>   |  |

|                     |  |
|---------------------|--|
| <b>11 x 50 x 60</b> |  |
| <b>57 / 10</b>      |  |
| <b>0.5 ... 10</b>   |  |

## Technical data

| Rated data  |                 |
|---|-----------------|
| Rated voltage   | V               |
| Rated current   | A               |
| Rated cross-section                                     | mm <sup>2</sup> |
| Rated impulse voltage / Pollution severity              | kV/-            |
| Plug gauge IEC 60-947-1 / flammability class acc. UL 94 |                 |
| Approvals   |                 |

IEC 60947-7-1

| IEC | UL          | CSA         | EN 50019 |
|-----|-------------|-------------|----------|
| 630 | 600         | 600         |          |
| 32  | 20          | 25          |          |
| 4   | AWG 22...12 | AWG 22...12 |          |
|     |             | 6 / 3       |          |
|     |             | / V2        |          |

IEC 60947-7-1

| IEC | UL | CSA        | EN 50019 |
|-----|----|------------|----------|
| 500 |    | 300        |          |
| 57  |    | 50         |          |
| 10  |    | AWG 14...8 |          |
|     |    | 6 / 3      |          |
|     |    | A5 / 5VA   |          |

| Clampable conductors (H05V/H07V)         |                 |
|--|-----------------|
| Solid / stranded                         | mm <sup>2</sup> |
| Flexible / flexible w. wire end ferrule  | mm <sup>2</sup> |
| Tightening torque range (clamping screw) | Nm              |
| Stripping length / blade size            | mm / -          |



| Rated connection  | Additional connection |
|-------------------|-----------------------|
| 0.5...4 / 0.5...4 |                       |
| 0.5...4           |                       |
| 0.5...1.0 (M3)    |                       |
| 12 / 3.5 x 0.6    |                       |



| Rated connection    | Additional connection |
|---------------------|-----------------------|
| 0.5...10 / 0.5...10 |                       |
| 1.5...10            |                       |
| 1.2...2.4 (M4)      |                       |
| 15 / 5.5 x 1.0      |                       |

| 2 clampable conductors of equal cross-section |                 |
|---|-----------------|
| Solid / stranded                              | mm <sup>2</sup> |
| Flexible / flexible w. wire end ferrule       | mm <sup>2</sup> |

| Information |
|-------------|
|             |

## Order data

| Version |
|---------|
|         |

| Type     | Qty. | Order No.  |
|----------|------|------------|
| RSF 3 PA | 50   | 0497560000 |

| Type      | Qty. | Order No.  |
|-----------|------|------------|
| RSF 1 KRG | 50   | 0270320000 |

## Accessories

| Cross-connection, screwable |         |
|-----------------------------|---------|
|                             | 2-pole  |
|                             | 3-pole  |
|                             | 4-pole  |
|                             | 10-pole |
| Connecting sleeve           |         |
| Fixing screw                |         |
| Fuse cartridges             |         |

| Type                 | Current [A] | Qty. | Order No.  |
|----------------------|-------------|------|------------|
| QL 2 SAK6N           | 57          | 50   | 0194300000 |
| QL 3 SAK6N           | 57          | 50   | 0194400000 |
| QL 4 SAK6N           | 57          | 50   | 0194500000 |
| QL 10 SAK6N          | 57          | 20   | 0338300000 |
| VH 13.5/4.9/3.3 SAK4 |             | 100  | 0248500000 |
| KISC M3X20.5/10 EK4  |             | 100  | 0303000000 |
| SS M3 D 128-A 3      |             | 50   | 0164400000 |

| Type                  | Current [A] | Qty. | Order No.  |
|-----------------------|-------------|------|------------|
| QL 2 RSF1+2/SAK10ZU16 |             | 50   | 0267400000 |
| QL 3 RSF1+2           |             | 50   | 0267500000 |
| QL 4 RSF1+2           |             | 50   | 0267600000 |
| QL 10 RSF1+2          |             | 20   | 0341700000 |
| BFSC M4X6             |             | 100  | 0149700000 |
| SS M3 D 128-A 3       |             | 50   | 0164400000 |

| Cross-connection saddle |  |
|-------------------------|--|
| Cross-connection saddle |  |
| Connecting sleeve       |  |
| Fixing screw            |  |

| Type                 | Current [A] | Qty. | Order No.  |
|----------------------|-------------|------|------------|
| VL 2 SAK6N/SAKT      |             | 50   | 0194700000 |
| VH 21/5/3.5 SAK16-35 |             | 50   | 0309600000 |
| BFSC M3X30           |             | 50   | 0296200000 |

| Type                 | Current [A] | Qty. | Order No.  |
|----------------------|-------------|------|------------|
| VL 2 RSF 1+2         |             | 50   | 0528400000 |
| VH 27/5/3.5 SAK10-35 |             | 50   | 0309400000 |
| BFSC M3X35           |             | 50   | 0309800000 |

| Socket / Test plug |  |
|--------------------|--|
| Socket             |  |
| Test plug          |  |

| Type                    | Current [A] | Qty. | Order No.  |
|-------------------------|-------------|------|------------|
| STB 14/D5/2.3/M3 SAK2.5 |             | 50   | 0168600000 |
| PS 2.3 RT               |             | 20   | 0180400000 |

| Type                 | Current [A] | Qty. | Order No.  |
|----------------------|-------------|------|------------|
| STB 14/D6/4/M3 SAK10 |             | 50   | 0169900000 |
| PS 4 F.STB 4         |             | 20   | 0299600000 |

| End plate |  |
|-----------|--|
| blue      |  |

| Type    | Width [mm] | Qty. | Order No.  |
|---------|------------|------|------------|
| AP RSF3 | 3          | 10   | 0270460000 |

| Type        | Width [mm] | Qty. | Order No.  |
|-------------|------------|------|------------|
| AP RSF1 KRG | 3          | 10   | 0270420000 |

| Partition / Partition disc |  |
|----------------------------|--|
| blue                       |  |
| Partition disc             |  |

| Type                  | Width [mm] | Qty. | Order No.  |
|-----------------------|------------|------|------------|
| TW AST1/PA HP/DBR/0.5 | 0.5        | 20   | 0474700000 |
| TSCH 1                |            | 2    | 0319160000 |

| Type                  | Width [mm] | Qty. | Order No.  |
|-----------------------|------------|------|------------|
| TW AST1/PA HP/DBR/0.5 | 0.5        | 20   | 0474700000 |

| Cover / fixing screw (plastic) |  |
|--------------------------------|--|
| Cover                          |  |
| Fixing screw (plastic)         |  |

| Type         | Qty. | Order No.  |
|--------------|------|------------|
| ADP 2/HP2 1M | 36   | 0485300000 |

| Type         | Qty. | Order No.  |
|--------------|------|------------|
| ADP 2/HP2 1M | 36   | 0485300000 |

| Marking systems |  |
|-----------------|--|
| DEK 5           |  |

| Type  | Qty. | Order No. |
|-------|------|-----------|
| DEK 5 |      |           |

| Type  | Qty. | Order No. |
|-------|------|-----------|
| DEK 5 |      |           |


Detailed information on all versions in chapter accessories.

# Spring Loaded Terminal

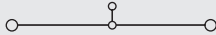
## RSF 2

6 mm<sup>2</sup>

Material KrG



11 x 77 x 73  
41 / 16  
0.75 ... 16



IEC 60947-7-1 / VDE 0100-537

| IEC | UL    | CSA        | EN 50019 |
|-----|-------|------------|----------|
| 500 |       | 300        |          |
| 41  |       | 30         |          |
| 6   |       | AWG 14...8 |          |
|     | 6 / 3 |            |          |
|     | / 5VA |            |          |

**Rated connection**      **Additional connection**

0.75...16 / 0.75...10


1.2...2.4 (M 4)

12 / 5.5 x 1.0

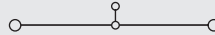
## RSF 3

4 mm<sup>2</sup>

Material KrG



8 x 50 x 60  
32 / 4  
0.5 ... 4



IEC 60947-7-1

| IEC | UL          | CSA         | EN 50019 |
|-----|-------------|-------------|----------|
| 630 | 600         | 600         |          |
| 32  | 20          | 25          |          |
| 4   | AWG 22...12 | AWG 22...12 |          |
|     | 6 / 3       |             |          |
|     | / 5VA       |             |          |

**Rated connection**      **Additional connection**

0.5...4 / 0.5...4

0.5...4

0.5...1.0 (M 3)

12 / 3.5 x 0.6

| Type  | Qty. | Order No.  |
|-------|------|------------|
| RSF 2 | 20   | 0623320000 |

| Type  | Qty. | Order No.  |
|-------|------|------------|
| RSF 3 | 50   | 0497520000 |

| Type                  | Current [A] | Qty. | Order No.  |
|-----------------------|-------------|------|------------|
| QL 2 RSF1+2/SAK10ZU16 | 50          | 50   | 0267400000 |
| QL 3 RSF1+2           | 50          | 50   | 0267500000 |
| QL 4 RSF1+2           | 50          | 50   | 0267600000 |
| QL 10 RSF1+2          | 20          | 20   | 0341700000 |

|           |     |            |
|-----------|-----|------------|
| BFSC M4X6 | 100 | 0149700000 |
|-----------|-----|------------|

|                       |    |            |
|-----------------------|----|------------|
| STB 17/D6/4/M4 SAKC10 | 50 | 0147100000 |
|-----------------------|----|------------|

|              |    |            |
|--------------|----|------------|
| PS 4 F.STB 4 | 20 | 0299600000 |
|--------------|----|------------|

| Width [mm]  |   |    |            |
|-------------|---|----|------------|
| AP RSF2 KRG | 3 | 10 | 0301420000 |

| Width [mm] |  |  |  |
|------------|--|--|--|
|            |  |  |  |

DEK 5

| Type                 | Current [A] | Qty. | Order No.  |
|----------------------|-------------|------|------------|
| QL 2 SAK6N           | 57          | 50   | 0194300000 |
| QL 3 SAK6N           | 57          | 50   | 0194400000 |
| QL 4 SAK6N           | 57          | 50   | 0194500000 |
| QL 10 SAK6N          | 57          | 20   | 0338300000 |
| VH 13.5/4.9/3.3 SAK4 |             | 100  | 0248500000 |
| KISC M3X20.5/10 EK4  |             | 100  | 0303000000 |
| SS M3 D 128-A 3      |             | 50   | 0164400000 |

|                 |    |            |
|-----------------|----|------------|
| VL 2 SAK6N/SAKT | 50 | 0194700000 |
|-----------------|----|------------|

|                      |    |            |
|----------------------|----|------------|
| VH 21/5/3.5 SAK16-35 | 50 | 0309600000 |
|----------------------|----|------------|

|            |    |            |
|------------|----|------------|
| BFSC M3X30 | 50 | 0296200000 |
|------------|----|------------|

|                         |    |            |
|-------------------------|----|------------|
| STB 14/D5/2.3/M3 SAK2.5 | 50 | 0168600000 |
|-------------------------|----|------------|

|           |    |            |
|-----------|----|------------|
| PS 2.3 RT | 20 | 0180400000 |
|-----------|----|------------|

| Width [mm] |   |    |            |
|------------|---|----|------------|
| AP RSF3    | 3 | 10 | 0270460000 |

| Width [mm]            |     |    |            |
|-----------------------|-----|----|------------|
| TW AST1/PA HP/DBR/0.5 | 0.5 | 20 | 0474700000 |

|        |   |     |            |
|--------|---|-----|------------|
| TSCH 1 | 2 | 100 | 0319160000 |
|--------|---|-----|------------|

|              |  |    |            |
|--------------|--|----|------------|
| ADP 2/HP2 1M |  | 36 | 0485300000 |
|--------------|--|----|------------|

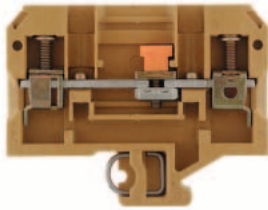
DEK 5




# Modular disconnect test terminals

## SAKT 1/LT

6 mm<sup>2</sup>



8 x 65 x 52.5  
57 / 10  
0.13 ... 10



IEC 60947-7-1

| IEC      | UL         | CSA        | EN 50019 |
|----------|------------|------------|----------|
| 400      | 300        | 300        |          |
| 41       | 25         | 25         |          |
| 6        | AWG 26...8 | AWG 26...8 |          |
| 6 / 3    |            |            |          |
| A5 / 5VA |            |            |          |



| Rated connection    | Additional connection |
|---------------------|-----------------------|
| 0.5...10 / 1.5...10 |                       |
| 0.5...6 / 0.5...6   |                       |
| 0.8...1.6 (M 3.5)   |                       |

12 / 4.0 x 0.8

Tightening torque 1.6 Nm for 10 mm<sup>2</sup> stranded wire.


| Type              | Qty. | Order No.  |
|-------------------|------|------------|
| SAKT 1/LT         | 50   | 0269120000 |
| SAKT 1/LT STB14/4 | 50   | 0437920000 |

| Type                 | Current [A] | Qty. | Order No.  |
|----------------------|-------------|------|------------|
| QL 2 SAK6N           | 57          | 50   | 0194300000 |
| QL 3 SAK6N           | 57          | 50   | 0194400000 |
| QL 4 SAK6N           | 57          | 50   | 0194500000 |
| QL 10 SAK6N          | 57          | 20   | 0338300000 |
| VH 12/4.9/3.3 SAK6N  |             | 100  | 0249000000 |
| KISC M3X20 SAK10 CU5 |             | 100  | 0377100000 |
| Width [mm]           |             |      |            |
| AP SAKB/C/T KRG      | 3           | 20   | 0146720000 |
| TW SAKB/C/T1         | 1.5         | 20   | 0242960000 |
| TSCH 2               | 0.6         | 100  | 0353660000 |
| QVS 2 SAKT1+2        |             | 20   | 0307300000 |
| QVS 3 SAKT1+2        |             | 20   | 0329300000 |
| QVS 4 SAKT1+2        |             | 20   | 0307400000 |
| VH 19/6/4.2 SAKT1    |             | 50   | 0318000000 |
| BS 25 O.IH SAKT1     |             | 50   | 0334700000 |
| PS 4 F.STB 4         |             | 20   | 0299600000 |
| STB 14/D6/4/M3 SAK10 |             | 50   | 0169900000 |
| SSP 3 SAKT1          |             | 100  | 0531760000 |
| QS 2/8/4             |             | 20   | 0270960000 |
| DEK 6,5              |             |      |            |


To safe the test sockets use the SDIZ-blade (see chapter Tools) or bits with pilots!

## SAKT 1/DU1

6 mm<sup>2</sup>



8 x 65 x 52.5  
57 / 10  
0.13 ... 10



IEC 60947-7-1

| IEC      | UL         | CSA        | EN 50019 |
|----------|------------|------------|----------|
| 400      | 300        | 300        |          |
| 41       | 25         | 25         |          |
| 6        | AWG 26...8 | AWG 26...8 |          |
| 6 / 3    |            |            |          |
| A5 / 5VA |            |            |          |



| Rated connection    | Additional connection |
|---------------------|-----------------------|
| 0.5...10 / 1.5...10 |                       |
| 0.5...6 / 0.5...8   |                       |
| 0.8...1.6 (M 3.5)   |                       |

12 / 4.0 x 0.8

Tightening torque 1.6 Nm for 10 mm<sup>2</sup> stranded wire.


| Type       | Qty. | Order No.  |
|------------|------|------------|
| SAKT 1/DU2 | 50   | 0550420000 |
| SAKT 1/DU1 | 50   | 0195620000 |

| Type                 | Current [A] | Qty. | Order No.  |
|----------------------|-------------|------|------------|
| QL 2 SAK6N           | 57          | 50   | 0194300000 |
| QL 3 SAK6N           | 57          | 50   | 0194400000 |
| QL 4 SAK6N           | 57          | 50   | 0194500000 |
| QL 10 SAK6N          | 57          | 20   | 0338300000 |
| VH 12/4.9/3.3 SAK6N  |             | 100  | 0249000000 |
| KISC M3X20 SAK10 CU5 |             | 100  | 0377100000 |
| Width [mm]           |             |      |            |
| AP SAKB/C/T KRG      | 3           | 20   | 0146720000 |
| TW SAKB/C/T1         | 1.5         | 20   | 0242960000 |
| TSCH 2               | 0.6         | 100  | 0353660000 |
| QVS 2 SAKT1+2        |             | 20   | 0307300000 |
| QVS 3 SAKT1+2        |             | 20   | 0329300000 |
| QVS 4 SAKT1+2        |             | 20   | 0307400000 |
| VH 19/6/4.2 SAKT1    |             | 50   | 0318000000 |
| BS 25 O.IH SAKT1     |             | 50   | 0334700000 |
| PS 4 F.STB 4         |             | 20   | 0299600000 |
| STB 14/D6/4/M3 SAK10 |             | 50   | 0169900000 |
| SSP 3 SAKT1          |             | 100  | 0531760000 |
| QS 2/8/4             |             | 20   | 0270960000 |
| DEK 6,5              |             |      |            |


To safe the test sockets use the SDIZ-blade (see chapter Tools) or bits with pilots!

## SAKT 1/QT

6 mm<sup>2</sup>



8 x 65 x 52.5  
57 / 10  
0.13 ... 10



IEC 60947-7-1

| IEC      | UL         | CSA        | EN 50019 |
|----------|------------|------------|----------|
| 400      | 300        | 300        |          |
| 41       | 25         | 25         |          |
| 6        | AWG 26...8 | AWG 26...8 |          |
| 6 / 3    |            |            |          |
| A5 / 5VA |            |            |          |



| Rated connection    | Additional connection |
|---------------------|-----------------------|
| 0.5...10 / 1.5...10 |                       |
| 0.5...6 / 0.5...6   |                       |
| 0.8...1.6 (M 3.5)   |                       |

12 / 4.0 x 0.8

Tightening torque 1.6 Nm for 10 mm<sup>2</sup> stranded wire.

| Type       | Qty. | Order No.  |
|------------|------|------------|
| SAKT 1/QT2 | 50   | 0494820000 |
| SAKT 1/QT1 | 50   | 0269320000 |

| Type                 | Current [A] | Qty. | Order No.  |
|----------------------|-------------|------|------------|
| QL 2 SAK6N           | 57          | 50   | 0194300000 |
| QL 3 SAK6N           | 57          | 50   | 0194400000 |
| QL 4 SAK6N           | 57          | 50   | 0194500000 |
| QL 10 SAK6N          | 57          | 20   | 0338300000 |
| VH 12/4.9/3.3 SAK6N  |             | 100  | 0249000000 |
| KISC M3X20 SAK10 CU5 |             | 100  | 0377100000 |
| Width [mm]           |             |      |            |
| AP SAKB/C/T KRG      | 3           | 20   | 0146720000 |
| TW SAKB/C/T1         | 1.5         | 20   | 0242960000 |
| TSCH 2               | 0.6         | 100  | 0353660000 |
| QVS 2 SAKT1+2        |             | 20   | 0307300000 |
| QVS 3 SAKT1+2        |             | 20   | 0329300000 |
| QVS 4 SAKT1+2        |             | 20   | 0307400000 |
| VH 19/6/4.2 SAKT1    |             | 50   | 0318000000 |
| BS 25 O.IH SAKT1     |             | 50   | 0334700000 |
| PS 4 F.STB 4         |             | 20   | 0299600000 |
| STB 14/D6/4/M3 SAK10 |             | 50   | 0169900000 |
| SSP 3 SAKT1          |             | 100  | 0531760000 |
| QS 2/8/4             |             | 20   | 0270960000 |
| DEK 6,5              |             |      |            |

To safe the test sockets use the SDIZ-blade (see chapter Tools) or bits with pilots!

# Modular disconnect test terminals


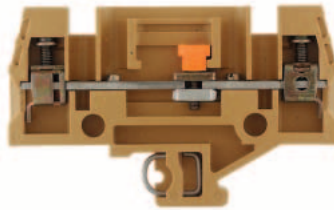
## TS 32 / KRG

## SAKT 2/LT

6 mm<sup>2</sup>

## SAKT 4/LT

4 mm<sup>2</sup>



When using ATEX certified components in hazardous area applications the installation instructions and the rated data for accessories in the technical appendix must be considered.

|   |                   |
|---|-------------------|
| <b>Width/Length/Height with TS32</b>    | mm                |
| Max. current / max. cond. cross-section | A/mm <sup>2</sup> |
| Max. clamping range                     | mm <sup>2</sup>   |

|                      |
|----------------------|
| <b>8 x 82 x 52.5</b> |
| <b>46 / 10</b>       |
| <b>0.5 ... 10</b>    |

|                        |
|------------------------|
| <b>8 x 57.2 x 42.5</b> |
| <b>41 / 6</b>          |
| <b>0.13 ... 6</b>      |

### Technical data

| Rated data  |                 |
|---|-----------------|
| Rated voltage   | V               |
| Rated current   | A               |
| Rated cross-section                                     | mm <sup>2</sup> |
| Rated impulse voltage / Pollution severity              | kV/-            |
| Plug gauge IEC 60-947-1 / flammability class acc. UL 94 |                 |
| Approvals   |                 |
| Clampable conductors (H05V/H07V)                        |                 |
| Solid / stranded  | mm <sup>2</sup> |
| Flexible / flexible w. wire end ferrule                 | mm <sup>2</sup> |
| Tightening torque range (clamping screw)                | Nm              |
| Tightening torque range disconnecter                    | Nm              |
| Stripping length / blade size                           | mm / -          |
| Information   |                 |

| IEC 60947-7-1  |             |                       |          |
|--|-------------|-----------------------|----------|
| IEC  | UL          | CSA                   | EN 50019 |
| 400  | 300         | 300                   |          |
| 41   | 25          | 25                    |          |
| 6  | AWG 22... 8 | AWG 26... 8           |          |
|  |             | 6 / 3                 |          |
|  |             | A5 / 5VA              |          |
| UL   |             |                       |          |
| Rated connection   |             | Additional connection |          |
| 0.5...10 / 1.5...6   |             |                       |          |
| 0.5...6 / 0.5...6  |             |                       |          |
| 0.8...1.6 (M 3.5)  |             |                       |          |
| 12 / 4.0 x 0.8   |             |                       |          |
| Tightening torque 1.6 Nm for 10 mm <sup>2</sup> stranded wire. |             |                       |          |

| IEC 60947-7-1     |              |                       |          |
|-------------------|--------------|-----------------------|----------|
| IEC               | UL           | CSA                   | EN 50019 |
| 400               | 300          | 300                   |          |
| 32                | 20           | 20                    |          |
| 4                 | AWG 22... 12 | AWG 26... 10          |          |
|                   |              | 6 / 3                 |          |
|                   |              | A3 / 5VA              |          |
| UL                |              |                       |          |
| Rated connection  |              | Additional connection |          |
| 0.5...6 / 1.5...4 |              |                       |          |
| 0.5...4 / 0.5...4 |              |                       |          |
| 0.4...0.7 (M 2.5) |              |                       |          |
| 10 / 3.5 x 0.6    |              |                       |          |

### Order data

| Version                             |  |
|-------------------------------------|--|
| Without socket                      |  |
| with open back for cross-connection |  |
| with 1 socket                       |  |
| with 2 sockets                      |  |
| with 4 sockets                      |  |
| Information                         |  |

| Type            | Qty. | Order No.  |
|-----------------|------|------------|
| SAKT 2/LT O.STB | 50   | 0445420000 |
| SAKT 2/LT STB   | 50   | 0330620000 |
| SAKT 2/LT 4STB  | 50   | 0437720000 |

| Type              | Qty. | Order No.  |
|-------------------|------|------------|
| SAKT 4/LT O.STB   | 50   | 0254120000 |
| SAKT 4/LT 1STB2.0 | 50   | 0254220000 |
| SAKT 4/LT STB2.0  | 50   | 0310320000 |

### Accessories

| Cross-connection   |                   |
|--|-------------------|
| ZQV: pluggable cross-connection  | 2-pole            |
|  | 3-pole            |
|  | 4-pole            |
|  | 10-pole / 32-pole |
| Connecting sleeve for cross-conn. QL   |                   |
| Fixing screw for cross-conn. QL  |                   |
| End plate / partition  |                   |
| End plate  |                   |
| Partition  |                   |
| Partition disc   |                   |
| Cross-connection slider  |                   |
| 2-pole   |                   |
| 3-pole   |                   |
| 4-pole   |                   |
| Connecting sleeve for QVS  |                   |
| Fixing screw for QVS   |                   |
| Testing/Checking   |                   |
| Test plug  |                   |
| Socket   |                   |
| Socket   |                   |
| Other accessories  |                   |
| Lockout device   |                   |
| Shorting plug, 2-pole  |                   |
| Marking systems  |                   |
| DEK 6,5  |                   |
| For detailed information on other accessories and applications see "Accessories" |                   |

| Type  | Current [A] | Qty. | Order No.  |
|---|-------------|------|------------|
| QL 2 SAK6N  | 57          | 50   | 0194300000 |
| QL 3 SAK6N  | 57          | 50   | 0194400000 |
| QL 4 SAK6N  | 57          | 50   | 0194500000 |
| QL 10 SAK6N   | 57          | 20   | 0338300000 |
| VH 12/4.9/3.3 SAK6N   |             | 100  | 0249000000 |
| KISC M3X20 SAK10 CU5  |             | 100  | 0377100000 |
| Width [mm]  |             |      |            |
| AP SAKB/C/T KRG   | 3           | 20   | 0146720000 |
| TW SAKB/C/T1  | 1.5         | 20   | 0242960000 |
| TSCH 2  | 0.6         | 100  | 0353660000 |
| QVS 2 SAKT1+2   |             | 20   | 0307300000 |
| QVS 3 SAKT1+2   |             | 20   | 0329300000 |
| QVS 4 SAKT1+2   |             | 20   | 0307400000 |
| VH 19/6/4.2 SAKT1   |             | 50   | 0318000000 |
| BS 25 0.IH SAKT1  |             | 50   | 0334700000 |
| PS 4 F.STB 4  |             | 20   | 0299600000 |
| STB 14/D6/4/M3 SAK10  |             | 50   | 0169900000 |
| SSP 3 SAKT1   |             | 100  | 0531760000 |
| QS 2/8/4  |             | 20   | 0270960000 |
| DEK 6,5   |             |      |            |
| To safe the test sockets use the SDIZ-blade (see chapter Tools) or bits with pilots |             |      |            |


| Type  | Current [A] | Qty. | Order No.  |
|---|-------------|------|------------|
| QL 2 SAK2.5   | 41          | 100  | 0155900000 |
| QL 3 SAK2.5   | 41          | 100  | 0156000000 |
| QL 4 SAK2.5   | 41          | 50   | 0156100000 |
| QL 10 SAK2.5  | 41          | 20   | 0338100000 |
| VH 8/4.9/3.3 SAK2.5   |             | 100  | 0266700000 |
| KISC M3X20 SAK10 CU5  |             | 100  | 0377100000 |
| Width [mm]  |             |      |            |
| TW AST1/PA HP/DBR/0.5   | 0.5         | 20   | 0474700000 |
| QVS 2/4 SAKT4   |             | 20   | 1319260000 |
| VH 16/5/3.5 SAK10-35  |             | 50   | 0309700000 |
| BFSC M3X22 SAKT4  |             | 50   | 1319900000 |
| PS 2,3 RT   |             | 20   | 0180400000 |
| STB 8.5/5/2.3/M3 SAK2.5   |             | 50   | 0280600000 |
| STB 8.5/D4.5/2/M3 SAKT4   |             | 50   | 0244600000 |
| SSP 4 SAKT4   |             | 20   | 1319360000 |
| DEK 6,5   |             |      |            |
| To safe the test sockets use the SDIZ-blade (see chapter Tools) or bits with pilots |             |      |            |



# Modular disconnect test terminals

SAKT 4/DU

4 mm<sup>2</sup>



6 x 57.2 x 42.5

41 / 6

0.13 ... 6



IEC 60947-7-1

| IEC | UL           | CSA          | EN 50019 |
|-----|--------------|--------------|----------|
| 400 | 300          | 300          |          |
| 32  | 20           | 20           |          |
| 4   | AWG 22... 12 | AWG 26... 12 |          |
|     | 6 / 3        |              |          |
|     | A3 / 5VA     |              |          |



| Rated connection  | Additional connection |
|-------------------|-----------------------|
| 0.5...6 / 1.5...4 |                       |
| 0.5...4 / 0.5...4 |                       |
| 0.4...0.7 (M 2.5) |                       |

10 / 3.5 x 0.6

| Type            | Qty. | Order No.  |
|-----------------|------|------------|
| SAKT 4/DU O.STB | 50   | 0246320000 |
|                 |      |            |
|                 |      |            |

| Type                    | Current [A] | Qty. | Order No.  |
|-------------------------|-------------|------|------------|
| QL 2 SAK2.5             | 41          | 100  | 0155900000 |
| QL 3 SAK2.5             | 41          | 100  | 0156000000 |
| QL 4 SAK2.5             | 41          | 50   | 0156100000 |
| QL 10 SAK2.5            | 41          | 20   | 0338100000 |
| VH 12/4.9/3.3 SAK6N     |             | 100  | 0249000000 |
| KISC M3X15/6 SAK2.5 CU5 |             | 100  | 0377200000 |
| Width [mm]              |             |      |            |
| TW AST1/PA HP/DBR/0.5   | 0.5         | 20   | 0474700000 |
| TSCH 2                  | 0.6         | 100  | 0353660000 |
| QVS 2/4 SAKT4           |             | 20   | 1319260000 |
| VH 16/5/3.5 SAK10-35    |             | 50   | 0309700000 |
| BFSC M3X22 SAKT4        |             | 50   | 1319900000 |
| PS 2.3 RT               |             | 20   | 0180400000 |
| STB 8.5/D4.5/2/M3 SAKT4 |             | 50   | 0244600000 |
| STB 8.5/5/2.3/M3 SAK2.5 |             | 50   | 0280600000 |
| SSP 4 SAKT4             |             | 20   | 1319360000 |

To safe the test sockets use the SDIZ-blade (see chapter Tools) or bits with pilots



# Feed-through terminals for thermocouples

## Thermocouple-terminals TS 32/PA

Busbars made from thermocouple materials according to DIN IEC 584

### SAK 2.5 TC

### DK 4 Q/TC



|                                   |                   |
|-----------------------------------|-------------------|
| Width/length/height with TS15x5.5 | mm                |
| max. current / max. conductor     | A/mm <sup>2</sup> |
| max. clamping range               | mm <sup>2</sup>   |

|                 |  |
|-----------------|--|
| 6 x 36.5 x 49.5 |  |
| / 2.5           |  |
| 0.5 ... 2.5     |  |

|               |  |
|---------------|--|
| 6 x 54 x 59.5 |  |
| / 4           |  |
| 0.5 ... 4     |  |

### Technical data

| Measure/Approvals  |            |
|--|------------|
| Width/length/height (mm)                                     | with TS 32 |
| Insulation stripping length/clamping screw/screwdriver blade |            |

|                       |
|-----------------------|
| 6/36.5/49.5           |
| 10 mm/M 2.5/3.5 x 0.6 |

|                    |
|--------------------|
| 6/54/59.5          |
| 9 mm/M 3/3.5 x 0.6 |

| Technical data/VDE   |                 |
|--|-----------------|
| Insulation stripping length/clamping screw/screwdriver blade | mm <sup>2</sup> |

|     |
|-----|
| 2.5 |
|-----|

|   |
|---|
| 4 |
|---|

|                         |    |
|-------------------------|----|
| Tightening torque range | Nm |
|-------------------------|----|

|           |
|-----------|
| 0.4...0.6 |
|-----------|

|         |
|---------|
| 0.5...1 |
|---------|

### Ordering data

| Version | Type |
|---------|------|
| NiCr    |      |
| Ni      |      |
| CuNi    |      |
| Fe      |      |
| Cu      |      |
| NiCr/Ni | K    |
| Cu/CuNi | T    |
| Fe/CuNi | J    |

| Qty. | Order No.  |
|------|------------|
| 100  | 0107260000 |
| 100  | 0107160000 |
| 100  | 0189860000 |
| 100  | 0190060000 |
| 100  | 0189960000 |
| 100  | 1338260000 |
| 100  | 1338160000 |
| 100  | 1338060000 |

| Qty. | Order No.  |
|------|------------|
| 100  | 1338260000 |
| 100  | 1338160000 |
| 100  | 1338060000 |

| End plate | Type |
|-----------|------|
|           | PA   |

| Type | Width [mm] | Qty. | Order No.  |
|------|------------|------|------------|
| AP   | 1.5        | 20   | 0279560000 |

| Type | Width [mm] | Qty. | Order No.  |
|------|------------|------|------------|
| AP   | 1.5        | 20   | 1397160000 |

| Partition | Type         |
|-----------|--------------|
|           | PA           |
|           | WEM          |
|           | for TS 32 HP |

| Type | Width [mm] | Qty. | Order No.  |
|------|------------|------|------------|
| TW   | 1.5        | 20   | 0302860000 |

| Type   | Width [mm] | Qty. | Order No.  |
|--------|------------|------|------------|
| WTW EN | 3.0        | 20   | 1058800000 |
| TW HP  | 2.0        | 20   | 0607000000 |

| Labelling systems | Labelling tags |
|-------------------|----------------|
|                   | DEK 6          |

|       |
|-------|
| DEK 6 |
|-------|

|       |
|-------|
| DEK 6 |
|-------|

Detailed information on other accessories and their use can be found in the "Accessories" section.

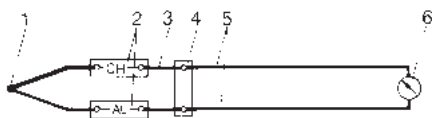
Further versions on request.

Further versions on request.

# Feed-through terminals for thermocouples

Weidmüller's **thermocouple-terminals** are specially designed for transmitting the smallest voltages in temperature measuring circuits. Special busbars ensure that no false signals occur in the terminal when temperature differences exist in the positive and negative path. This high measuring precision is necessary for, e.g. test beds, air craft engines, for complicated chemical processes, controls, etc.

## I. Configuration of a temperature measuring circuit



- 1 Thermocouple (sensor)
- 2 Thermocouple terminals
- 3 Compensation conductor
- 4 Reference point
- 5 Supply conductors (to and from)
- 6 Measuring device

The thermocouple terminals displayed in this measurement circuit are used to thermoelectrically transmit thermal e.m.f. of the thermocouple to the reference point and indicating device via the thermocouple.

## II. Symbols Thermocouples according to IEC 584 DIN 43710

|                               | Terminal | Busbar material trade name |
|-------------------------------|----------|----------------------------|
| <b>a) Type J</b>              |          |                            |
| <b>Fe</b><br>(positive leg)   |          | Iron                       |
| <b>CuNi</b><br>(negative leg) |          | Constantan                 |
| <b>b) Type T</b>              |          |                            |
| <b>Cu</b><br>(positive leg)   |          | Copper                     |
| <b>CuNi</b><br>(negative leg) |          | Constantan                 |
| <b>c) Type K</b>              |          |                            |
| <b>NiCr</b><br>(positive leg) |          | Chromel                    |
| <b>Ni</b><br>(negative leg)   |          | Alumel                     |

# Modular terminals with screwless connections



with push-on connection  
TS 32 / PA

AST 1

2.5 mm<sup>2</sup>

AST 3

2.5 mm<sup>2</sup>



When using ATEX certified components in hazardous area applications the installation instructions and the rated data for accessories in the technical appendix must be considered.

|   |                   |
|---|-------------------|
| <b>Width/Length/Height with TS32</b>    | mm                |
| Max. current / max. cond. cross-section | A/mm <sup>2</sup> |
| Max. clamping range                     | mm <sup>2</sup>   |

|                      |                        |                        |
|----------------------|------------------------|------------------------|
| <b>6.5 x 58 x 46</b> | F6.3 F6.3<br>F2.8 F2.8 | F6.3 F6.3<br>F2.8 F2.8 |
| <b>20</b>            |                        |                        |

|                      |                    |                    |
|----------------------|--------------------|--------------------|
| <b>6.5 x 40 x 46</b> | 6.3 6.3<br>2.8 2.8 | 6.3 6.3<br>2.8 2.8 |
| <b>20</b>            |                    |                    |

## Technical data

| Rated data  |                 |
|---|-----------------|
| Rated voltage   | V               |
| Rated current   | A               |
| Rated cross-section                                     | mm <sup>2</sup> |
| Rated impulse voltage / Pollution severity              | kV/-            |
| Plug gauge IEC 60-947-1 / flammability class acc. UL 94 |                 |
| Approvals   |                 |

IEC 60947-7-1 / IEC 61210

| IEC | UL    | CSA | EN 50019 |
|-----|-------|-----|----------|
| 800 | 600   | 300 |          |
| 20  | 13    | 16  |          |
| 2.5 |       |     |          |
|     | 6 / 3 |     |          |
|     | / V2  |     |          |

IEC 60947-7-1 / IEC 61210

| IEC | UL    | CSA | EN 50019 |
|-----|-------|-----|----------|
| 800 | 300   | 300 |          |
| 20  | 13    | 16  |          |
| 2.5 |       |     |          |
|     | 6 / 3 |     |          |
|     | / 5VA |     |          |

| Clampable conductors (H05V/H07V)         |                 |
|--|-----------------|
| Solid / stranded                         | mm <sup>2</sup> |
| Flexible / flexible w. wire end ferrule  | mm <sup>2</sup> |
| Tightening torque range (clamping screw) | Nm              |
| Stripping length / blade size            | mm / -          |



Rated connection Additional connection



Rated connection Additional connection

| 2 clampable conductors of equal cross-section |                 |
|---|-----------------|
| Solid / stranded                              | mm <sup>2</sup> |
| Flexible / flexible w. wire end ferrule       | mm <sup>2</sup> |

## Information

For tab connection use a insulated sleeve.

For tab connection use a insulated sleeve.

## Order data


| Version        |  |
|----------------|--|
| slotted        |  |
| Unslotted      |  |
| slotted blue   |  |
| Unslotted blue |  |

| Type          | Qty. | Order No.  |
|---------------|------|------------|
| AST 1 6.3/2.8 | 50   | 0478260000 |
| AST 1 6.3     | 50   | 0266360000 |

| Type      | Qty. | Order No.  |
|-----------|------|------------|
| AST 3 6.3 | 100  | 0236760000 |

## Information

## Accessories

| Cross-connection  |         |
|---|---------|
|  | 2-pole  |
|   | 3-pole  |
|   | 4-pole  |
|   | 10-pole |

| Type      | Current [A] | Qty. | Order No.  |
|-----------|-------------|------|------------|
| Q 2 SAK4  | 41          | 50   | 0336700000 |
| Q 3 SAK4  | 41          | 50   | 0336800000 |
| Q 4 SAK4  | 41          | 50   | 0336900000 |
| Q 10 SAK4 | 41          | 20   | 0368800000 |

| Type      | Current [A] | Qty. | Order No.  |
|-----------|-------------|------|------------|
| Q 2 SAK4  | 41          | 50   | 0336700000 |
| Q 3 SAK4  | 41          | 50   | 0336800000 |
| Q 4 SAK4  | 41          | 50   | 0336900000 |
| Q 10 SAK4 | 41          | 20   | 0368800000 |

| Plug adapter |         |
|--------------|---------|
|              | 2-pole  |
|              | 3-pole  |
|              | 4-pole  |
|              | 5-polig |
|              | 8-pole  |

| Type      | Current [A] | Qty. | Order No.  |
|-----------|-------------|------|------------|
| STA 2.5/2 |             | 100  | 0165860000 |
| STA 2.5/3 |             | 50   | 0165960000 |
| STA 2.5/4 |             | 50   | 0190360000 |
| STA 2.5/5 |             | 50   | 0166060000 |
| STA 2.5/8 |             | 50   | 0166160000 |

| Type      | Current [A] | Qty. | Order No.  |
|-----------|-------------|------|------------|
| STA 2.5/2 |             | 100  | 0165860000 |
| STA 2.5/3 |             | 50   | 0165960000 |
| STA 2.5/4 |             | 50   | 0190360000 |
| STA 2.5/5 |             | 50   | 0166060000 |
| STA 2.5/8 |             | 50   | 0166160000 |

| End plate / partition |  |
|-----------------------|--|
| End plate             |  |
| Partition             |  |
| Partition disc        |  |

| Type                  | Width [mm] | Qty. | Order No.  |
|-----------------------|------------|------|------------|
| AP AST1+5 DB          | 1.5        | 20   | 0266400000 |
| TW AST1/PA HP/DBR/0.5 | 0.5        | 20   | 0474700000 |
| TSCH 1                | 2          | 100  | 0319160000 |

| Type                  | Width [mm] | Qty. | Order No.  |
|-----------------------|------------|------|------------|
| AP SAK2.5/35 + AST3+4 | 1.5        | 20   | 0460560000 |
| TW SAKS2 HP/DBR/2     | 2          | 20   | 0607000000 |
| TSCH 1                | 2          | 100  | 0319160000 |

| Testing/Checking      |     |
|-----------------------|-----|
| for testing           | PS  |
| wired terminal strips | StB |

| Type                    | Current [A] | Qty. | Order No.  |
|-------------------------|-------------|------|------------|
| PS 2.3 RT               |             | 20   | 0180400000 |
| STB 14/D5/2.3/M3 SAK2.5 |             | 50   | 0168600000 |

| Type                    | Current [A] | Qty. | Order No.  |
|-------------------------|-------------|------|------------|
| PS 2.3 RT               |             | 20   | 0180400000 |
| STB 14/D5/2.3/M3 SAK2.5 |             | 50   | 0168600000 |

| Insulating sleeve |     |
|-------------------|-----|
|                   | 2,8 |
|                   | 6,3 |

| Type          | Current [A] | Qty. | Order No.  |
|---------------|-------------|------|------------|
| IH 2.8 DB     |             | 100  | 0386060000 |
| IH 6.3 WEM GE |             | 100  | 0386260000 |

| Type          | Current [A] | Qty. | Order No.  |
|---------------|-------------|------|------------|
| IH 2.8 DB     |             | 100  | 0386060000 |
| IH 6.3 WEM GE |             | 100  | 0386260000 |

## Marking systems

DEK 6,5


DEK 6

For detailed information on other accessories and applications see "Accessories"

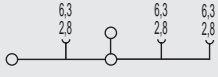
# Modular terminals with screwless connections

## AST 5

4 mm<sup>2</sup>



6.5 x 58 x 46  
20 / 6  
0.2 ... 6



IEC 60947-7-1 / IEC 61210

| IEC | UL                        | CSA | EN 50019 |
|-----|---------------------------|-----|----------|
| 800 | 300                       | 300 |          |
| 20  | 13                        | 16  |          |
| 4   | AWG 22... 12 AWG 24... 12 |     |          |
|     | 6 / 3                     |     |          |
|     | A4 / V2                   |     |          |



| Rated connection    | Additional connection |
|---------------------|-----------------------|
| 0.5...6 / 1.5...2.5 |                       |
| 0.5...4 / 0.5...4   |                       |
| 0.5...1.0 (M3)      |                       |
| 12 / 3.5 x 0.6      |                       |

For tab connection use a insulated sleeve.

| Type             | Qty. | Order No.  |
|------------------|------|------------|
| AST 5 SF 6.3/2.8 | 50   | 0479260000 |
| AST 5 SF 6.3     | 50   | 0334560000 |

| Type      | Current [A] | Qty. | Order No.  |
|-----------|-------------|------|------------|
| Q 2 SAK4  | 41          | 50   | 0336700000 |
| Q 3 SAK4  | 41          | 50   | 0336800000 |
| Q 4 SAK4  | 41          | 50   | 0336900000 |
| Q 10 SAK4 | 41          | 20   | 0368800000 |


|                         | Width [mm] | Qty. | Order No.  |
|-------------------------|------------|------|------------|
| AP AST1+5 KRG           | 3          | 20   | 0266420000 |
| TW SAKS2 HP/DBR/2       | 2          | 20   | 0607000000 |
| TSCH 1                  | 2          | 100  | 0319160000 |
| PS 2.3 RT               |            | 20   | 0180400000 |
| STB 14/D5/2.3/M3 SAK2.5 |            | 50   | 0168600000 |

|               |     |            |
|---------------|-----|------------|
| IH 2.8 DB     | 100 | 0386060000 |
| IH 6.3 WEM GE | 100 | 0386260000 |

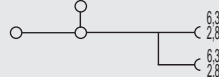
DEK 6,5

## SAK 4 S

4 mm<sup>2</sup>



6.5 x 40 x 51.5  
20 / 6  
0.13 ... 6



IEC 60947-7-1 / IEC 61210

| IEC | UL                        | CSA | EN 50019 |
|-----|---------------------------|-----|----------|
| 500 | 300                       | 300 |          |
| 20  | 13                        | 13  |          |
| 4   | AWG 26... 12 AWG 26... 12 |     |          |
|     | 6 / 3                     |     |          |
|     | A4 / V2                   |     |          |



| Rated connection   | Additional connection |
|--------------------|-----------------------|
| 0.33...6 / 1.5...4 |                       |
| 0.5...4 / 0.5...4  |                       |
| 0.5...1.0 (M3)     |                       |
| 12 / 3.5 x 0.6     |                       |

For tab connection use a insulated sleeve.

| Type            | Qty. | Order No.  |
|-----------------|------|------------|
| SAK 4 S 6.3/2.8 | 100  | 0401260000 |

| Type       | Current [A] | Qty. | Order No.  |
|------------|-------------|------|------------|
| QL 2 SAK4  | 32          | 100  | 0130600000 |
| QL 3 SAK4  | 32          | 100  | 0130700000 |
| QL 4 SAK4  | 32          | 50   | 0130800000 |
| QL 10 SAK4 | 32          | 20   | 0338200000 |


|              | Width [mm] | Qty. | Order No.  |
|--------------|------------|------|------------|
| AP SAK4-10   | 1.5        | 20   | 0117960000 |
| TW 4 SAK4-10 | 1.5        | 20   | 0130160000 |

|               |     |            |
|---------------|-----|------------|
| IH 2.8 DB     | 100 | 0386060000 |
| IH 6.3 WEM GE | 100 | 0386260000 |

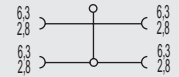
DEK 6,5

## SAK 4 SS

4 mm<sup>2</sup>



6.5 x 40 x 51.5  
20



IEC 60947-7-1 / IEC 61210

| IEC | UL                        | CSA | EN 50019 |
|-----|---------------------------|-----|----------|
| 500 | 600                       | 300 |          |
| 20  | 13                        | 13  |          |
| 4   | AWG 18... 14 AWG 18... 14 |     |          |
|     | 6 / 3                     |     |          |
|     | / V2                      |     |          |



| Rated connection | Additional connection |
|------------------|-----------------------|
|                  |                       |
|                  |                       |
|                  |                       |
|                  |                       |

For tab connection use a insulated sleeve.

| Type             | Qty. | Order No.  |
|------------------|------|------------|
| SAK 4 SS 6.3/2.8 | 100  | 0479660000 |
| SAK 4 SS 6.3/PA  | 100  | 0352960000 |

| Type       | Current [A] | Qty. | Order No.  |
|------------|-------------|------|------------|
| QL 2 SAK4  | 32          | 100  | 0130600000 |
| QL 3 SAK4  | 32          | 100  | 0130700000 |
| QL 4 SAK4  | 32          | 50   | 0130800000 |
| QL 10 SAK4 | 32          | 20   | 0338200000 |

|                | Width [mm] | Qty. | Order No.  |
|----------------|------------|------|------------|
| AP SAK4-10 KRG | 1.5        | 20   | 0117920000 |
| TW SAK4-10 KRG | 2.5        | 20   | 0130120000 |

|               |     |            |
|---------------|-----|------------|
| IH 2.8 DB     | 100 | 0386060000 |
| IH 6.3 WEM GE | 100 | 0386260000 |

DEK 6,5

# Modular terminals with screwless connections



with push-on connection  
TS 32 / PA

DK 4 S

4 mm<sup>2</sup>

DK 4 S 2.8

4 mm<sup>2</sup>



When using ATEX certified components in hazardous area applications the installation instructions and the rated data for accessories in the technical appendix must be considered.

|   |                   |
|---|-------------------|
| <b>Width/Length/Height with TS32</b>    | mm                |
| Max. current / max. cond. cross-section | A/mm <sup>2</sup> |
| Max. clamping range                     | mm <sup>2</sup>   |

|                      |            |
|----------------------|------------|
| <b>6 x 54 x 59.5</b> | 6.3<br>2.8 |
| <b>20 / 4</b>        | 6.3<br>2.8 |
| <b>0.33 ... 4</b>    |            |

|                      |     |
|----------------------|-----|
| <b>6 x 54 x 59.5</b> | 2.8 |
| <b>10 / 4</b>        | 2.8 |
| <b>0.33 ... 4</b>    |     |

## Technical data

| Rated data  |                 |
|---|-----------------|
| Rated voltage   | V               |
| Rated current   | A               |
| Rated cross-section                                     | mm <sup>2</sup> |
| Rated impulse voltage / Pollution severity              | kV/-            |
| Plug gauge IEC 60-947-1 / flammability class acc. UL 94 | Approvals       |

IEC 60947-7-1 / IEC 61210

| IEC     | UL           | CSA          | EN 50019 |
|---------|--------------|--------------|----------|
| 400     | 300          | 300          |          |
| 10      | 10           | 10           |          |
| 4       | AWG 22... 12 | AWG 22... 12 |          |
| 6 / 3   |              |              |          |
| A3 / V2 |              |              |          |

IEC 60947-7-1 / IEC 61210

| IEC     | UL           | CSA          | EN 50019 |
|---------|--------------|--------------|----------|
| 400     | 300          | 300          |          |
| 10      | 10           | 10           |          |
| 4       | AWG 22... 12 | AWG 22... 12 |          |
| 6 / 3   |              |              |          |
| A3 / V2 |              |              |          |

| Clampable conductors (H05V/H07V)         |                 |
|--|-----------------|
| Solid / stranded                         | mm <sup>2</sup> |
| Flexible / flexible w. wire end ferrule  | mm <sup>2</sup> |
| Tightening torque range (clamping screw) | Nm              |
| Stripping length / blade size            | mm / -          |

| Rated connection    | Additional connection |
|---------------------|-----------------------|
| 0.5...4 / 1.5...4   |                       |
| 0.5...4 / 0.5...2.5 |                       |
| 0.5...0.8 (M 3)     |                       |
| 8 / 3.5 x 0.6       |                       |

| Rated connection    | Additional connection |
|---------------------|-----------------------|
| 0.5...4 / 1.5...4   |                       |
| 0.5...4 / 0.5...2.5 |                       |
| 0.5...0.8 (M 3)     |                       |
| 8 / 3.5 x 0.6       |                       |

| 2 clampable conductors of equal cross-section |                 |
|---|-----------------|
| Solid / stranded                              | mm <sup>2</sup> |
| Flexible / flexible w. wire end ferrule       | mm <sup>2</sup> |

For tab connection use a insulated sleeve.

For tab connection use a insulated sleeve.

## Information

## Order data


| Version        |  |
|----------------|--|
| slotted        |  |
| Unslotted      |  |
| slotted blue   |  |
| Unslotted blue |  |

## Information

| Type             | Qty. | Order No.  |
|------------------|------|------------|
| DK 4S SF 6.3/2.8 | 100  | 0631260000 |

| Type           | Qty. | Order No.  |
|----------------|------|------------|
| DK 4S SF 4X2.8 | 100  | 0631160000 |

## Accessories

| Cross-connection  |         |
|---|---------|
|  | 2-pole  |
|   | 3-pole  |
|   | 4-pole  |
|   | 10-pole |

| Type      | Current [A] | Qty. | Order No.  |
|-----------|-------------|------|------------|
| Q 2 AKZ4  | 32          | 50   | 0336400000 |
| Q 3 AKZ4  | 32          | 50   | 0336500000 |
| Q 4 AKZ4  | 32          | 50   | 0336600000 |
| Q 10 AKZ4 | 32          | 20   | 0368600000 |

| Type      | Current [A] | Qty. | Order No.  |
|-----------|-------------|------|------------|
| Q 2 AKZ4  | 32          | 50   | 0336400000 |
| Q 3 AKZ4  | 32          | 50   | 0336500000 |
| Q 4 AKZ4  | 32          | 50   | 0336600000 |
| Q 10 AKZ4 | 32          | 20   | 0368600000 |

| Plug adapter |         |
|--------------|---------|
|              | 2-pole  |
|              | 3-pole  |
|              | 4-pole  |
|              | 5-polig |
|              | 8-pole  |

| End plate / partition |  |
|-----------------------|--|
| End plate             |  |
| Partition             |  |
| Partition disc        |  |

| Width [mm]              |     |     |            |
|-------------------------|-----|-----|------------|
| AP DK4S                 | 20  |     | 0631360000 |
| TSCH 6 DKI S4           | 5   | 100 | 0190260000 |
| PS 2,3 RT               | 20  |     | 0180400000 |
| STB 8.5/D4/2.3/M2.5 AKZ | 50  |     | 0215700000 |
| IH 2.8 DB               | 100 |     | 0386060000 |
| IH 6.3 WEM GE           | 100 |     | 0386260000 |

| Width [mm]              |     |     |            |
|-------------------------|-----|-----|------------|
| AP DK4S                 | 20  |     | 0631360000 |
| TSCH 6 DKI S4           | 5   | 100 | 0190260000 |
| PS 2,3 RT               | 20  |     | 0180400000 |
| STB 8.5/D4/2.3/M2.5 AKZ | 50  |     | 0215700000 |
| IH 2.8 DB               | 100 |     | 0386060000 |

| Testing/Checking      |     |
|-----------------------|-----|
| for testing           | PS  |
| wired terminal strips | StB |

| Insulating sleeve |     |
|-------------------|-----|
|                   | 2,8 |
|                   | 6,3 |

## Marking systems

DEK 6

DEK 6

For detailed information on other accessories and applications see "Accessories"

# Modular terminals with screwless connections


with Termi-Point/Wire-Wrap connection  
TS 32 / PA

**SAK 2.5 T 1x1**

**2.5 mm<sup>2</sup>**

**DK 4 T**

**4 mm<sup>2</sup>**



When using ATEX certified components in hazardous area applications the installation instructions and the rated data for accessories in the technical appendix must be considered.

|   |                   |
|---|-------------------|
| <b>Width/Length/Height with TS32</b>    | mm                |
| Max. current / max. cond. cross-section | A/mm <sup>2</sup> |
| Max. clamping range                     | mm <sup>2</sup>   |

|                      |  |
|----------------------|--|
| <b>6 x 36.5 x 67</b> |  |
| <b>8 / 6</b>         |  |
| <b>0.33 ... 6</b>    |  |

|                      |  |
|----------------------|--|
| <b>6 x 50 x 77.5</b> |  |
| <b>10 / 6</b>        |  |
| <b>0.5 ... 6</b>     |  |

## Technical data

| Rated data  |                 |
|---|-----------------|
| Rated voltage   | V               |
| Rated current   | A               |
| Rated cross-section                                     | mm <sup>2</sup> |
| Rated impulse voltage / Pollution severity              | kV/-            |
| Plug gauge IEC 60-947-1 / flammability class acc. UL 94 |                 |
| Approvals   |                 |

IEC 60947-7-1 / VDE 41611-4

| IEC | UL | CSA          | EN 50019 |
|-----|----|--------------|----------|
| 250 |    | 300          |          |
| 8   |    | 10           |          |
| 2.5 |    | AWG 22... 12 |          |
|     |    | 4 / 3        |          |
|     |    | A3 / V2      |          |

IEC 60947-7-1 / IEC 61210

| IEC | UL | CSA     | EN 50019 |
|-----|----|---------|----------|
| 250 |    |         |          |
| 10  |    |         |          |
| 4   |    |         |          |
|     |    | 4 / 3   |          |
|     |    | A3 / V2 |          |

| Clampable conductors (H05V/H07V)         |                 |
|--|-----------------|
| Solid / stranded                         | mm <sup>2</sup> |
| Flexible / flexible w. wire end ferrule  | mm <sup>2</sup> |
| Tightening torque range (clamping screw) | Nm              |
| Stripping length / blade size            | mm / -          |

| Rated connection    | Additional connection |
|---------------------|-----------------------|
| 0.5...6 / 0.5...2.5 |                       |
| 0.5...4 / 0.5...2.5 |                       |
| 0.4...0.7 (M 2.5)   |                       |
| 12 / 3.5 x 0.6      |                       |

| Rated connection    | Additional connection |
|---------------------|-----------------------|
| 0.5...6 / 1.5...4   |                       |
| 0.5...4 / 0.5...2.5 |                       |
| 0.6...0.8 (M 3)     |                       |
| 8 / 3.5 x 0.6       |                       |

| 2 clampable conductors of equal cross-section |                 |
|---|-----------------|
| Solid / stranded                              | mm <sup>2</sup> |
| Flexible / flexible w. wire end ferrule       | mm <sup>2</sup> |

## Information

## Order data

| Version          |  |
|------------------|--|
| right            |  |
| horizontal right |  |
| vertical right   |  |
| 2 x vertical     |  |
| left             |  |
| vertical left    |  |

| Type           | Qty. | Order No.  |
|----------------|------|------------|
| SAK 2.5 SW 1X1 | 100  | 0108560000 |
|                |      |            |
|                |      |            |
|                |      |            |
|                |      |            |
|                |      |            |

| Type        | Qty. | Order No.  |
|-------------|------|------------|
| DK 4 SW 1X1 | 50   | 0536560000 |
|             |      |            |
|             |      |            |
|             |      |            |
|             |      |            |
|             |      |            |

## Information

## Accessories

| Cross-connection output-side (screwable) |         |             |                  |
|--|---------|-------------|------------------|
|  | 2-pole  | Q 2 SAK2.5  | 41 50 0337000000 |
|  | 3-pole  | Q 3 SAK2.5  | 41 50 0337100000 |
|  | 4-pole  | Q 4 SAK2.5  | 41 50 0337200000 |
|  | 10-pole | Q 10 SAK2.5 | 41 20 0368700000 |

| End plate / partition |           |     |                |
|-----------------------|-----------|-----|----------------|
| End plate             | AP SAK2.5 | 1.5 | 20 0279560000  |
| End plate blue        |           |     |                |
| Partition             | TW SAK2.5 | 2.5 | 20 0302860000  |
| Partition             |           |     |                |
| Partition disc        | TSCH 1    | 2   | 100 0319160000 |

| External cross-connection |  |            |  |
|---------------------------|--|------------|--|
|                           |  | Width [mm] |  |
| 2-pole                    |  |            |  |
| 3-pole                    |  |            |  |
| 4-pole                    |  |            |  |

| Cover            |  |  |  |
|------------------|--|--|--|
| Cover            |  |  |  |
| Plombierschraube |  |  |  |

| Testing/Checking      |     |                         |               |
|-----------------------|-----|-------------------------|---------------|
| for testing           | PS  | PS 2.3 RT               | 20 0180400000 |
| wired terminal strips | StB | STB 8.5/5/2.3/M3 SAK2.5 | 50 0280600000 |

| Marking systems |  |  |  |
|-----------------|--|--|--|
| DEK 6           |  |  |  |

For detailed information on other accessories and applications see "Accessories"

| Type      | Current [A] | Qty. | Order No.  |
|-----------|-------------|------|------------|
| Q 2 AKZ4  | 32          | 50   | 0336400000 |
| Q 3 AKZ4  | 32          | 50   | 0336500000 |
| Q 4 AKZ4  | 32          | 50   | 0336600000 |
| Q 10 AKZ4 | 32          | 20   | 0368600000 |

| Type              | Current [A] | Qty. | Order No.  |
|-------------------|-------------|------|------------|
| AP DK4            | 1.5         | 20   | 0359260000 |
| AP DK4 BL         | 1.5         | 20   | 0359280000 |
| TW SAKS2 HP/DBR/2 | 2           | 20   | 0607000000 |
|                   |             |      |            |
| TSCH 4 AKZ4       | 6           | 100  | 0363360000 |

| Width [mm]     |    |  |            |
|----------------|----|--|------------|
| QB 2 WI RA6 IS | 50 |  | 0482700000 |
| QB 3 WI RA6 IS | 50 |  | 0482800000 |
| QB 4 WI RA6 IS | 50 |  | 0482900000 |

| Cover            |  |  |  |
|------------------|--|--|--|
| Cover            |  |  |  |
| Plombierschraube |  |  |  |

| Testing/Checking      |     |                         |               |
|-----------------------|-----|-------------------------|---------------|
| for testing           | PS  | PS 2.3 RT               | 20 0180400000 |
| wired terminal strips | StB | STB 8.5/D4/2.3/M2.5 AKZ | 50 0215700000 |

| Marking systems |  |  |  |
|-----------------|--|--|--|
| DEK 6           |  |  |  |

For detailed information on other accessories and applications see "Accessories"

with Termi-Point/Wire-Wrap connection TS 32 / PA

**B**

# Modular terminals with screwless connections


with solder connection  
TS 32 / PA

DK 4 T 0.8x1.6

4 mm<sup>2</sup>

DK 4 T / DK 4 QT 0.8x2.4

4 mm<sup>2</sup>



When using ATEX certified components in hazardous area applications the installation instructions and the rated data for accessories in the technical appendix must be considered.

|   |                   |
|---|-------------------|
| <b>Width/Length/Height with TS32</b>    | mm                |
| Max. current / max. cond. cross-section | A/mm <sup>2</sup> |
| Max. clamping range                     | mm <sup>2</sup>   |

|                      |  |
|----------------------|--|
| <b>6 x 50 x 77.5</b> |  |
| <b>10 / 6</b>        |  |
| <b>0.5 ... 6</b>     |  |

|                      |  |
|----------------------|--|
| <b>6 x 50 x 77.5</b> |  |
| <b>10 / 6</b>        |  |
| <b>0.5 ... 6</b>     |  |

## Technical data

| Rated data  |                 |
|---|-----------------|
| Rated voltage   | V               |
| Rated current   | A               |
| Rated cross-section                                     | mm <sup>2</sup> |
| Rated impulse voltage / Pollution severity              | kV/-            |
| Plug gauge IEC 60-947-1 / flammability class acc. UL 94 |                 |
| Approvals   |                 |

| IEC 60947-7-1 / IEC 61210 |    |         |          |  |
|---------------------------|----|---------|----------|--|
| IEC                       | UL | CSA     | EN 50019 |  |
| 250                       |    |         |          |  |
| 10                        |    |         |          |  |
| 4                         |    |         |          |  |
|                           |    | 4 / 3   |          |  |
|                           |    | A3 / V2 |          |  |

| IEC 60947-7-1 / IEC 61210 |    |         |          |  |
|---------------------------|----|---------|----------|--|
| IEC                       | UL | CSA     | EN 50019 |  |
| 250                       |    |         |          |  |
| 10                        |    |         |          |  |
| 4                         |    |         |          |  |
|                           |    | 4 / 3   |          |  |
|                           |    | A3 / V2 |          |  |

| Clampable conductors (H05V/H07V)         |                 |
|--|-----------------|
| Solid / stranded                         | mm <sup>2</sup> |
| Flexible / flexible w. wire end ferrule  | mm <sup>2</sup> |
| Tightening torque range (clamping screw) | Nm              |
| Stripping length / blade size            | mm / -          |

| Rated connection    | Additional connection |
|---------------------|-----------------------|
| 0.5...6 / 1.5...4   |                       |
| 0.5...4 / 0.5...2.5 |                       |
| 0.6...0.8 (M3)      |                       |
| 8 / 3.5 x 0.6       |                       |

| Rated connection    | Additional connection |
|---------------------|-----------------------|
| 0.5...6 / 1.5...4   |                       |
| 0.5...4 / 0.5...2.5 |                       |
| 0.6...0.8 (M3)      |                       |
| 8 / 3.5 x 0.6       |                       |

| 2 clampable conductors of equal cross-section |                 |
|---|-----------------|
| Solid / stranded                              | mm <sup>2</sup> |
| Flexible / flexible w. wire end ferrule       | mm <sup>2</sup> |

## Information

## Order data

| Version |                  |
|---------|------------------|
|         | right            |
|         | horizontal right |
|         | vertical right   |
|         | 2 x vertical     |
|         | left             |
|         | vertical left    |

| Type           | Qty. | Order No.  |
|----------------|------|------------|
| DK 4 ST WA 1.6 | 50   | 0370460000 |
| DK 4 ST SE 1.6 | 50   | 0370360000 |

| Type            | Qty. | Order No.  |
|-----------------|------|------------|
| DK 4Q ST WA 2.4 | 50   | 1398760000 |
| DK 4 ST SE 2.4  | 50   | 0527760000 |

## Information

## Accessories

| Cross-connection output-side (screwable) |         |
|--|---------|
|  | 2-pole  |
|  | 3-pole  |
|  | 4-pole  |
|  | 10-pole |

| Type      | Current [A] | Qty. | Order No.  |
|-----------|-------------|------|------------|
| Q 2 AKZ4  | 32          | 50   | 0336400000 |
| Q 3 AKZ4  | 32          | 50   | 0336500000 |
| Q 4 AKZ4  | 32          | 50   | 0336600000 |
| Q 10 AKZ4 | 32          | 20   | 0368600000 |

| Type      | Current [A] | Qty. | Order No.  |
|-----------|-------------|------|------------|
| Q 2 AKZ4  | 32          | 50   | 0336400000 |
| Q 3 AKZ4  | 32          | 50   | 0336500000 |
| Q 4 AKZ4  | 32          | 50   | 0336600000 |
| Q 10 AKZ4 | 32          | 20   | 0368600000 |

| End plate / partition |                   |
|-----------------------|-------------------|
| End plate             | AP DK4            |
| End plate blue        | AP DK4 BL         |
| Partition             | TW SAKS2 HP/DBR/2 |
| Partition             |                   |
| Partition disc        | TSCH 4 AKZ4       |

| Type              | Current [A] | Qty. | Order No.  |
|-------------------|-------------|------|------------|
| AP DK4            | 1.5         | 20   | 0359260000 |
| AP DK4 BL         | 1.5         | 20   | 0359280000 |
| TW SAKS2 HP/DBR/2 | 2           | 20   | 0607000000 |
| TSCH 4 AKZ4       | 6           | 100  | 0363360000 |

| Type              | Current [A] | Qty. | Order No.  |
|-------------------|-------------|------|------------|
| AP DK4            | 1.5         | 20   | 0359260000 |
| AP DK4 BL         | 1.5         | 20   | 0359280000 |
| TW SAKS2 HP/DBR/2 | 2           | 20   | 0607000000 |
| TSCH 4 AKZ4       | 6           | 100  | 0363360000 |

| External cross-connection |                |
|---------------------------|----------------|
| 2-pole                    | QB 2 WI RA6 IS |
| 3-pole                    | QB 3 WI RA6 IS |
| 4-pole                    | QB 4 WI RA6 IS |

| Type           | Width [mm] | Qty. | Order No.  |
|----------------|------------|------|------------|
| QB 2 WI RA6 IS | 50         | 50   | 0482700000 |
| QB 3 WI RA6 IS | 50         | 50   | 0482800000 |
| QB 4 WI RA6 IS | 50         | 50   | 0482900000 |

| Type           | Width [mm] | Qty. | Order No.  |
|----------------|------------|------|------------|
| QB 2 WI RA6 IS | 50         | 50   | 0482700000 |
| QB 3 WI RA6 IS | 50         | 50   | 0482800000 |
| QB 4 WI RA6 IS | 50         | 50   | 0482900000 |

| Cover            |  |
|------------------|--|
| Cover            |  |
| Plombierschraube |  |

| Testing/Checking      |     |
|-----------------------|-----|
| for testing           | PS  |
| wired terminal strips | StB |

| Type                    | Qty. | Order No.  |
|-------------------------|------|------------|
| PS 2.3 RT               | 20   | 0180400000 |
| STB 8.5/D4/2.3/M2.5 AKZ | 50   | 0215700000 |

| Type                    | Qty. | Order No.  |
|-------------------------|------|------------|
| PS 2.3 RT               | 20   | 0180400000 |
| STB 8.5/D4/2.3/M2.5 AKZ | 50   | 0215700000 |

| Marking systems |       |
|-----------------|-------|
|                 | DEK 6 |

| Marking systems |       |
|-----------------|-------|
|                 | DEK 6 |

| Marking systems |       |
|-----------------|-------|
|                 | DEK 6 |

For detailed information on other accessories and applications see "Accessories"




# Modular terminals with screwless connections

## SAKRT

4 mm<sup>2</sup>



6.5 x 42 x 40.5  
8 / 4  
0.5 ... 4



IEC 60947-7-1 / VDE 41611-4 / VDE 0100-537

| IEC | UL      | CSA | EN 50019 |
|-----|---------|-----|----------|
| 250 |         |     |          |
| 8   |         |     |          |
| 4   |         |     |          |
|     | 4 / 3   |     |          |
|     | A3 / V2 |     |          |


| Rated connection    | Additional connection |
|---------------------|-----------------------|
| 0.5...4 / 1.5...4   |                       |
| 0.5...4 / 0.5...2.5 |                       |
| 0.5...1.0 (M 3)     |                       |
| 8 / 3.5 x 0.6       |                       |

| Type           | Qty. | Order No.  |
|----------------|------|------------|
| SAKR ST SE 2.4 | 100  | 0545060000 |
| SAKR WS 1X1    | 100  | 0587460000 |


| Type              | Current [A] | Qty. | Order No.  |
|-------------------|-------------|------|------------|
| AP SAKR BE        | 1.5         | 20   | 0211360000 |
| TW SAKS2 HP/DBR/2 | 2           | 20   | 0607000000 |
| <b>Width [mm]</b> |             |      |            |
| QB 2 WI RA6 IS    |             | 50   | 0482700000 |
| QB 3 WI RA6 IS    |             | 50   | 0482800000 |
| QB 4 WI RA6 IS    |             | 50   | 0482900000 |
| PS 2.3 RT         |             | 20   | 0180400000 |
| DEK 6,5           |             |      |            |

## SAK 2.5 L

2.5 mm<sup>2</sup>



6 x 44 x 46.5  
17.5 / 6  
0.33 ... 6



IEC 60947-7-1 / IEC 60068-2-20

| IEC  | UL      | CSA          | EN 50019 |
|------|---------|--------------|----------|
| 250  |         | 300          |          |
| 17.5 |         | 10           |          |
| 2.5  |         | AWG 22... 12 |          |
|      | 4 / 3   |              |          |
|      | A3 / V2 |              |          |

| Rated connection    | Additional connection |
|---------------------|-----------------------|
| 0.5...6 / 0.5...2.5 |                       |
| 0.5...4 / 0.5...2.5 |                       |
| 0.4...0.7 (M 2.5)   |                       |
| 12 / 3.5 x 0.6      |                       |


| Type       | Qty. | Order No.  |
|------------|------|------------|
| SAK 2.5 SL | 100  | 0351460000 |
| SAK 2.5 LS | 100  | 0544160000 |

| Type                    | Current [A] | Qty. | Order No.  |
|-------------------------|-------------|------|------------|
| Q 2 SAK2.5              | 41          | 50   | 0337000000 |
| Q 3 SAK2.5              | 41          | 50   | 0337100000 |
| Q 4 SAK2.5              | 41          | 50   | 0337200000 |
| Q 10 SAK2.5             | 41          | 20   | 0368700000 |
| AP SAK2.5               | 1.5         | 20   | 0279560000 |
| AP SAK2.5 BL            | 1.5         | 20   | 0279580000 |
| TW SAK2.5               | 2.5         | 20   | 0302860000 |
| TSCH 1                  | 2           | 100  | 0319160000 |
| <b>Width [mm]</b>       |             |      |            |
| AD 4 AKZ4               |             | 50   | 0303400000 |
| BFSC M3X22 PA/RT        |             | 100  | 0128900000 |
| PS 2.3 RT               |             | 20   | 0180400000 |
| STB 8.5/5/2.3/M3 SAK2.5 |             | 50   | 0280600000 |
| DEK 6                   |             |      |            |


## SAK 2.5 LL

1.5 mm<sup>2</sup>

solder connection both sides



6 x 54 x 46.5  
17.5 / 3.3  
0.13 ... 3.3



IEC 60947-7-1 / IEC 60068-2-20

| IEC  | UL    | CSA          | EN 50019 |
|------|-------|--------------|----------|
| 250  |       | 300          |          |
| 17.5 |       | 10           |          |
| 1.5  |       | AWG 26... 12 |          |
|      | 4 / 3 |              |          |
|      | / V2  |              |          |

| Rated connection | Additional connection |
|------------------|-----------------------|
|                  |                       |
|                  |                       |
|                  |                       |
|                  |                       |

| Type       | Qty. | Order No.  |
|------------|------|------------|
| SAK 2.5 LL | 100  | 0323660000 |

| Type                    | Current [A] | Qty. | Order No.  |
|-------------------------|-------------|------|------------|
| Q 2 SAK2.5              | 41          | 50   | 0337000000 |
| Q 3 SAK2.5              | 41          | 50   | 0337100000 |
| Q 4 SAK2.5              | 41          | 50   | 0337200000 |
| Q 10 SAK2.5             | 41          | 20   | 0368700000 |
| AP SAK2.5               | 1.5         | 20   | 0279560000 |
| AP SAK2.5 BL            | 1.5         | 20   | 0279580000 |
| TW SAK2.5               | 2.5         | 20   | 0302860000 |
| TSCH 1                  | 2           | 100  | 0319160000 |
| <b>Width [mm]</b>       |             |      |            |
| AD 4 AKZ4               |             | 50   | 0303400000 |
| BFSC M3X22 PA/RT        |             | 100  | 0128900000 |
| PS 2.3 RT               |             | 20   | 0180400000 |
| STB 8.5/5/2.3/M3 SAK2.5 |             | 50   | 0280600000 |
| DEK 6                   |             |      |            |

# Modular terminals with screwless connections



with solder connection  
TS 32 / PA

SAKR L

4 mm<sup>2</sup>

SAKR L STB 6

4 mm<sup>2</sup>



When using ATEX certified components in hazardous area applications the installation instructions and the rated data for accessories in the technical appendix must be considered.

|   |                   |
|---|-------------------|
| <b>Width/Length/Height with TS32</b>    | mm                |
| Max. current / max. cond. cross-section | A/mm <sup>2</sup> |
| Max. clamping range                     | mm <sup>2</sup>   |

|                        |  |
|------------------------|--|
| <b>6.5 x 50 x 40.5</b> |  |
| <b>10 / 4</b>          |  |
| <b>0.33 ... 4</b>      |  |

|                        |  |
|------------------------|--|
| <b>6.5 x 50 x 40.5</b> |  |
| <b>10 / 4</b>          |  |
| <b>0.5 ... 4</b>       |  |

## Technical data

| Rated data  |                 |
|---|-----------------|
| Rated voltage   | V               |
| Rated current   | A               |
| Rated cross-section                                     | mm <sup>2</sup> |
| Rated impulse voltage / Pollution severity              | kV/-            |
| Plug gauge IEC 60-947-1 / flammability class acc. UL 94 |                 |
| Approvals   |                 |

| IEC 60947-7-1 / IEC 60068-2-20 / VDE 0100-537 |             |             |          |
|---|-------------|-------------|----------|
| IEC   | UL          | CSA         | EN 50019 |
| 250   | 300         | 300         |          |
| 10  | 10          | 10          |          |
| 4   | AWG 22...12 | AWG 22...12 |          |
|   |             | 4 / 3       |          |
|   |             | A3 / V2     |          |

| IEC 60947-7-1 / IEC 60068-2-20 / VDE 0100-537 |    |         |          |
|---|----|---------|----------|
| IEC   | UL | CSA     | EN 50019 |
| 250   |    |         |          |
| 10  |    |         |          |
| 4   |    |         |          |
|   |    | 4 / 3   |          |
|   |    | A3 / V2 |          |

| Clampable conductors (H05V/H07V)         |                 |
|--|-----------------|
| Solid / stranded                         | mm <sup>2</sup> |
| Flexible / flexible w. wire end ferrule  | mm <sup>2</sup> |
| Tightening torque range (clamping screw) | Nm              |
| Stripping length / blade size            | mm / -          |

| Rated connection    | Additional connection |
|---------------------|-----------------------|
| 0.5...4 / 0.5...4   |                       |
| 0.5...4 / 0.5...2.5 |                       |
| 0.5...1.0 (M 3)     |                       |
| 8 / 3.5 x 0.6       |                       |

| Rated connection    | Additional connection |
|---------------------|-----------------------|
| 0.5...4 / 1.5...4   |                       |
| 0.5...4 / 0.5...2.5 |                       |
| 0.5...1.0 (M 3)     |                       |
| 8 / 3.5 x 0.6       |                       |

| 2 clampable conductors of equal cross-section |                 |
|---|-----------------|
| Solid / stranded                              | mm <sup>2</sup> |
| Flexible / flexible w. wire end ferrule       | mm <sup>2</sup> |

## Information

The tightening torque is 0.5-0.7 Nm for disconnect terminals with sockets.

## Order data

| Version |       |
|---------|-------|
|         | beige |
|         | blue  |

| Type    | Qty. | Order No.  |
|---------|------|------------|
| SAKR LS | 100  | 0412460000 |

| Type            | Qty. | Order No.  |
|-----------------|------|------------|
| SAKR LS 2STB    | 100  | 0518160000 |
| SAKR SL 2STB BL | 100  | 0572680000 |

## Information

## Accessories

| Cross-connection, screwable |                   |
|-----------------------------|-------------------|
|                             | 2-pole            |
|                             | 3-pole            |
|                             | 4-pole            |
|                             | 10-pole           |
|                             | Connecting sleeve |
|                             | Fixing screw      |
|                             | Fuse cartridges   |

| Type           | Current [A] | Qty. | Order No.  |
|----------------|-------------|------|------------|
| QB 2 WI RA6 IS | 27          | 50   | 0482700000 |
| QB 3 WI RA6 IS | 27          | 50   | 0482800000 |
| QB 4 WI RA6 IS | 27          | 50   | 0482900000 |

| Type           | Current [A] | Qty. | Order No.  |
|----------------|-------------|------|------------|
| QB 2 WI RA6 IS | 27          | 50   | 0482700000 |
| QB 3 WI RA6 IS | 27          | 50   | 0482800000 |
| QB 4 WI RA6 IS | 27          | 50   | 0482900000 |

| Cross-connection saddle |                         |
|-------------------------|-------------------------|
|                         | Cross-connection saddle |
|                         | Connecting sleeve       |
|                         | Fixing screw            |

| Socket / Test plug |           |
|--------------------|-----------|
|                    | Socket    |
|                    | Test plug |

| Type                   | Qty. | Order No.  |
|------------------------|------|------------|
| STB 6/D3.7/2.3/M3 SAKR | 100  | 0379400000 |
| PS 2.3 RT              | 20   | 0180400000 |

| Type                   | Qty. | Order No.  |
|------------------------|------|------------|
| STB 6/D3.7/2.3/M3 SAKR | 100  | 0379400000 |
| PS 2.3 RT              | 20   | 0180400000 |

| End plate |       |
|-----------|-------|
|           | beige |
|           | blue  |

| Type       | Width [mm] | Qty. | Order No.  |
|------------|------------|------|------------|
| AP SAKR BE | 1.5        | 20   | 0211360000 |
| AP SAKR BL | 1.5        | 20   | 0211380000 |

| Type       | Width [mm] | Qty. | Order No.  |
|------------|------------|------|------------|
| AP SAKR BE | 1.5        | 20   | 0211360000 |
| AP SAKR BL | 1.5        | 20   | 0211380000 |

| Partition / Partition disc |                |
|----------------------------|----------------|
|                            | beige          |
|                            | blue           |
|                            | Partition disc |

| Type              | Width [mm] | Qty. | Order No.  |
|-------------------|------------|------|------------|
| TW SAKS2 HP/DBR/2 | 2          | 20   | 0607000000 |

| Type              | Width [mm] | Qty. | Order No.  |
|-------------------|------------|------|------------|
| TW SAKS2 HP/DBR/2 | 2          | 20   | 0607000000 |

| Cover / fixing screw (plastic) |                        |
|--------------------------------|------------------------|
|                                | Cover                  |
|                                | Fixing screw (plastic) |

## Marking systems

DEK 6,5

DEK 6,5


Detailed information on all versions in chapter accessories.

QB 25 blank, see chapter accessories. To use twin ferrules ZH 0,5 to ZH 1,5 is possible.


# Modular terminals with screwless connections

**SAKR LL**

**1.5 mm<sup>2</sup>**



**6.5 x 58 x 40.5**  
**10 / 1.5**  
**0.5 ... 1.5**



IEC 60947-7-1 / IEC 60068-2-20 / VDE 0100-537


| IEC | UL    | CSA         | EN 50019 |
|-----|-------|-------------|----------|
| 250 |       | 300         |          |
| 10  |       | 10          |          |
| 1.5 |       | AWG 22...12 |          |
|     | 4 / 3 |             |          |
|     | / V2  |             |          |




**Rated connection**      **Additional connection**

**SAKR LL STB 6**

**1.5 mm<sup>2</sup>**



**6.5 x 58 x 40.5**  
**10 / 1.5**  
**0.5 ... 1.5**



IEC 60947-7-1 / IEC 60068-2-20 / VDE 0100-537

| IEC | UL    | CSA         | EN 50019 |
|-----|-------|-------------|----------|
| 250 |       | 300         |          |
| 10  |       | 10          |          |
| 1.5 |       | AWG 22...12 |          |
|     | 4 / 3 |             |          |
|     | / V2  |             |          |



**Rated connection**      **Additional connection**

/ 3.5 x 0.6

Tightening torque for the test sockets 0.5 ... 0.7 Nm

| Type    | Qty. | Order No.  |
|---------|------|------------|
| SAKR LL | 100  | 0464460000 |

| Type         | Qty. | Order No.  |
|--------------|------|------------|
| SAKR LL 2STB | 100  | 0294260000 |

| Type              | Current [A] | Qty. | Order No.  |
|-------------------|-------------|------|------------|
| <b>Width [mm]</b> |             |      |            |
| AP SAKR BE        | 1.5         | 20   | 0211380000 |
| AP SAKR BL        | 1.5         | 20   | 0211380000 |
| <b>Width [mm]</b> |             |      |            |
| TW SAKS2 HP/DBR/2 | 2           | 20   | 0607000000 |

| Type                  | Current [A] | Qty. | Order No.  |
|-----------------------|-------------|------|------------|
| PS 2.3 RT             |             | 20   | 0180400000 |
| <b>Width [mm]</b>     |             |      |            |
| AP SAKR BE            | 1.5         | 20   | 0211380000 |
| AP SAKR BL            | 1.5         | 20   | 0211380000 |
| <b>Width [mm]</b>     |             |      |            |
| TW AST1/PA HP/DBR/0.5 | 0.5         | 20   | 0474700000 |

DEK 6,5

DEK 6,5

# Modular terminals with screwless connections



with push-on connection  
TS 32 / KrG

AST 1

2.5 mm<sup>2</sup>

AST 3

2.5 mm<sup>2</sup>



When using ATEX certified components in hazardous area applications the installation instructions and the rated data for accessories in the technical appendix must be considered.

|   |                   |
|---|-------------------|
| <b>Width/Length/Height with TS32</b>    | mm                |
| Max. current / max. cond. cross-section | A/mm <sup>2</sup> |
| Max. clamping range                     | mm <sup>2</sup>   |

|                      |                    |
|----------------------|--------------------|
| <b>6.5 x 58 x 46</b> | 6.3 6.3<br>2.8 2.8 |
| <b>20</b>            |                    |

|                      |                    |
|----------------------|--------------------|
| <b>6.5 x 40 x 46</b> | 6.3 6.3<br>2.8 2.8 |
| <b>20</b>            |                    |

## Technical data

| Rated data  |                 |
|---|-----------------|
| Rated voltage   | V               |
| Rated current   | A               |
| Rated cross-section                                     | mm <sup>2</sup> |
| Rated impulse voltage / Pollution severity              | kV/-            |
| Plug gauge IEC 60-947-1 / flammability class acc. UL 94 |                 |
| Approvals   |                 |

IEC 60947-7-1 / IEC 61210

| IEC | UL    | CSA | EN 50019 |
|-----|-------|-----|----------|
| 800 | 600   | 300 |          |
| 20  | 13    | 16  |          |
| 2.5 |       |     |          |
|     | 6 / 3 |     |          |
|     | / 5VA |     |          |

IEC 60947-7-1 / IEC 61210

| IEC | UL    | CSA | EN 50019 |
|-----|-------|-----|----------|
| 800 |       |     |          |
| 20  | 13    | 16  |          |
| 2.5 |       |     |          |
|     | 6 / 3 |     |          |
|     | / 5VA |     |          |

| Clampable conductors (H05V/H07V)         |                 |
|--|-----------------|
| Solid / stranded                         | mm <sup>2</sup> |
| Flexible / flexible w. wire end ferrule  | mm <sup>2</sup> |
| Tightening torque range (clamping screw) | Nm              |
| Stripping length / blade size            | mm / -          |



**Rated connection**      **Additional connection**



**Rated connection**      **Additional connection**

| 2 clampable conductors of equal cross-section |                 |
|---|-----------------|
| Solid / stranded                              | mm <sup>2</sup> |
| Flexible / flexible w. wire end ferrule       | mm <sup>2</sup> |

## Information

For tab connection use a insulated sleeve.

For tab connection use a insulated sleeve.

## Order data


| Version        |  |
|----------------|--|
| slotted        |  |
| Unslotted      |  |
| slotted blue   |  |
| Unslotted blue |  |

| Type              | Qty. | Order No.  |
|-------------------|------|------------|
| AST 1 6.3/2.8 KRG | 50   | 0478220000 |
| AST 1 6.3 KRG     | 50   | 0266320000 |

| Type                 | Qty. | Order No.  |
|----------------------|------|------------|
| AST 3 6.3/2.8 KRG    | 100  | 0442420000 |
| AST 3 6.3 KRG        | 100  | 0298020000 |
| AST 3 6.3/2.8 KRG/BL | n.a. | 0442470000 |

## Information

## Accessories

| Cross-connection  |         |
|---|---------|
|  | 2-pole  |
|   | 3-pole  |
|   | 4-pole  |
| (Q)   | 10-pole |

| Type      | Current [A] | Qty. | Order No.  |
|-----------|-------------|------|------------|
| Q 2 SAK4  | 41          | 50   | 0336700000 |
| Q 3 SAK4  | 41          | 50   | 0336800000 |
| Q 4 SAK4  | 41          | 50   | 0336900000 |
| Q 10 SAK4 | 41          | 20   | 0368800000 |

| Type      | Current [A] | Qty. | Order No.  |
|-----------|-------------|------|------------|
| Q 2 SAK4  | 41          | 50   | 0336700000 |
| Q 3 SAK4  | 41          | 50   | 0336800000 |
| Q 4 SAK4  | 41          | 50   | 0336900000 |
| Q 10 SAK4 | 41          | 20   | 0368800000 |

| Plug adapter |         |
|--------------|---------|
|              | 2-pole  |
|              | 3-pole  |
|              | 4-pole  |
|              | 5-polig |
|              | 8-pole  |

| Type      | Current [A] | Qty. | Order No.  |
|-----------|-------------|------|------------|
| STA 2.5/2 |             | 100  | 0165860000 |
| STA 2.5/3 |             | 50   | 0165960000 |
| STA 2.5/4 |             | 50   | 0190360000 |
| STA 2.5/5 |             | 50   | 0166060000 |
| STA 2.5/8 |             | 50   | 0166160000 |

| Type      | Current [A] | Qty. | Order No.  |
|-----------|-------------|------|------------|
| STA 2.5/2 |             | 100  | 0165860000 |
| STA 2.5/3 |             | 50   | 0165960000 |
| STA 2.5/4 |             | 50   | 0190360000 |
| STA 2.5/5 |             | 50   | 0166060000 |
| STA 2.5/8 |             | 50   | 0166160000 |

| End plate / partition |  |
|-----------------------|--|
| End plate             |  |
| Partition             |  |
| Partition disc        |  |

| Type              | Width [mm] | Qty. | Order No.  |
|-------------------|------------|------|------------|
| AP AST1+5 KRG     | 3          | 20   | 0266420000 |
| TW SAKS2 HP/DBR/2 | 2          | 20   | 0607000000 |
| TSCH 1            | 2          | 100  | 0319160000 |

| Type              | Width [mm] | Qty. | Order No.  |
|-------------------|------------|------|------------|
| AP AST3+4 KRG     | 3          | 20   | 0298120000 |
| TW SAKS2 HP/DBR/2 | 2          | 20   | 0607000000 |
| TSCH 1            | 2          | 100  | 0319160000 |

| Testing/Checking      |     |
|-----------------------|-----|
| for testing           | PS  |
| wired terminal strips | StB |

| Type                    | Current [A] | Qty. | Order No.  |
|-------------------------|-------------|------|------------|
| PS 2.3 RT               |             | 20   | 0180400000 |
| STB 14/D5/2.3/M3 SAK2.5 |             | 50   | 0168600000 |

| Type                    | Current [A] | Qty. | Order No.  |
|-------------------------|-------------|------|------------|
| PS 2.3 RT               |             | 20   | 0180400000 |
| STB 14/D5/2.3/M3 SAK2.5 |             | 50   | 0168600000 |

| Insulating sleeve |     |
|-------------------|-----|
|                   | 2,8 |
|                   | 6,3 |

| Type          | Current [A] | Qty. | Order No.  |
|---------------|-------------|------|------------|
| IH 2.8 DB     |             | 100  | 0386060000 |
| IH 6.3 WEM GE |             | 100  | 0386260000 |

| Type          | Current [A] | Qty. | Order No.  |
|---------------|-------------|------|------------|
| IH 2.8 DB     |             | 100  | 0386060000 |
| IH 6.3 WEM GE |             | 100  | 0386260000 |

## Marking systems

DEK 6,5


DEK 6

For detailed information on other accessories and applications see "Accessories"

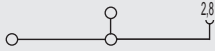
# Modular terminals with screwless connections

## AST 4

2.5 mm<sup>2</sup>



6.2 x 40 x 46  
20 / 4  
0.2 ... 4



IEC 60947-7-1 / IEC 61210

| IEC      | UL                        | CSA | EN 50019 |
|----------|---------------------------|-----|----------|
| 800      | 300                       | 300 |          |
| 20       | 13                        | 16  |          |
| 2.5      | AWG 22... 12 AWG 24... 12 |     |          |
| 6 / 3    |                           |     |          |
| A3 / 5VA |                           |     |          |



| Rated connection      | Additional connection |
|-----------------------|-----------------------|
| 0.5...4 / 1.5...2.5   |                       |
| 0.5...2.5 / 0.5...2.5 |                       |
| 0.4...0.7 (M 2.5)     |                       |
| 9 / 3.5 x 0.6         |                       |

For tab connection use a insulated sleeve.

| Type                 | Qty. | Order No.  |
|----------------------|------|------------|
| AST 4 SF 6.3/2.8 KRG | 100  | 0439120000 |
| AST 4 SF 6.3 KRG     | 100  | 0321220000 |

| Type      | Current [A] | Qty. | Order No.  |
|-----------|-------------|------|------------|
| Q 2 SAK4  | 41          | 50   | 0336700000 |
| Q 3 SAK4  | 41          | 50   | 0336800000 |
| Q 4 SAK4  | 41          | 50   | 0336900000 |
| Q 10 SAK4 | 41          | 20   | 0368800000 |

|           |     |            |
|-----------|-----|------------|
| STA 2.5/2 | 100 | 0165860000 |
| STA 2.5/3 | 50  | 0165960000 |
| STA 2.5/4 | 50  | 0190360000 |
| STA 2.5/5 | 50  | 0166060000 |
| STA 2.5/8 | 50  | 0166160000 |

| Width [mm]        |   |     |            |
|-------------------|---|-----|------------|
| AP AST3+4 KRG     | 3 | 20  | 0298120000 |
| TW SAKS2 HP/DBR/2 | 2 | 20  | 0607000000 |
| TSCH 1            | 2 | 100 | 0319160000 |


|                         |    |            |
|-------------------------|----|------------|
| PS 2.3 RT               | 20 | 0180400000 |
| STB 14/D5/2.3/M3 SAK2.5 | 50 | 0168600000 |

|               |     |            |
|---------------|-----|------------|
| IH 2.8 DB     | 100 | 0386060000 |
| IH 6.3 WEM GE | 100 | 0386260000 |

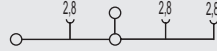
DEK 6

## AST 5

4 mm<sup>2</sup>



6.5 x 58 x 46  
20 / 6  
0.2 ... 6



IEC 60947-7-1 / IEC 61210

| IEC      | UL                        | CSA | EN 50019 |
|----------|---------------------------|-----|----------|
| 800      | 300                       | 300 |          |
| 20       | 13                        | 16  |          |
| 4        | AWG 22... 12 AWG 24... 12 |     |          |
| 6 / 3    |                           |     |          |
| A4 / 5VA |                           |     |          |



| Rated connection    | Additional connection |
|---------------------|-----------------------|
| 0.5...6 / 1.5...2.5 |                       |
| 0.5...4 / 0.5...4   |                       |
| 0.5...1.0 (M 3)     |                       |
| 12 / 3.5 x 0.6      |                       |

For tab connection use a insulated sleeve.

| Type                 | Qty. | Order No.  |
|----------------------|------|------------|
| AST 5 SF 6.3/2.8 KRG | 50   | 0479220000 |
| AST 5 SF 6.3 KRG     | 50   | 0334520000 |

| Type      | Current [A] | Qty. | Order No.  |
|-----------|-------------|------|------------|
| Q 2 SAK4  | 41          | 50   | 0336700000 |
| Q 3 SAK4  | 41          | 50   | 0336800000 |
| Q 4 SAK4  | 41          | 50   | 0336900000 |
| Q 10 SAK4 | 41          | 20   | 0368800000 |

|                   |   |     |            |
|-------------------|---|-----|------------|
| AP AST1+5 KRG     | 3 | 20  | 0266420000 |
| TW SAKS2 HP/DBR/2 | 2 | 20  | 0607000000 |
| TSCH 1            | 2 | 100 | 0319160000 |

| Width [mm]     |     |    |            |
|----------------|-----|----|------------|
| AP SAK4-10 KRG | 1.5 | 20 | 0117920000 |
| TW SAK4-10 KRG | 2.5 | 20 | 0130120000 |


|                         |    |            |
|-------------------------|----|------------|
| PS 2.3 RT               | 20 | 0180400000 |
| STB 14/D5/2.3/M3 SAK2.5 | 50 | 0168600000 |

|               |     |            |
|---------------|-----|------------|
| IH 2.8 DB     | 100 | 0386060000 |
| IH 6.3 WEM GE | 100 | 0386260000 |


DEK 6,5

## SAK 4 S

4 mm<sup>2</sup>



6.5 x 40 x 51.5  
20 / 6  
0.13 ... 6



IEC 60947-7-1 / IEC 61210

| IEC      | UL                        | CSA | EN 50019 |
|----------|---------------------------|-----|----------|
| 500      | 300                       | 300 |          |
| 20       | 13                        | 13  |          |
| 4        | AWG 26... 12 AWG 26... 12 |     |          |
| 6 / 3    |                           |     |          |
| A4 / 5VA |                           |     |          |



| Rated connection   | Additional connection |
|--------------------|-----------------------|
| 0.33...6 / 1.5...4 |                       |
| 0.5...4 / 0.5...4  |                       |
| 0.5...1.0 (M 3)    |                       |
| 12 / 3.5 x 0.6     |                       |

For tab connection use a insulated sleeve.

| Type                | Qty. | Order No.  |
|---------------------|------|------------|
| SAK 4 S 6.3/2.8/KRG | 100  | 0401220000 |
| SAK 4 S 6.3 KRG     | 100  | 0479520000 |

| Type       | Current [A] | Qty. | Order No.  |
|------------|-------------|------|------------|
| QL 2 SAK4  | 32          | 100  | 0130600000 |
| QL 3 SAK4  | 32          | 100  | 0130700000 |
| QL 4 SAK4  | 32          | 50   | 0130800000 |
| QL 10 SAK4 | 32          | 20   | 0338200000 |

|                |     |    |            |
|----------------|-----|----|------------|
| AP SAK4-10 KRG | 1.5 | 20 | 0117920000 |
| TW SAK4-10 KRG | 2.5 | 20 | 0130120000 |

| Width [mm]     |     |    |            |
|----------------|-----|----|------------|
| AP SAK4-10 KRG | 1.5 | 20 | 0117920000 |
| TW SAK4-10 KRG | 2.5 | 20 | 0130120000 |

|                         |    |            |
|-------------------------|----|------------|
| PS 2.3 RT               | 20 | 0180400000 |
| STB 14/D5/2.3/M3 SAK2.5 | 50 | 0168600000 |

|               |     |            |
|---------------|-----|------------|
| IH 2.8 DB     | 100 | 0386060000 |
| IH 6.3 WEM GE | 100 | 0386260000 |


DEK 6,5

# Modular terminals with screwless connections

with push-on connection  
TS 32 / KrG

SAK 4 SS

4 mm<sup>2</sup>



When using ATEX certified components in hazardous area applications the installation instructions and the rated data for accessories in the technical appendix must be considered.

|   |                   |
|---|-------------------|
| <b>Width/Length/Height with TS32</b>    | mm                |
| Max. current / max. cond. cross-section | A/mm <sup>2</sup> |
| Max. clamping range                     | mm <sup>2</sup>   |

|                        |  |
|------------------------|--|
| <b>6.5 x 40 x 51.5</b> |  |
| <b>20</b>              |  |

B

## Technical data

|   |                 |
|---|-----------------|
| <b>Rated data</b>                                       |                 |
| Rated voltage   | V               |
| Rated current   | A               |
| Rated cross-section                                     | mm <sup>2</sup> |
| Rated impulse voltage / Pollution severity              | kV/-            |
| Plug gauge IEC 60-947-1 / flammability class acc. UL 94 |                 |
| Approvals   |                 |

IEC 60947-7-1 / IEC 61210

| IEC   | UL           | CSA          | EN 50019 |
|-------|--------------|--------------|----------|
| 500   | 600          | 300          |          |
| 20    | 13           | 13           |          |
| 4     | AWG 18... 14 | AWG 18... 14 |          |
| 6 / 3 |              |              |          |
| / 5VA |              |              |          |

|  |                 |
|--|-----------------|
| <b>Clampable conductors (H05V/H07V)</b>  |                 |
| Solid / stranded                         | mm <sup>2</sup> |
| Flexible / flexible w. wire end ferrule  | mm <sup>2</sup> |
| Tightening torque range (clamping screw) | Nm              |
| Stripping length / blade size            | mm / -          |



| Rated connection | Additional connection |
|------------------|-----------------------|
|                  |                       |
|                  |                       |
|                  |                       |

|  |                 |
|--|-----------------|
| <b>2 clampable conductors of equal cross-section</b> |                 |
| Solid / stranded                                     | mm <sup>2</sup> |
| Flexible / flexible w. wire end ferrule              | mm <sup>2</sup> |

|                    |
|--------------------|
| <b>Information</b> |
|--------------------|

For tab connection use a insulated sleeve.

## Order data

|                |                |
|----------------|----------------|
| <b>Version</b> |                |
|                | slotted        |
|                | Unslotted      |
|                | slotted blue   |
|                | Unslotted blue |

| Type                    | Qty. | Order No.  |
|-------------------------|------|------------|
| SAK 4 SS 6.3/2.8 KRG    | 100  | 0479620000 |
| SAK 4 SS 6.3/KRG        | 100  | 0352920000 |
| SAK 4 SS 6.3/2.8 KRG/BL | 100  | 0479670000 |
| SAK 4 SS 6.3 KRG/BL     | 100  | 0352970000 |

|                    |
|--------------------|
| <b>Information</b> |
|--------------------|

## Accessories

|                         |         |
|-------------------------|---------|
| <b>Cross-connection</b> |         |
|                         | 2-pole  |
|                         | 3-pole  |
|                         | 4-pole  |
|                         | 10-pole |

| Type       | Current [A] | Qty. | Order No.  |
|------------|-------------|------|------------|
| QL 2 SAK4  | 32          | 100  | 0130600000 |
| QL 3 SAK4  | 32          | 100  | 0130700000 |
| QL 4 SAK4  | 32          | 50   | 0130800000 |
| QL 10 SAK4 | 32          | 20   | 0338200000 |

|                     |         |
|---------------------|---------|
| <b>Plug adapter</b> |         |
|                     | 2-pole  |
|                     | 3-pole  |
|                     | 4-pole  |
|                     | 5-polig |
|                     | 8-pole  |

|                              |                |
|------------------------------|----------------|
| <b>End plate / partition</b> |                |
|                              | End plate      |
|                              | Partition      |
|                              | Partition disc |

| Width [mm]     |     |    |            |
|----------------|-----|----|------------|
| AP SAK4-10 KRG | 1.5 | 20 | 0117920000 |
| TW SAK4-10 KRG | 2.5 | 20 | 0130120000 |

|                         |     |
|-------------------------|-----|
| <b>Testing/Checking</b> |     |
| for testing             | PS  |
| wired terminal strips   | StB |

|                          |     |
|--------------------------|-----|
| <b>Insulating sleeve</b> |     |
|                          | 2,8 |
|                          | 6,3 |

|               |     |            |
|---------------|-----|------------|
| IH 2.8 DB     | 100 | 0386060000 |
| IH 6.3 WEM GE | 100 | 0386260000 |

|                        |
|------------------------|
| <b>Marking systems</b> |
|------------------------|

DEK 6,5

For detailed information on other accessories and applications see "Accessories"

# Modular terminals with screwless connections



with Termi-Point/Wire-Wrap connection  
TS 32 / KrG

SAK 2.5 T 1x1

2.5 mm<sup>2</sup>

SAK 2.5 T 0.8x1.6

2.5 mm<sup>2</sup>



When using ATEX certified components in hazardous area applications the installation instructions and the rated data for accessories in the technical appendix must be considered.

|   |                   |
|---|-------------------|
| <b>Width/Length/Height with TS32</b>    | mm                |
| Max. current / max. cond. cross-section | A/mm <sup>2</sup> |
| Max. clamping range                     | mm <sup>2</sup>   |

|                      |
|----------------------|
| <b>6 x 36.5 x 67</b> |
| <b>8 / 6</b>         |
| <b>0.5 ... 6</b>     |

|                      |
|----------------------|
| <b>6 x 36.5 x 67</b> |
| <b>8 / 6</b>         |
| <b>0.33 ... 6</b>    |

## Technical data

| Rated data  |                 |
|---|-----------------|
| Rated voltage   | V               |
| Rated current   | A               |
| Rated cross-section                                     | mm <sup>2</sup> |
| Rated impulse voltage / Pollution severity              | kV/-            |
| Plug gauge IEC 60-947-1 / flammability class acc. UL 94 |                 |
| Approvals   |                 |

IEC 60947-7-1 / VDE 41611-4

| IEC | UL | CSA          | EN 50019 |
|-----|----|--------------|----------|
| 250 |    | 300          |          |
| 8   |    | 10           |          |
| 2.5 |    | AWG 22... 12 |          |
|     |    | 4 / 3        |          |
|     |    | A3 / 5VA     |          |

IEC 60947-7-1 / VDE 41611-4

| IEC | UL | CSA          | EN 50019 |
|-----|----|--------------|----------|
| 250 |    | 300          |          |
| 8   |    | 10           |          |
| 2.5 |    | AWG 22... 12 |          |
|     |    | 4 / 3        |          |
|     |    | A3 / 5VA     |          |

| Clampable conductors (H05V/H07V)         |                 |
|--|-----------------|
| Solid / stranded                         | mm <sup>2</sup> |
| Flexible / flexible w. wire end ferrule  | mm <sup>2</sup> |
| Tightening torque range (clamping screw) | Nm              |
| Stripping length / blade size            | mm / -          |

| Rated connection    | Additional connection |
|---------------------|-----------------------|
| 0.5...6 / 0.5...2.5 |                       |
| 0.5...4 / 0.5...2.5 |                       |
| 0.4...0.7 (M 2.5)   |                       |
| 12 / 3.5 x 0.6      |                       |

| Rated connection    | Additional connection |
|---------------------|-----------------------|
| 0.5...6 / 0.5...2.5 |                       |
| 0.5...4 / 0.5...2.5 |                       |
| 0.4...0.7 (M 2.5)   |                       |
| 12 / 3.5 x 0.6      |                       |

| 2 clampable conductors of equal cross-section |                 |
|---|-----------------|
| Solid / stranded                              | mm <sup>2</sup> |
| Flexible / flexible w. wire end ferrule       | mm <sup>2</sup> |

## Information

## Order data

| Version          |  |
|------------------|--|
| right            |  |
| horizontal right |  |
| vertical right   |  |
| 2 x vertical     |  |
| left             |  |
| vertical left    |  |

| Type               | Qty. | Order No.  |
|--------------------|------|------------|
| SAK 2.5 SW 1X1/KRG | 100  | 0108520000 |
|                    |      |            |
|                    |      |            |
|                    |      |            |
|                    |      |            |

| Type                  | Qty. | Order No.  |
|-----------------------|------|------------|
| SAK 2.5 ST WA 1.6/KRG | 100  | 0485920000 |
|                       |      |            |
|                       |      |            |
|                       |      |            |
| SAK 2.5 TS SE 1.6/KRG | 100  | 0478820000 |

## Information

## Accessories

| Cross-connection output-side (screwable) |  |
|--|--|
| 2-pole                                   |  |
| 3-pole                                   |  |
| 4-pole                                   |  |
| 10-pole                                  |  |

| Type        | Current [A] | Qty. | Order No.  |
|-------------|-------------|------|------------|
| Q 2 SAK2.5  | 41          | 50   | 0337000000 |
| Q 3 SAK2.5  | 41          | 50   | 0337100000 |
| Q 4 SAK2.5  | 41          | 50   | 0337200000 |
| Q 10 SAK2.5 | 41          | 20   | 0368700000 |

| Type        | Current [A] | Qty. | Order No.  |
|-------------|-------------|------|------------|
| Q 2 SAK2.5  | 41          | 50   | 0337000000 |
| Q 3 SAK2.5  | 41          | 50   | 0337100000 |
| Q 4 SAK2.5  | 41          | 50   | 0337200000 |
| Q 10 SAK2.5 | 41          | 20   | 0368700000 |

| End plate / partition |  |
|-----------------------|--|
| End plate             |  |
| End plate blue        |  |
| Partition             |  |
| Partition             |  |
| Partition disc        |  |

| Type      | Current [A] | Qty. | Order No.  |
|-----------|-------------|------|------------|
| AP SAK2.5 | 1.5         | 20   | 0279560000 |
| TW SAK2.5 | 2.5         | 20   | 0302860000 |
| TSCH 1    | 2           | 100  | 0319160000 |

| Type          | Current [A] | Qty. | Order No.  |
|---------------|-------------|------|------------|
| AP SAK2.5 KRG | 1.5         | 20   | 0279520000 |
| TW SAK2.5 KRG | 2.5         | 20   | 0302820000 |
| TSCH 1        | 2           | 100  | 0319160000 |

| External cross-connection |  |
|---------------------------|--|
| 2-pole                    |  |
| 3-pole                    |  |
| 4-pole                    |  |

| Width [mm] |  |
|------------|--|
|            |  |
|            |  |
|            |  |

| Width [mm] |  |
|------------|--|
|            |  |
|            |  |
|            |  |

| Cover            |  |
|------------------|--|
| Cover            |  |
| Plombierschraube |  |

| Cover            |  |
|------------------|--|
| Cover            |  |
| Plombierschraube |  |

| Cover            |  |
|------------------|--|
| Cover            |  |
| Plombierschraube |  |

| Testing/Checking      |     |
|-----------------------|-----|
| for testing           | PS  |
| wired terminal strips | StB |

| Type                    | Current [A] | Qty. | Order No.  |
|-------------------------|-------------|------|------------|
| PS 2.3 RT               |             | 20   | 0180400000 |
| STB 8.5/5/2.3/M3 SAK2.5 |             | 50   | 0280600000 |

| Type                    | Current [A] | Qty. | Order No.  |
|-------------------------|-------------|------|------------|
| PS 2.3 RT               |             | 20   | 0180400000 |
| STB 8.5/5/2.3/M3 SAK2.5 |             | 50   | 0280600000 |

| Marking systems |  |
|-----------------|--|
| DEK 6           |  |

| Marking systems |  |
|-----------------|--|
| DEK 6           |  |

| Marking systems |  |
|-----------------|--|
| DEK 6           |  |


For detailed information on other accessories and applications see "Accessories"

# Modular terminals with screwless connections

with Termi-Point/Wire-Wrap connection  
TS 32 / KrG

**SAK 2.5 T / TT 0.8x2.4**

**2.5 mm<sup>2</sup>**



When using ATEX certified components in hazardous area applications the installation instructions and the rated data for accessories in the technical appendix must be considered.

|   |                   |
|---|-------------------|
| <b>Width/Length/Height with TS32</b>    | mm                |
| Max. current / max. cond. cross-section | A/mm <sup>2</sup> |
| Max. clamping range                     | mm <sup>2</sup>   |

|                      |
|----------------------|
| <b>6 x 36.5 x 67</b> |
| <b>8 / 6</b>         |
| <b>0.33 ... 6</b>    |

**B**

## Technical data

| Rated data  |                 |
|---|-----------------|
| Rated voltage   | V               |
| Rated current   | A               |
| Rated cross-section                                     | mm <sup>2</sup> |
| Rated impulse voltage / Pollution severity              | kV/-            |
| Plug gauge IEC 60-947-1 / flammability class acc. UL 94 |                 |
| Approvals   |                 |

IEC 60947-7-1 / VDE 41611-4

| IEC | UL | CSA          | EN 50019 |
|-----|----|--------------|----------|
| 250 |    | 300          |          |
| 8   |    | 10           |          |
| 2.5 |    | AWG 22... 12 |          |
|     |    | 4 / 3        |          |
|     |    | A3 / 5VA     |          |

| Clampable conductors (H05V/H07V)         |                 |
|--|-----------------|
| Solid / stranded                         | mm <sup>2</sup> |
| Flexible / flexible w. wire end ferrule  | mm <sup>2</sup> |
| Tightening torque range (clamping screw) | Nm              |
| Stripping length / blade size            | mm / -          |

| Rated connection    | Additional connection |
|---------------------|-----------------------|
| 0.5...6 / 0.5...2.5 |                       |
| 0.5...4 / 0.5...2.5 |                       |
| 0.4...0.7 (M 2.5)   |                       |
| 12 / 3.5 x 0.6      |                       |

| 2 clampable conductors of equal cross-section |                 |
|---|-----------------|
| Solid / stranded                              | mm <sup>2</sup> |
| Flexible / flexible w. wire end ferrule       | mm <sup>2</sup> |

| Information |
|-------------|
|             |


## Order data

| Version          |
|------------------|
| right            |
| horizontal right |
| vertical right   |
| 2 x vertical     |
| left             |
| vertical left    |

| Type                  | Qty. | Order No.         |
|-----------------------|------|-------------------|
| SAK 2.5 ST WA 2.4     | 100  | <b>0687020000</b> |
| SAK 2.5 TT SE 2.4/KRG | 100  | <b>0485020000</b> |
| SAK 2.5 TS SE 2.4/KRG | 100  | <b>0371020000</b> |

| Information |
|-------------|
|             |

## Accessories

| Cross-connection output-side (screwable)  |         |
|---|---------|
|  | 2-pole  |
|   | 3-pole  |
|   | 4-pole  |
| (Q)   | 10-pole |

| Type        | Current [A] | Qty. | Order No.         |
|-------------|-------------|------|-------------------|
| Q 2 SAK2.5  | 41          | 50   | <b>0337000000</b> |
| Q 3 SAK2.5  | 41          | 50   | <b>0337100000</b> |
| Q 4 SAK2.5  | 41          | 50   | <b>0337200000</b> |
| Q 10 SAK2.5 | 41          | 20   | <b>0368700000</b> |

| End plate / partition |               |
|-----------------------|---------------|
| End plate             | AP SAK2.5 KRG |
| End plate blue        |               |
| Partition             | TW SAK2.5 KRG |
| Partition             |               |
| Partition disc        | TSCH 1        |

| Type          | Current [A] | Qty. | Order No.         |
|---------------|-------------|------|-------------------|
| AP SAK2.5 KRG | 1.5         | 20   | <b>0279520000</b> |
| TW SAK2.5 KRG | 2.5         | 20   | <b>0302820000</b> |
| TSCH 1        | 2           | 100  | <b>0319160000</b> |

| External cross-connection |  |
|---------------------------|--|
| 2-pole                    |  |
| 3-pole                    |  |
| 4-pole                    |  |

| Width [mm] |  |  |  |
|------------|--|--|--|
|            |  |  |  |
|            |  |  |  |
|            |  |  |  |

| Cover            |  |
|------------------|--|
| Cover            |  |
| Plombierschraube |  |

| Testing/Checking      |     |
|-----------------------|-----|
| for testing           | PS  |
| wired terminal strips | StB |

| Type                    | Qty. | Order No.         |
|-------------------------|------|-------------------|
| PS 2.3 RT               | 20   | <b>0180400000</b> |
| STB 8.5/5/2.3/M3 SAK2.5 | 50   | <b>0280600000</b> |

| Marking systems |  |
|-----------------|--|
|                 |  |

|       |
|-------|
| DEK 6 |
|-------|

For detailed information on other accessories and applications see "Accessories"



# Modular terminals with screwless connections

with solder connection  
TS 32 / KrG

When using ATEX certified components in hazardous area applications the installation instructions and the rated data for accessories in the technical appendix must be considered.

|   |                   |
|---|-------------------|
| <b>Width/Length/Height with TS32</b>    | mm                |
| Max. current / max. cond. cross-section | A/mm <sup>2</sup> |
| Max. clamping range                     | mm <sup>2</sup>   |

## Technical data

| Rated data  |                 |
|---|-----------------|
| Rated voltage   | V               |
| Rated current   | A               |
| Rated cross-section                                     | mm <sup>2</sup> |
| Rated impulse voltage / Pollution severity              | kV/-            |
| Plug gauge IEC 60-947-1 / flammability class acc. UL 94 |                 |
| Approvals   |                 |

| Clampable conductors (H05V/H07V)         |                 |
|--|-----------------|
| Solid / stranded                         | mm <sup>2</sup> |
| Flexible / flexible w. wire end ferrule  | mm <sup>2</sup> |
| Tightening torque range (clamping screw) | Nm              |
| Stripping length / blade size            | mm / -          |

| 2 clampable conductors of equal cross-section |                 |
|---|-----------------|
| Solid / stranded                              | mm <sup>2</sup> |
| Flexible / flexible w. wire end ferrule       | mm <sup>2</sup> |


| Information |
|-------------|
|             |

## Order data

| Version |
|---------|
| yellow  |
| blue    |

| Information |
|-------------|
|             |

## Accessories

| Cross-connection, screwable   |                   |
|---|-------------------|
|  |                   |
|   | (Q)               |
| 2-pole  | Connecting sleeve |
| 3-pole  | Fixing screw      |
| 4-pole  | Fuse cartridges   |
| 10-pole   |                   |

| Cross-connection saddle |  |
|-------------------------|--|
| Cross-connection saddle |  |
| Connecting sleeve       |  |
| Fixing screw            |  |

| Socket / Test plug |  |
|--------------------|--|
| Socket             |  |
| Test plug          |  |

| End plate |  |
|-----------|--|
| yellow    |  |
| blue      |  |

| Partition / Partition disc |  |
|----------------------------|--|
| dark brown                 |  |
| for tropical applications  |  |
| Partition disc             |  |

| Cover / fixing screw (plastic) |  |
|--------------------------------|--|
| Cover                          |  |
| Fixing screw (plastic)         |  |


| Marking systems |  |
|-----------------|--|
|                 |  |

Detailed information on all versions in chapter accessories.

SAK 2.5 LS

2.5 mm<sup>2</sup>

with screen shield



|                      |  |
|----------------------|--|
| <b>6 x 60 x 46.5</b> |  |
| <b>32 / 6</b>        |  |
| <b>0.33 ... 6</b>    |  |

IEC 60947-7-1


| IEC | UL | CSA         | EN 50019 |
|-----|----|-------------|----------|
| 250 |    | 300         |          |
| 24  |    | 10          |          |
| 2.5 |    | AWG 22...12 |          |
|     |    | 4 / 3       |          |
|     |    | A3 / 5VA    |          |

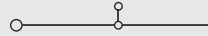


| Rated connection    | Additional connection |
|---------------------|-----------------------|
| 0.5...6 / 0.5...2.5 |                       |
| 0.5...4 / 0.5...2.5 |                       |
| 0.4...0.7 (M 2.5)   |                       |
| 12 / 3.5 x 0.6      |                       |

SAK 2.5 L

2.5 mm<sup>2</sup>



|                      |   |
|----------------------|---|
| <b>6 x 44 x 46.5</b> |  |
| <b>17.5 / 6</b>      |   |
| <b>0.33 ... 6</b>    |   |

IEC 60947-7-1 / IEC 60068-2-20

| IEC  | UL | CSA         | EN 50019 |
|------|----|-------------|----------|
| 250  |    | 300         |          |
| 17.5 |    | 10          |          |
| 2.5  |    | AWG 22...12 |          |
|      |    | 4 / 3       |          |
|      |    | A3 / 5VA    |          |



| Rated connection    | Additional connection |
|---------------------|-----------------------|
| 0.5...6 / 0.5...2.5 |                       |
| 0.5...4 / 0.5...2.5 |                       |
| 0.4...0.7 (M 2.5)   |                       |
| 12 / 3.5 x 0.6      |                       |

| Type              | Qty. | Order No.  |
|-------------------|------|------------|
| SAK 2.5 SL KRG    | 100  | 0351420000 |
| SAK 2.5 SL KRG/BL | 100  | 0351470000 |

| Type        | Qty. | Order No.  |
|-------------|------|------------|
| Q 2 SAK2.5  | 41   | 0337000000 |
| Q 3 SAK2.5  | 41   | 0337100000 |
| Q 4 SAK2.5  | 41   | 0337200000 |
| Q 10 SAK2.5 | 41   | 0368700000 |

| Type                    | Qty. | Order No.  |
|-------------------------|------|------------|
| STB 8.5/5/2.3/M3 SAK2.5 | 50   | 0280600000 |
| PS 2.3 RT               | 20   | 0180400000 |

| Type        | Current [A] | Qty. | Order No.  |
|-------------|-------------|------|------------|
| Q 2 SAK2.5  | 41          | 50   | 0337000000 |
| Q 3 SAK2.5  | 41          | 50   | 0337100000 |
| Q 4 SAK2.5  | 41          | 50   | 0337200000 |
| Q 10 SAK2.5 | 41          | 20   | 0368700000 |

| Type                 | Qty. | Order No. |
|----------------------|------|-----------|
| AP SAK2.5L KRG       | 1.5  | 20        |
| AP SAK2.5L KRG BL    | 1.5  | 20        |
| TW SAKS2 HP/DBR/2    | 2    | 20        |
| TW SAK2.5 HP/TF/GE/1 | 1    | 20        |
| TSCH 1               | 2    | 100       |

| Type             | Qty. | Order No.  |
|------------------|------|------------|
| AD 4 AKZ4        | 50   | 0303400000 |
| BFSC M3X22 PA/RT | 100  | 0128900000 |

| Type  | Qty. | Order No. |
|-------|------|-----------|
| DEK 6 |      |           |

| Type             | Qty. | Order No.  |
|------------------|------|------------|
| AD 4 AKZ4        | 50   | 0303400000 |
| BFSC M3X22 PA/RT | 100  | 0128900000 |

| Type  | Qty. | Order No. |
|-------|------|-----------|
| DEK 6 |      |           |


# Modular terminals with screwless connections

with solder connection  
TS 32 / KrG

SAK 2.5 LL


1.5 mm<sup>2</sup>

solder connection both sides



SAKR LL mit STB 6

1.5 mm<sup>2</sup>



When using ATEX certified components in hazardous area applications the installation instructions and the rated data for accessories in the technical appendix must be considered.

|   |                   |
|---|-------------------|
| <b>Width/Length/Height with TS32</b>    | mm                |
| Max. current / max. cond. cross-section | A/mm <sup>2</sup> |
| Max. clamping range                     | mm <sup>2</sup>   |

|                      |  |
|----------------------|--|
| <b>6 x 54 x 46.5</b> |  |
| <b>17.5 / 3.3</b>    |  |
| <b>0.13 ... 3.3</b>  |  |

|                        |  |
|------------------------|--|
| <b>6.5 x 58 x 40.5</b> |  |
| <b>10 / 1.5</b>        |  |
| <b>0.5 ... 1.5</b>     |  |

## Technical data

| Rated data  |                 |
|---|-----------------|
| Rated voltage   | V               |
| Rated current   | A               |
| Rated cross-section                                     | mm <sup>2</sup> |
| Rated impulse voltage / Pollution severity              | kV/-            |
| Plug gauge IEC 60-947-1 / flammability class acc. UL 94 |                 |
| Approvals   |                 |

| IEC 60947-7-1 / IEC 60068-2-20 |    |             |          |
|--------------------------------|----|-------------|----------|
| IEC                            | UL | CSA         | EN 50019 |
| 250                            |    | 300         |          |
| 17.5                           |    | 10          |          |
| 1.5                            |    | AWG 26...12 |          |
|                                |    | 4 / 3       |          |
|                                |    | / 5VA       |          |

| IEC 60947-7-1 / IEC 60068-2-20 / VDE 0100-537 |    |             |          |
|---|----|-------------|----------|
| IEC   | UL | CSA         | EN 50019 |
| 250   |    | 300         |          |
| 10  |    | 10          |          |
| 1.5   |    | AWG 22...12 |          |
|   |    | 4 / 3       |          |
|   |    | / 5VA       |          |

| Clampable conductors (H05V/H07V)         |                 |
|--|-----------------|
| Solid / stranded                         | mm <sup>2</sup> |
| Flexible / flexible w. wire end ferrule  | mm <sup>2</sup> |
| Tightening torque range (clamping screw) | Nm              |
| Stripping length / blade size            | mm / -          |

| Rated connection | Additional connection |
|------------------|-----------------------|
|                  |                       |
|                  |                       |
|                  |                       |
|                  |                       |

| Rated connection | Additional connection |
|------------------|-----------------------|
|                  |                       |
|                  |                       |
|                  |                       |
|                  |                       |

| 2 clampable conductors of equal cross-section |                 |
|---|-----------------|
| Solid / stranded                              | mm <sup>2</sup> |
| Flexible / flexible w. wire end ferrule       | mm <sup>2</sup> |

| Information |
|-------------|
|             |

|   |
|---|
| Tightening torque for the test sockets 0.5 ... 0.7 Nm |
|---|

## Order data

| Version |  |
|---------|--|
| yellow  |  |
| blue    |  |

| Type              | Qty. | Order No.  |
|-------------------|------|------------|
| SAK 2.5 LL KRG    | 100  | 0323620000 |
| SAK 2.5 LL KRG/BL | 100  | 0323670000 |

| Type             | Qty. | Order No.  |
|------------------|------|------------|
| SAKR LL 2STB/KRG | 100  | 0294220000 |

| Information |
|-------------|
|             |

## Accessories

| Cross-connection, screwable |                   |
|-----------------------------|-------------------|
|                             | 2-pole            |
|                             | 3-pole            |
|                             | 4-pole            |
|                             | 10-pole           |
|                             | Connecting sleeve |
|                             | Fixing screw      |
|                             | Fuse cartridges   |

| Type        | Current [A] | Qty. | Order No.  |
|-------------|-------------|------|------------|
| Q 2 SAK2.5  | 41          | 50   | 0337000000 |
| Q 3 SAK2.5  | 41          | 50   | 0337100000 |
| Q 4 SAK2.5  | 41          | 50   | 0337200000 |
| Q 10 SAK2.5 | 41          | 20   | 0368700000 |

| Type | Current [A] | Qty. | Order No. |
|------|-------------|------|-----------|
|      |             |      |           |
|      |             |      |           |
|      |             |      |           |
|      |             |      |           |

| Cross-connection saddle |                         |
|-------------------------|-------------------------|
|                         | Cross-connection saddle |
|                         | Connecting sleeve       |
|                         | Fixing screw            |

| Socket / Test plug |           |
|--------------------|-----------|
|                    | Socket    |
|                    | Test plug |

|                         |    |            |
|-------------------------|----|------------|
| STB 8.5/5/2.3/M3 SAK2.5 | 50 | 0280600000 |
| PS 2.3 RT               | 20 | 0180400000 |

|           |    |            |
|-----------|----|------------|
| PS 2.3 RT | 20 | 0180400000 |
|-----------|----|------------|

| End plate |        |
|-----------|--------|
|           | yellow |
|           | blue   |

| Width [mm]        |     |    |            |
|-------------------|-----|----|------------|
| AP SAK2.5L KRG    | 1.5 | 20 | 0309220000 |
| AP SAK2.5L KRG BL | 1.5 | 20 | 0309270000 |

| Width [mm] |     |    |            |
|------------|-----|----|------------|
| AP SAKR BE | 1.5 | 20 | 0211360000 |
| AP SAKR BL | 1.5 | 20 | 0211380000 |

| Partition / Partition disc |                           |
|----------------------------|---------------------------|
|                            | dark brown                |
|                            | for tropical applications |
|                            | Partition disc            |

| Width [mm]           |   |     |            |
|----------------------|---|-----|------------|
| TW SAK2.5 HP/TF/GE/1 | 1 | 20  | 0297100000 |
| TSCH 1               | 2 | 100 | 0319160000 |

| Width [mm]            |     |    |            |
|-----------------------|-----|----|------------|
| TW AST1/PA HP/DBR/0.5 | 0.5 | 20 | 0474700000 |

| Cover / fixing screw (plastic) |                        |
|--------------------------------|------------------------|
|                                | Cover                  |
|                                | Fixing screw (plastic) |

|                  |     |            |
|------------------|-----|------------|
| AD 4 AKZ4        | 50  | 0303400000 |
| BFSC M3X22 PA/RT | 100 | 0128900000 |

| Marking systems |       |
|-----------------|-------|
|                 | DEK 6 |

|       |  |  |
|-------|--|--|
| DEK 6 |  |  |
|-------|--|--|

|         |  |  |
|---------|--|--|
| DEK 6,5 |  |  |
|---------|--|--|

Detailed information on all versions in chapter accessories.



# Bolt-type screw terminal - SAKG

TS 32 / KRG

SAKG 28 I

35 mm<sup>2</sup>

TS 32 / KRG

B

When using ATEX certified components in hazardous area applications the installation instructions and the rated data for accessories in the technical appendix must be considered.

|   |                   |
|---|-------------------|
| <b>Width/Length/Height with TS32</b>    | mm                |
| Max. current / max. cond. cross-section | A/mm <sup>2</sup> |
| Max. clamping range                     | mm <sup>2</sup>   |

|                       |
|-----------------------|
| <b>28 x 70 x 63.5</b> |
| <b>150 / 50</b>       |
| <b>6 ... 50</b>       |



## Technical data

| Rated data  |                 |
|---|-----------------|
| Rated voltage   | V               |
| Rated current   | A               |
| Rated cross-section                                     | mm <sup>2</sup> |
| Rated impulse voltage / Pollution severity              | kV/-            |
| Plug gauge IEC 60-947-1 / flammability class acc. UL 94 |                 |
| Approvals   |                 |

IEC 60947-7-1

| IEC  | UL        | CSA       | EN 50019 |
|------|-----------|-----------|----------|
| 1000 | 600       | 600       |          |
| 125  | 95        | 110       |          |
| 35   | AWG 6...2 | AWG 6...1 |          |
|      |           | 8 / 3     |          |
|      |           | B9 / 5VA  |          |

UL®

| Clampable conductors (H05V/H07V)         |                 |
|--|-----------------|
| Solid / stranded                         | mm <sup>2</sup> |
| Flexible / flexible w. wire end ferrule  | mm <sup>2</sup> |
| Tightening torque range (clamping screw) | Nm              |
| Stripping length / blade size            | mm / -          |

| Rated connection | Additional connection |
|------------------|-----------------------|
| 6...16 / 6...50  |                       |
| 10...35 / 6...35 |                       |
| 4.0...6.0 (M 6)  |                       |
| 15               |                       |

| 2 clampable conductors of equal cross-section |                 |
|---|-----------------|
| Solid / stranded                              | mm <sup>2</sup> |
| Flexible / flexible w. wire end ferrule       | mm <sup>2</sup> |

| Information |
|-------------|
|             |


## Order data

| Version |
|---------|
| yellow  |
| blue    |

| Type      | Qty. | Order No.  |
|-----------|------|------------|
| SAKG 28 I | 10   | 0170020000 |

| Information |
|-------------|
|             |

## Accessories

| Cross-connection, screwable   |                   |
|---|-------------------|
|  | 2-pole            |
|   | 3-pole            |
|   | 4-pole            |
|   | 10-pole           |
|   | Connecting sleeve |
|   | Fixing screw      |
|   | Fuse cartridges   |

| Type        | Current [A] | Qty. | Order No.  |
|-------------|-------------|------|------------|
| QL 2 SAKG28 |             | 10   | 0551200000 |
| QL 3 SAKG28 |             | 5    | 0407600000 |
| QL 4 SAKG28 |             | 5    | 0407700000 |

| Cross-connection saddle |                         |
|-------------------------|-------------------------|
|                         | Cross-connection saddle |
|                         | Connecting sleeve       |
|                         | Fixing screw            |

| Socket / Test plug |           |
|--------------------|-----------|
|                    | Socket    |
|                    | Test plug |

| End plate |                           |
|-----------|---------------------------|
|           | dark brown                |
|           | for tropical applications |

| Width [mm]              |   |    |            |
|-------------------------|---|----|------------|
| EP 1 SAKG28/32 HP/DBR   | 2 | 10 | 0205100000 |
| EP 1 SAKG28/32 HP/TF/GE | 2 | 10 | 0205200000 |

| Partition / Partition disc |                           |
|----------------------------|---------------------------|
|                            | dark brown                |
|                            | for tropical applications |
|                            | Partition disc            |

| Width [mm]           |   |    |            |
|----------------------|---|----|------------|
| TW SAKG28 HP/DBR/2   | 2 | 10 | 0151400000 |
| TW SAKG28 HP/TF/GE/2 | 2 | 10 | 0164600000 |

| Cover / fixing screw (plastic) |                        |
|--------------------------------|------------------------|
|                                | Cover                  |
|                                | Fixing screw (plastic) |

|              |   |            |
|--------------|---|------------|
| AH 28 SAKG28 | 5 | 0326600000 |
|--------------|---|------------|

| Marking systems |
|-----------------|
|                 |

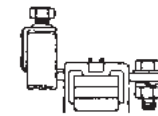
|       |
|-------|
| DEK 5 |
|-------|

Detailed information on all versions in chapter accessories.

The Weidmüller SAKG range offers the following connection variants:

- clamping yoke/flat lug as a combination, Version I.
- flat lug, Version II.  
Two types of threading are provided here.  
a) screw set with lock nut  
b) with thread in busbar
- clamping yoke connection, Version III. The stripped conductor can be connected without further preparation.

## Versions



Version I



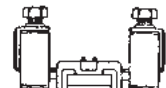
Version II

without thread



Version II G

with thread

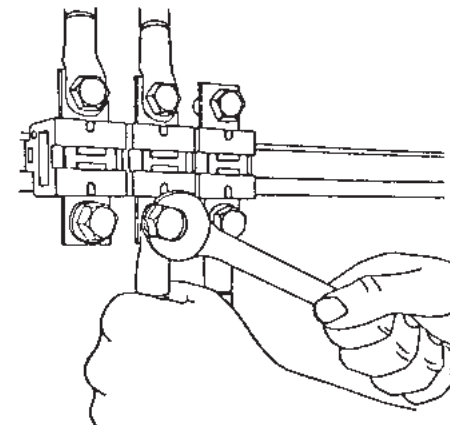


Version III

Cables with cable lugs are connected to SAKG terminals of Version I and to SS stud terminals.

## Fitting instructions for SAKG terminals

When tightening the clamping screw, it is recommended that the conductor be held against the direction of tightening to prevent deformation of the mounting rail and so as not to place the terminal foot under undue torsional forces.



## Cover

To ensure shock protection following connections of conductors, AH covers can be clipped onto the terminal.

# Bolt-type screw terminal - SAKG

TS 32 / KRG

SAKG 28 II

35 mm<sup>2</sup>

SAKG 28 II G

35 mm<sup>2</sup>

When using ATEX certified components in hazardous area applications the installation instructions and the rated data for accessories in the technical appendix must be considered.

|   |                   |
|---|-------------------|
| <b>Width/Length/Height with TS32</b>    | mm                |
| Max. current / max. cond. cross-section | A/mm <sup>2</sup> |
| Max. clamping range                     | mm <sup>2</sup>   |

|                     |  |
|---------------------|--|
| <b>28 x 70 x 53</b> |  |
| <b>150 / 50</b>     |  |
| <b>6 ... 50</b>     |  |

|                       |  |
|-----------------------|--|
| <b>28 x 70 x 51.4</b> |  |
| <b>150 / 50</b>       |  |
| <b>6 ... 50</b>       |  |

## Technical data

| Rated data  |                 |
|---|-----------------|
| Rated voltage   | V               |
| Rated current   | A               |
| Rated cross-section                                     | mm <sup>2</sup> |
| Rated impulse voltage / Pollution severity              | kV/-            |
| Plug gauge IEC 60-947-1 / flammability class acc. UL 94 |                 |
| Approvals   |                 |

IEC 60947-7-1

| IEC  | UL        | CSA       | EN 50019 |
|------|-----------|-----------|----------|
| 1000 | 600       | 600       |          |
| 125  | 115       | 110       |          |
| 35   | AWG 6...2 | AWG 6...1 |          |
|      | 8 / 3     |           |          |
|      | / 5VA     |           |          |

IEC 60947-7-1

| IEC  | UL | CSA       | EN 50019 |
|------|----|-----------|----------|
| 1000 |    | 600       |          |
| 125  |    | 110       |          |
| 35   |    | AWG 6...1 |          |
|      |    | 8         |          |
|      |    | / 5VA     |          |

| Clampable conductors (H05V/H07V)         |                 |
|--|-----------------|
| Solid / stranded                         | mm <sup>2</sup> |
| Flexible / flexible w. wire end ferrule  | mm <sup>2</sup> |
| Tightening torque range (clamping screw) | Nm              |
| Stripping length / blade size            | mm / -          |



| Rated connection | Additional connection |
|------------------|-----------------------|
| 3.0...6.0 (M 6)  |                       |



| Rated connection | Additional connection |
|------------------|-----------------------|
| 3.0...6.0 (M 6)  |                       |

| 2 clampable conductors of equal cross-section |                 |
|---|-----------------|
| Solid / stranded                              | mm <sup>2</sup> |
| Flexible / flexible w. wire end ferrule       | mm <sup>2</sup> |

| Information |
|-------------|
|             |

## Order data

| Version |
|---------|
| yellow  |
| blue    |

| Type       | Qty. | Order No.  |
|------------|------|------------|
| SAKG 28 II | 10   | 0170320000 |

| Type          | Qty. | Order No.  |
|---------------|------|------------|
| SAKG 28 II/GW | 10   | 0185020000 |

| Information |
|-------------|
|             |

## Accessories

| Cross-connection, screwable |  |
|-----------------------------|--|
|                             |  |
| 2-pole                      |  |
| 3-pole                      |  |
| 4-pole                      |  |
| 10-pole                     |  |
| Connecting sleeve           |  |
| Fixing screw                |  |
| Fuse cartridges             |  |

| Type        | Current [A] | Qty. | Order No.  |
|-------------|-------------|------|------------|
| QL 2 SAKG28 |             | 10   | 0551200000 |
| QL 3 SAKG28 |             | 5    | 0407600000 |
| QL 4 SAKG28 |             | 5    | 0407700000 |

| Type        | Current [A] | Qty. | Order No.  |
|-------------|-------------|------|------------|
| QL 2 SAKG28 |             | 10   | 0551200000 |
| QL 3 SAKG28 |             | 5    | 0407600000 |
| QL 4 SAKG28 |             | 5    | 0407700000 |

| Cross-connection saddle |  |
|-------------------------|--|
| Cross-connection saddle |  |
| Connecting sleeve       |  |
| Fixing screw            |  |

| Socket / Test plug |  |
|--------------------|--|
| Socket             |  |
| Test plug          |  |

| End plate                 |  |
|---------------------------|--|
| dark brown                |  |
| for tropical applications |  |

| Width [mm]              |   |    |            |
|-------------------------|---|----|------------|
| EP 1 SAKG28/32 HP/DBR   | 2 | 10 | 0205100000 |
| EP 1 SAKG28/32 HP/TF/GE | 2 | 10 | 0205200000 |

| Width [mm]              |   |    |            |
|-------------------------|---|----|------------|
| EP 1 SAKG28/32 HP/DBR   | 2 | 10 | 0205100000 |
| EP 1 SAKG28/32 HP/TF/GE | 2 | 10 | 0205200000 |

| Partition / Partition disc |  |
|----------------------------|--|
| dark brown                 |  |
| for tropical applications  |  |
| Partition disc             |  |

| Width [mm]           |   |    |            |
|----------------------|---|----|------------|
| TW SAKG28 HP/DBR/2   | 2 | 10 | 0151400000 |
| TW SAKG28 HP/TF/GE/2 | 2 | 10 | 0164600000 |

| Width [mm]           |   |    |            |
|----------------------|---|----|------------|
| TW SAKG28 HP/DBR/2   | 2 | 10 | 0151400000 |
| TW SAKG28 HP/TF/GE/2 | 2 | 10 | 0164600000 |

| Cover / fixing screw (plastic) |  |
|--------------------------------|--|
| Cover                          |  |
| Fixing screw (plastic)         |  |

|              |   |            |
|--------------|---|------------|
| AH 28 SAKG28 | 5 | 0326660000 |
|--------------|---|------------|

|              |   |            |
|--------------|---|------------|
| AH 28 SAKG28 | 5 | 0326660000 |
|--------------|---|------------|

| Marking systems |  |
|-----------------|--|
| DEK 5           |  |

|       |  |
|-------|--|
| DEK 5 |  |
|-------|--|

Detailed information on all versions in chapter accessories.

# Bolt-type screw terminal - SAKG

TS 32 / KRG

SAKG 28 III

35 mm<sup>2</sup>

SAKG 32 I

50 mm<sup>2</sup>

TS 32 / KRG

**B**

When using ATEX certified components in hazardous area applications the installation instructions and the rated data for accessories in the technical appendix must be considered.

|   |                   |
|---|-------------------|
| <b>Width/Length/Height with TS32</b>    | mm                |
| Max. current / max. cond. cross-section | A/mm <sup>2</sup> |
| Max. clamping range                     | mm <sup>2</sup>   |

|                       |  |
|-----------------------|--|
| <b>28 x 70 x 63.5</b> |  |
| <b>150 / 50</b>       |  |
| <b>6 ... 50</b>       |  |

|                     |  |
|---------------------|--|
| <b>32 x 87 x 84</b> |  |
| <b>192 / 70</b>     |  |
| <b>10 ... 70</b>    |  |

## Technical data

| Rated data  |                 |
|---|-----------------|
| Rated voltage   | V               |
| Rated current   | A               |
| Rated cross-section                                     | mm <sup>2</sup> |
| Rated impulse voltage / Pollution severity              | kV/-            |
| Plug gauge IEC 60-947-1 / flammability class acc. UL 94 |                 |
| Approvals   |                 |

IEC 60947-7-1

| IEC  | UL        | CSA       | EN 50019 |
|------|-----------|-----------|----------|
| 1000 | 600       | 600       |          |
| 125  | 95        | 135       |          |
| 35   | AWG 6...2 | AWG 8...2 |          |
|      | 8 / 3     |           |          |
|      | B9 / 5VA  |           |          |

IEC 60947-7-1

| IEC  | UL          | CSA         | EN 50019 |
|------|-------------|-------------|----------|
| 1000 | 600         | 600         |          |
| 150  | 165         | 170         |          |
| 50   | AWG 6...3/0 | AWG 1...2/0 |          |
|      | 8 / 3       |             |          |
|      | B11 / 5VA   |             |          |

| Clampable conductors (H05V/H07V)         |                 |
|--|-----------------|
| Solid / stranded                         | mm <sup>2</sup> |
| Flexible / flexible w. wire end ferrule  | mm <sup>2</sup> |
| Tightening torque range (clamping screw) | Nm              |
| Stripping length / blade size            | mm / -          |

| Rated connection | Additional connection |
|------------------|-----------------------|
| 6...16 / 6...50  |                       |
| 10...35 / 6...35 |                       |
| 4.0...6.0 (M 6)  |                       |
| 15               |                       |

| Rated connection  | Additional connection |
|-------------------|-----------------------|
| 10...16 / 10...70 |                       |
| 10...70 / 10...35 |                       |
| 6.0...12 (M 8)    |                       |
| 26                |                       |

| 2 clampable conductors of equal cross-section |                 |
|---|-----------------|
| Solid / stranded                              | mm <sup>2</sup> |
| Flexible / flexible w. wire end ferrule       | mm <sup>2</sup> |

| Information |
|-------------|
|             |

## Order data

| Version |  |
|---------|--|
| yellow  |  |
| blue    |  |

| Type        | Qty. | Order No.  |
|-------------|------|------------|
| SAKG 28 III | 10   | 0170820000 |

| Type      | Qty. | Order No.  |
|-----------|------|------------|
| SAKG 32 I | 10   | 0286620000 |

| Information |
|-------------|
|             |

## Accessories

| Cross-connection, screwable |                   |
|-----------------------------|-------------------|
|                             | 2-pole            |
|                             | 3-pole            |
|                             | 4-pole            |
|                             | 10-pole           |
|                             | Connecting sleeve |
|                             | Fixing screw      |
|                             | Fuse cartridges   |

| Type | Current [A] | Qty. | Order No. |
|------|-------------|------|-----------|
|      |             |      |           |
|      |             |      |           |
|      |             |      |           |
|      |             |      |           |
|      |             |      |           |
|      |             |      |           |
|      |             |      |           |
|      |             |      |           |

| Type           | Current [A] | Qty. | Order No.  |
|----------------|-------------|------|------------|
| QL 2 SAKG32+70 | 150         | 5    | 0194000000 |
| QL 3 SAKG32+70 | 150         | 5    | 0441500000 |
| QL 4 SAKG32+70 | 150         | 5    | 0441600000 |

| Cross-connection saddle |                         |
|-------------------------|-------------------------|
|                         | Cross-connection saddle |
|                         | Connecting sleeve       |
|                         | Fixing screw            |

| Socket / Test plug |           |
|--------------------|-----------|
|                    | Socket    |
|                    | Test plug |

| End plate |                           |
|-----------|---------------------------|
|           | dark brown                |
|           | for tropical applications |

| Width [mm]              |   |    |            |
|-------------------------|---|----|------------|
| EP 1 SAKG28/32 HP/DBR   | 2 | 10 | 0205100000 |
| EP 1 SAKG28/32 HP/TF/GE | 2 | 10 | 0205200000 |

| Width [mm]              |   |    |            |
|-------------------------|---|----|------------|
| EP 2 SAKG46/32 HP/DBR   | 2 | 10 | 0205300000 |
| EP 2 SAKG46/32 HP/TF/GE | 2 | 10 | 0205400000 |

| Partition / Partition disc |                           |
|----------------------------|---------------------------|
|                            | dark brown                |
|                            | for tropical applications |
|                            | Partition disc            |

| Width [mm]           |   |    |            |
|----------------------|---|----|------------|
| TW SAKG28 HP/DBR/2   | 2 | 10 | 0151400000 |
| TW SAKG28 HP/TF/GE/2 | 2 | 10 | 0164600000 |

| Width [mm]           |   |    |            |
|----------------------|---|----|------------|
| TW SAKG46 HP/DBR/2   | 2 | 10 | 0177100000 |
| TW SAKG46 HP/TF/GE/2 | 2 | 10 | 0179900000 |

| Cover / fixing screw (plastic) |                        |
|--------------------------------|------------------------|
|                                | Cover                  |
|                                | Fixing screw (plastic) |

|              |   |            |
|--------------|---|------------|
| AH 28 SAKG28 | 5 | 0326660000 |
|--------------|---|------------|

|              |   |            |
|--------------|---|------------|
| AH 32 SAKG32 | 5 | 0326760000 |
|--------------|---|------------|

| Marking systems |
|-----------------|
| DEK 5           |

|       |
|-------|
| DEK 5 |
|-------|

Detailed information on all versions in chapter accessories.


# Bolt-type screw terminal - SAKG

## SAKG 32 II

50 mm<sup>2</sup>



32 x 80 x 53  
192 / 70  
10 ... 70



IEC 60947-7-1

| IEC  | UL          | CSA         | EN 50019 |
|------|-------------|-------------|----------|
| 1000 | 600         | 600         |          |
| 150  | 200         | 170         |          |
| 50   | AWG 6...3/0 | AWG 1...2/0 |          |
|      | 8 / 3       |             |          |
|      | / 5VA       |             |          |




| Rated connection | Additional connection |
|------------------|-----------------------|
| 6.0...12 (M 8)   |                       |

## SAKG 32 II G

50 mm<sup>2</sup>



32 x 80 x 53  
192 / 70  
10 ... 70



IEC 60947-7-1


| IEC  | UL          | CSA         | EN 50019 |
|------|-------------|-------------|----------|
| 1000 | 600         | 600         |          |
| 150  | 200         | 170         |          |
| 50   | AWG 6...3/0 | AWG 1...2/0 |          |
|      | 8 / 3       |             |          |
|      | / 5VA       |             |          |




| Rated connection | Additional connection |
|------------------|-----------------------|
| 6.0...12 (M 8)   |                       |

## SAKG 32 III

50 mm<sup>2</sup>



32 x 94 x 84.5  
192 / 70  
10 ... 70



IEC 60947-7-1

| IEC  | UL          | CSA         | EN 50019 |
|------|-------------|-------------|----------|
| 1000 | 600         | 600         |          |
| 150  | 165         | 185         |          |
| 50   | AWG 6...3/0 | AWG 1...2/0 |          |
|      | 8 / 3       |             |          |
|      |             | B11 / 5VA   |          |



| Rated connection  | Additional connection |
|-------------------|-----------------------|
| 10...16 / 10...70 |                       |
| 10...70 / 10...35 |                       |
| 6.0...12 (M 8)    |                       |
| 26                |                       |

| Type       | Qty. | Order No.  |
|------------|------|------------|
| SAKG 32 II | 10   | 0170420000 |

| Type          | Qty. | Order No.  |
|---------------|------|------------|
| SAKG 32 II/GW | 10   | 0185120000 |

| Type        | Qty. | Order No.  |
|-------------|------|------------|
| SAKG 32 III | 10   | 0286720000 |

| Type           | Current [A] | Qty. | Order No.  |
|----------------|-------------|------|------------|
| QL 2 SAKG32+70 | 150         | 5    | 0194000000 |
| QL 3 SAKG32+70 | 150         | 5    | 0441500000 |
| QL 4 SAKG32+70 | 150         | 5    | 0441600000 |

| Type           | Current [A] | Qty. | Order No.  |
|----------------|-------------|------|------------|
| QL 2 SAKG32+70 | 150         | 5    | 0194000000 |
| QL 3 SAKG32+70 | 150         | 5    | 0441500000 |
| QL 4 SAKG32+70 | 150         | 5    | 0441600000 |

| Type | Current [A] | Qty. | Order No. |
|------|-------------|------|-----------|
|      |             |      |           |
|      |             |      |           |
|      |             |      |           |

| Width [mm]              |   |    |            |
|-------------------------|---|----|------------|
| EP 1 SAKG28/32 HP/DBR   | 2 | 10 | 0205100000 |
| EP 1 SAKG28/32 HP/TF/GE | 2 | 10 | 0205200000 |

| Width [mm]              |   |    |            |
|-------------------------|---|----|------------|
| EP 1 SAKG32/35 HP/DBR   | 2 | 10 | 0180500000 |
| EP 1 SAKG32/35 HP/TF/GE | 2 | 10 | 0180600000 |

| Width [mm]              |   |    |            |
|-------------------------|---|----|------------|
| EP 2 SAKG46/32 HP/DBR   | 2 | 10 | 0205300000 |
| EP 2 SAKG46/32 HP/TF/GE | 2 | 10 | 0205400000 |

| Width [mm]           |   |    |            |
|----------------------|---|----|------------|
| TW SAKG46 HP/DBR/2   | 2 | 10 | 0177100000 |
| TW SAKG46 HP/TF/GE/2 | 2 | 10 | 0179900000 |

| Width [mm]           |   |    |            |
|----------------------|---|----|------------|
| TW SAKG28 HP/DBR/2   | 2 | 10 | 0151400000 |
| TW SAKG28 HP/TF/GE/2 | 2 | 10 | 0164600000 |

| Width [mm]           |   |    |            |
|----------------------|---|----|------------|
| TW SAKG46 HP/DBR/2   | 2 | 10 | 0177100000 |
| TW SAKG46 HP/TF/GE/2 | 2 | 10 | 0179900000 |

|              |   |            |
|--------------|---|------------|
| AH 32 SAKG32 | 5 | 0326760000 |
|--------------|---|------------|

|              |   |            |
|--------------|---|------------|
| AH 32 SAKG32 | 5 | 0326760000 |
|--------------|---|------------|

|              |   |            |
|--------------|---|------------|
| AH 32 SAKG32 | 5 | 0326760000 |
|--------------|---|------------|

DEK 5

DEK 5

DEK 5

# Bolt-type screw terminal - SAKG

TS 32 / KRG

SAKG 70 II G

70 mm<sup>2</sup>

SAKG 40 I

95 mm<sup>2</sup>

TS 32 / KRG


B

When using ATEX certified components in hazardous area applications the installation instructions and the rated data for accessories in the technical appendix must be considered.

|   |                   |
|---|-------------------|
| <b>Width/Length/Height with TS32</b>    | mm                |
| Max. current / max. cond. cross-section | A/mm <sup>2</sup> |
| Max. clamping range                     | mm <sup>2</sup>   |

|                       |  |
|-----------------------|--|
| <b>32 x 84 x 51.4</b> |  |
| <b>192 / 95</b>       |  |
| <b>16 ... 95</b>      |  |

|                       |  |
|-----------------------|--|
| <b>40 x 94 x 84.5</b> |  |
| <b>232 / 95</b>       |  |
| <b>10 ... 95</b>      |  |



## Technical data

| Rated data  |                 |
|---|-----------------|
| Rated voltage   | V               |
| Rated current   | A               |
| Rated cross-section                                     | mm <sup>2</sup> |
| Rated impulse voltage / Pollution severity              | kV/-            |
| Plug gauge IEC 60-947-1 / flammability class acc. UL 94 |                 |
| Approvals   |                 |
| Clampable conductors (H05V/H07V)                        |                 |
| Solid / stranded  | mm <sup>2</sup> |
| Flexible / flexible w. wire end ferrule                 | mm <sup>2</sup> |
| Tightening torque range (clamping screw)                | Nm              |
| Stripping length / blade size                           | mm / -          |
| 2 clampable conductors of equal cross-section           |                 |
| Solid / stranded  | mm <sup>2</sup> |
| Flexible / flexible w. wire end ferrule                 | mm <sup>2</sup> |
| Information   |                 |

IEC 60947-7-1

| IEC  | UL | CSA           | EN 50019 |
|------|----|---------------|----------|
| 1000 |    | 600           |          |
| 192  |    | 200           |          |
| 70   |    | AWG 2/0...4/0 |          |
|      |    | 8 / 3         |          |
|      |    | / 5VA         |          |

| Rated connection  | Additional connection |
|-------------------|-----------------------|
| 10...16 / 10...95 |                       |
| 10...95           |                       |
| 6.0...12 (M 8)    |                       |

IEC 60947-7-1

| IEC  | UL     | CSA           | EN 50019 |
|------|--------|---------------|----------|
| 1000 | 600    | 600           |          |
| 232  | 195    | 250           |          |
| 95   | ...4/0 | AWG 2/0...4/0 |          |
|      |        | 8 / 3         |          |
|      |        | B12 / 5VA     |          |

| Rated connection  | Additional connection |
|-------------------|-----------------------|
| 10...16 / 10...95 |                       |
| 10...95 / 10...35 |                       |
| 10...20 (M 10)    |                       |
| 25                |                       |

## Order data

| Version | Information |
|---------|-------------|
| yellow  |             |
| blue    |             |

| Type          | Qty. | Order No.  |
|---------------|------|------------|
| SAKG 70 II/GW | 10   | 0150420000 |

| Type      | Qty. | Order No.  |
|-----------|------|------------|
| SAKG 40 I | 10   | 0286820000 |

## Accessories

| Cross-connection, screwable                                  |                           |
|--|---------------------------|
|  | 2-pole                    |
|  | 3-pole                    |
|  | 4-pole                    |
|  | 10-pole                   |
|  | Connecting sleeve         |
|  | Fixing screw              |
|  | Fuse cartridges           |
| Cross-connection saddle                                      |                           |
|  | Cross-connection saddle   |
|  | Connecting sleeve         |
|  | Fixing screw              |
| Socket / Test plug   |                           |
|  | Socket                    |
|  | Test plug                 |
| End plate  |                           |
|  | dark brown                |
|  | for tropical applications |
| Partition / Partition disc                                   |                           |
|  | dark brown                |
|  | for tropical applications |
|  | Partition disc            |
| Cover / fixing screw (plastic)                               |                           |
|  | Cover                     |
|  | Fixing screw (plastic)    |
| Marking systems  |                           |
|  | DEK 5                     |
| Detailed information on all versions in chapter accessories. |                           |

| Type                    | Current [A] | Qty. | Order No.  |
|-------------------------|-------------|------|------------|
| QL 2 SAKG32+70          | 150         | 5    | 0194000000 |
| QL 3 SAKG32+70          | 150         | 5    | 0441500000 |
| QL 4 SAKG32+70          | 150         | 5    | 0441600000 |
| Width [mm]              |             |      |            |
| EP 1 SAKG28/32 HP/DBR   | 2           | 10   | 0205100000 |
| EP 1 SAKG28/32 HP/TF/GE | 2           | 10   | 0205200000 |
| Width [mm]              |             |      |            |
| TW SAKG28 HP/DBR/2      | 2           | 10   | 0151400000 |
| TW SAKG28 HP/TF/GE/2    | 2           | 10   | 0164600000 |
| Width [mm]              |             |      |            |
| AH 32 SAKG32            |             | 5    | 0326760000 |
| Width [mm]              |             |      |            |
| DEK 5                   |             |      |            |

| Type                    | Current [A] | Qty. | Order No.  |
|-------------------------|-------------|------|------------|
| QL 2 SAKG40             | 232         | 5    | 0194100000 |
| QL 3 SAKG40             | 232         | 5    | 0263500000 |
| QL 4 SAKG40             | 232         | 5    | 0409800000 |
| Width [mm]              |             |      |            |
| EP 2 SAKG46/32 HP/DBR   | 2           | 10   | 0205300000 |
| EP 2 SAKG46/32 HP/TF/GE | 2           | 10   | 0205400000 |
| Width [mm]              |             |      |            |
| TW SAKG46 HP/DBR/2      | 2           | 10   | 0177100000 |
| TW SAKG46 HP/TF/GE/2    | 2           | 10   | 0179900000 |
| Width [mm]              |             |      |            |
| AH 40 SAKG40            |             | 5    | 0326860000 |
| Width [mm]              |             |      |            |
| DEK 5                   |             |      |            |




# Bolt-type screw terminal - SAKG

**SAKG 40 II**

**95 mm<sup>2</sup>**



**40 x 90 x 53**  
**232 / 95**  
**10 ... 95**



IEC 60947-7-1

| IEC  | UL     | CSA           | EN 50019 |
|------|--------|---------------|----------|
| 1000 | 600    | 600           |          |
| 232  | 230    | 250           |          |
| 95   | ...4/0 | AWG 2/0...4/0 |          |
|      | 8 / 3  |               |          |
|      | / 5VA  |               |          |




| Rated connection | Additional connection |
|------------------|-----------------------|
| ...16 / 10...95  |                       |
| 10...95          |                       |
| 10...20 (M 10)   |                       |

**SAKG 40 II GW**

**95 mm<sup>2</sup>**



**40 x 90 x 53**  
**232 / 95**  
**10 ... 95**



IEC 60947-7-1

| IEC  | UL     | CSA           | EN 50019 |
|------|--------|---------------|----------|
| 1000 | 600    | 600           |          |
| 232  | 230    | 250           |          |
| 95   | ...4/0 | AWG 2/0...4/0 |          |
|      | 8 / 3  |               |          |
|      | / 5VA  |               |          |




| Rated connection | Additional connection |
|------------------|-----------------------|
| ...16 / 10...95  |                       |
| 10...95          |                       |
| 10...20 (M 10)   |                       |

**SAKG 40 III**

**95 mm<sup>2</sup>**



**40 x 98 x 84.5**  
**232 / 95**  
**10 ... 95**



IEC 60947-7-1

| IEC  | UL        | CSA           | EN 50019 |
|------|-----------|---------------|----------|
| 1000 | 600       | 600           |          |
| 232  | 195       | 230           |          |
| 95   | ...4/0    | AWG 2/0...4/0 |          |
|      | 8 / 3     |               |          |
|      | B12 / 5VA |               |          |



| Rated connection  | Additional connection |
|-------------------|-----------------------|
| 10...16 / 10...95 |                       |
| 10...95 / 10...95 |                       |
| 10...20 (M 10)    |                       |
| 25                |                       |

| Type       | Qty. | Order No.  |
|------------|------|------------|
| SAKG 40 II | 10   | 0170520000 |

| Type          | Qty. | Order No.  |
|---------------|------|------------|
| SAKG 40 II/GW | 10   | 0185220000 |

| Type        | Qty. | Order No.  |
|-------------|------|------------|
| SAKG 40 III | 10   | 0286920000 |

| Type        | Current [A] | Qty. | Order No.  |
|-------------|-------------|------|------------|
| QL 2 SAKG40 | 232         | 5    | 0194100000 |
| QL 3 SAKG40 | 232         | 5    | 0263500000 |
| QL 4 SAKG40 | 232         | 5    | 0409800000 |

| Type        | Current [A] | Qty. | Order No.  |
|-------------|-------------|------|------------|
| QL 2 SAKG40 | 232         | 5    | 0194100000 |
| QL 3 SAKG40 | 232         | 5    | 0263500000 |
| QL 4 SAKG40 | 232         | 5    | 0409800000 |

| Type | Current [A] | Qty. | Order No. |
|------|-------------|------|-----------|
|      |             |      |           |
|      |             |      |           |
|      |             |      |           |

| Width [mm]              |   |    |            |
|-------------------------|---|----|------------|
| EP 2 SAKG46/32 HP/DBR   | 2 | 10 | 0205300000 |
| EP 2 SAKG46/32 HP/TF/GE | 2 | 10 | 0205400000 |

| Width [mm]              |   |    |            |
|-------------------------|---|----|------------|
| EP 2 SAKG46/32 HP/DBR   | 2 | 10 | 0205300000 |
| EP 2 SAKG46/32 HP/TF/GE | 2 | 10 | 0205400000 |

| Width [mm]              |   |    |            |
|-------------------------|---|----|------------|
| EP 2 SAKG46/32 HP/DBR   | 2 | 10 | 0205300000 |
| EP 2 SAKG46/32 HP/TF/GE | 2 | 10 | 0205400000 |

| Width [mm]           |   |    |            |
|----------------------|---|----|------------|
| TW SAKG46 HP/DBR/2   | 2 | 10 | 0177100000 |
| TW SAKG46 HP/TF/GE/2 | 2 | 10 | 0179900000 |

| Width [mm]           |   |    |            |
|----------------------|---|----|------------|
| TW SAKG46 HP/DBR/2   | 2 | 10 | 0177100000 |
| TW SAKG46 HP/TF/GE/2 | 2 | 10 | 0179900000 |

| Width [mm]           |   |    |            |
|----------------------|---|----|------------|
| TW SAKG46 HP/DBR/2   | 2 | 10 | 0177100000 |
| TW SAKG46 HP/TF/GE/2 | 2 | 10 | 0179900000 |

|              |   |            |
|--------------|---|------------|
| AH 40 SAKG40 | 5 | 0326860000 |
|--------------|---|------------|

|              |   |            |
|--------------|---|------------|
| AH 40 SAKG40 | 5 | 0326860000 |
|--------------|---|------------|

|              |   |            |
|--------------|---|------------|
| AH 40 SAKG40 | 5 | 0326860000 |
|--------------|---|------------|

DEK 5

DEK 5

DEK 5

# Bolt-type screw terminal - SAKG

TS 32 / KRG

SAKG 46 II

150 mm<sup>2</sup>

SAKG 46 II GW

150 mm<sup>2</sup>

TS 32 / KRG

B

When using ATEX certified components in hazardous area applications the installation instructions and the rated data for accessories in the technical appendix must be considered.

|   |                   |
|---|-------------------|
| <b>Width/Length/Height with TS32</b>    | mm                |
| Max. current / max. cond. cross-section | A/mm <sup>2</sup> |
| Max. clamping range                     | mm <sup>2</sup>   |

|                      |  |
|----------------------|--|
| <b>46 x 106 x 57</b> |  |
| <b>309 / 150</b>     |  |
| <b>16 ... 150</b>    |  |

|                      |  |
|----------------------|--|
| <b>46 x 106 x 57</b> |  |
| <b>309 / 150</b>     |  |
| <b>16 ... 150</b>    |  |

## Technical data

| Rated data  |                 |
|---|-----------------|
| Rated voltage   | V               |
| Rated current   | A               |
| Rated cross-section                                     | mm <sup>2</sup> |
| Rated impulse voltage / Pollution severity              | kV/-            |
| Plug gauge IEC 60-947-1 / flammability class acc. UL 94 |                 |
| Approvals   |                 |

IEC 60947-7-1

| IEC  | UL            | CSA       | EN 50019 |
|------|---------------|-----------|----------|
| 1000 | 600           | 600       |          |
| 309  | 285           | 365       |          |
| 150  | AWG 4/0...300 | kcmil 300 |          |
|      |               | 8 / 3     |          |
|      |               | / 5VA     |          |

IEC 60947-7-1

| IEC  | UL            | CSA       | EN 50019 |
|------|---------------|-----------|----------|
| 1000 | 600           | 600       |          |
| 309  | 285           | 365       |          |
| 150  | AWG 4/0...300 | kcmil 300 |          |
|      |               | 8 / 3     |          |
|      |               | / 5VA     |          |

| Clampable conductors (H05V/H07V)         |                 |
|--|-----------------|
| Solid / stranded                         | mm <sup>2</sup> |
| Flexible / flexible w. wire end ferrule  | mm <sup>2</sup> |
| Tightening torque range (clamping screw) | Nm              |
| Stripping length / blade size            | mm / -          |

| Rated connection   | Additional connection |
|--------------------|-----------------------|
| 10...16 / 10...150 |                       |
| 10...150           |                       |
| 14...31 (M 12)     |                       |

| Rated connection   | Additional connection |
|--------------------|-----------------------|
| 10...16 / 10...150 |                       |
| 10...150           |                       |
| 14...31 (M 12)     |                       |

| 2 clampable conductors of equal cross-section |                 |
|---|-----------------|
| Solid / stranded                              | mm <sup>2</sup> |
| Flexible / flexible w. wire end ferrule       | mm <sup>2</sup> |

| Information |
|-------------|
|             |

| Information |
|-------------|
|             |

| Information |
|-------------|
|             |

## Order data

| Version |
|---------|
| yellow  |
| blue    |

| Type       | Qty. | Order No.  |
|------------|------|------------|
| SAKG 46 II | 5    | 0170620000 |

| Type          | Qty. | Order No.  |
|---------------|------|------------|
| SAKG 46 II/GW | 5    | 0185320000 |

| Information |
|-------------|
|             |

## Accessories

| Cross-connection, screwable |                   |
|-----------------------------|-------------------|
|                             | 2-pole            |
|                             | 3-pole            |
|                             | 4-pole            |
|                             | 10-pole           |
|                             | Connecting sleeve |
|                             | Fixing screw      |
|                             | Fuse cartridges   |

| Type        | Current [A] | Qty. | Order No.  |
|-------------|-------------|------|------------|
| QL 2 SAKG46 | 309         | 5    | 0247000000 |
| QL 3 SAKG46 | 309         | 5    | 0444400000 |
| QL 4 SAKG46 | 309         | 5    | 0444500000 |

| Type        | Current [A] | Qty. | Order No.  |
|-------------|-------------|------|------------|
| QL 2 SAKG46 | 309         | 5    | 0247000000 |
| QL 3 SAKG46 | 309         | 5    | 0444400000 |
| QL 4 SAKG46 | 309         | 5    | 0444500000 |

| Cross-connection saddle |                         |
|-------------------------|-------------------------|
|                         | Cross-connection saddle |
|                         | Connecting sleeve       |
|                         | Fixing screw            |

| Socket / Test plug |           |
|--------------------|-----------|
|                    | Socket    |
|                    | Test plug |

| End plate |                           |
|-----------|---------------------------|
|           | dark brown                |
|           | for tropical applications |

| Width [mm]              |   |    |            |
|-------------------------|---|----|------------|
| EP 2 SAKG46/32 HP/DBR   | 2 | 10 | 0205300000 |
| EP 2 SAKG46/32 HP/TF/GE | 2 | 10 | 0205400000 |

| Width [mm]              |   |    |            |
|-------------------------|---|----|------------|
| EP 2 SAKG46/32 HP/DBR   | 2 | 10 | 0205300000 |
| EP 2 SAKG46/32 HP/TF/GE | 2 | 10 | 0205400000 |

| Partition / Partition disc |                           |
|----------------------------|---------------------------|
|                            | dark brown                |
|                            | for tropical applications |
|                            | Partition disc            |

| Width [mm]           |   |    |            |
|----------------------|---|----|------------|
| TW SAKG46 HP/DBR/2   | 2 | 10 | 0177100000 |
| TW SAKG46 HP/TF/GE/2 | 2 | 10 | 0179900000 |

| Width [mm]           |   |    |            |
|----------------------|---|----|------------|
| TW SAKG46 HP/DBR/2   | 2 | 10 | 0177100000 |
| TW SAKG46 HP/TF/GE/2 | 2 | 10 | 0179900000 |

| Cover / fixing screw (plastic) |                        |
|--------------------------------|------------------------|
|                                | Cover                  |
|                                | Fixing screw (plastic) |

|              |   |            |
|--------------|---|------------|
| AH 46 SAKG46 | 5 | 0326960000 |
|--------------|---|------------|

|              |   |            |
|--------------|---|------------|
| AH 46 SAKG46 | 5 | 0326960000 |
|--------------|---|------------|

| Marking systems |       |
|-----------------|-------|
|                 | DEK 5 |

|       |  |
|-------|--|
| DEK 5 |  |
|-------|--|


|       |  |
|-------|--|
| DEK 5 |  |
|-------|--|

Detailed information on all versions in chapter accessories.


# Bolt-type screw terminal - SAKG

**SAKG 46/AL**

**150 mm<sup>2</sup>**



**46 x 109 x 74**  
**353 / 240**  
**35 ... 240**



IEC 60947-7-1

| IEC  | UL    | CSA | EN 50019 |
|------|-------|-----|----------|
| 1000 |       |     |          |
| 269  |       |     |          |
| 150  |       |     |          |
|      | 8 / 3 |     |          |
|      | / 5VA |     |          |

| Rated connection    | Additional connection |
|---------------------|-----------------------|
| 50...240 / 35...185 |                       |
| 50...240            |                       |
| 14...31 (M 12)      |                       |
| 23                  |                       |

| Type         | Qty. | Order No.  |
|--------------|------|------------|
| SAKG 46 I/AL | 5    | 1287920000 |

| Type           | Current [A] | Qty. | Order No.  |
|----------------|-------------|------|------------|
| QL 2 SAKG32+70 | 150         | 5    | 0194000000 |
| QL 3 SAKG32+70 | 150         | 5    | 0441500000 |
| QL 4 SAKG32+70 | 150         | 5    | 0441600000 |

| Width [mm]              |   |    |            |
|-------------------------|---|----|------------|
| EP 2 SAKG46/32 HP/DBR   | 2 | 10 | 0205300000 |
| EP 2 SAKG46/32 HP/TF/GE | 2 | 10 | 0205400000 |

| Width [mm]           |   |    |            |
|----------------------|---|----|------------|
| TW SAKG46 HP/DBR/2   | 2 | 10 | 0177100000 |
| TW SAKG46 HP/TF/GE/2 | 2 | 10 | 0179900000 |

|              |   |            |
|--------------|---|------------|
| AH 46 SAKG46 | 5 | 0326960000 |
|--------------|---|------------|


DEK 5

**SAKG 54 II**

**240 mm<sup>2</sup>**



**54 x 122 x 60,5**  
**415 / 240**  
**70 ... 240**



IEC 60947-7-1

| IEC  | UL     | CSA             | EN 50019 |
|------|--------|-----------------|----------|
| 1000 | 600    | 600             |          |
| 415  | 380    | 600             |          |
| 240  | ...500 | kcmil 300...500 |          |
|      | 8 / 3  |                 |          |
|      | / 5VA  |                 |          |



| Rated connection | Additional connection |
|------------------|-----------------------|
| 25...60 (M 16)   |                       |

| Type       | Qty. | Order No.  |
|------------|------|------------|
| SAKG 54 II | 5    | 0170720000 |

| Type        | Current [A] | Qty. | Order No.  |
|-------------|-------------|------|------------|
| QL 2 SAKG54 | 415         | 5    | 0264400000 |
| QL 3 SAKG54 | 415         | 5    | 0408000000 |
| QL 4 SAKG54 | 415         | 5    | 0247400000 |

| Width [mm]              |   |    |            |
|-------------------------|---|----|------------|
| EP 2 SAKG46/32 HP/DBR   | 2 | 10 | 0205300000 |
| EP 2 SAKG46/32 HP/TF/GE | 2 | 10 | 0205400000 |

| Width [mm]           |   |    |            |
|----------------------|---|----|------------|
| TW SAKG46 HP/DBR/2   | 2 | 10 | 0177100000 |
| TW SAKG46 HP/TF/GE/2 | 2 | 10 | 0179900000 |


DEK 5

**SAKG 54 II GW**

**240 mm<sup>2</sup>**



**54 x 122 x 60,5**  
**415 / 240**  
**70 ... 240**



IEC 60947-7-1

| IEC  | UL     | CSA             | EN 50019 |
|------|--------|-----------------|----------|
| 1000 | 600    | 600             |          |
| 415  | 380    | 600             |          |
| 240  | ...500 | kcmil 300...500 |          |
|      | 8 / 3  |                 |          |
|      | / 5VA  |                 |          |



| Rated connection | Additional connection |
|------------------|-----------------------|
| 25...60 (M 16)   |                       |

| Type          | Qty. | Order No.  |
|---------------|------|------------|
| SAKG 54 II/GW | 5    | 0185420000 |

| Type        | Current [A] | Qty. | Order No.  |
|-------------|-------------|------|------------|
| QL 2 SAKG54 | 415         | 5    | 0264400000 |
| QL 3 SAKG54 | 415         | 5    | 0408000000 |
| QL 4 SAKG54 | 415         | 5    | 0247400000 |

| Width [mm]              |   |    |            |
|-------------------------|---|----|------------|
| EP 2 SAKG46/32 HP/DBR   | 2 | 10 | 0205300000 |
| EP 2 SAKG46/32 HP/TF/GE | 2 | 10 | 0205400000 |

| Width [mm]           |   |    |            |
|----------------------|---|----|------------|
| TW SAKG46 HP/DBR/2   | 2 | 10 | 0177100000 |
| TW SAKG46 HP/TF/GE/2 | 2 | 10 | 0179900000 |

DEK 5

# Stud terminal - KST

TS 32 / PA

KST 5

10 mm<sup>2</sup>

KST 6

16 mm<sup>2</sup>


TS 32 / PA

B


When using ATEX certified components in hazardous area applications the installation instructions and the rated data for accessories in the technical appendix must be considered.

**Width/Length/Height with TS35x7.5** mm  
 Max. current / max. cond. cross-section A/mm<sup>2</sup>  
 Max. clamping range mm<sup>2</sup>

**24 x 60 x 55**  
**57 / 10**



**22 x 60 x 60**  
**76 / 16**



## Technical data

| Rated data w. partition, Wemid                          |                 |
|---|-----------------|
| Rated voltage   | V               |
| Rated current   | A               |
| Rated cross-section                                     | mm <sup>2</sup> |
| Rated impulse voltage / Pollution severity              | kV/-            |
| Plug gauge IEC 60-947-1 / flammability class acc. UL 94 |                 |
| Approvals   |                 |

| IEC  | UL         | CSA       | EN 50019 |
|------|------------|-----------|----------|
| 1000 | 600        | 600       |          |
| 57   | 50         | 65        |          |
| 10   | AWG 12...6 | AWG 8...2 |          |
|      |            | 8 / 3     |          |
|      |            | / V2      |          |

| IEC  | UL         | CSA        | EN 50019 |
|------|------------|------------|----------|
| 1000 | 600        | 600        |          |
| 76   | 65         | 80         |          |
| 16   | AWG 12...6 | AWG 12...6 |          |
|      |            | 8 / 3      |          |
|      |            | / V2       |          |

| Rated data w. partition, Epoxy resin  |      |
|---------------------------------------|------|
| Rated voltage / Rated impulse voltage | V/kV |

| EN 50124 |
|----------|
|          |

| EN 50124 |
|----------|
|          |

| Clamped cable lug                |                 |
|----------------------------------|-----------------|
| DIN 46234 / 1 cable lug per side | mm <sup>2</sup> |
| DIN 46234 / 2 cable lug per side | mm <sup>2</sup> |
| DIN 46234 / 1 cable lug per side | mm <sup>2</sup> |
| DIN 46234 / 2 cable lug per side | mm <sup>2</sup> |
| Tightening torque range          | Nm              |

|           |
|-----------|
|           |
|           |
|           |
|           |
| 2.0...4.0 |

|           |
|-----------|
|           |
|           |
|           |
|           |
| 3.0...6.0 |

| Information |
|-------------|
|             |

|  |
|--|
|  |
|--|

|  |
|--|
|  |
|--|

## Order data

| Version        |
|----------------|
| TS 35 x 7.5    |
| TS 35 x 15/2.3 |

| Type           | Height | Qty. | Order No.  |
|----------------|--------|------|------------|
| KST 5/32 M5X18 | 55     | 25   | 9503370000 |

| Type           | Height | Qty. | Order No.  |
|----------------|--------|------|------------|
| KST 6/32 M6X22 | 60     | 25   | 9501310000 |

| Information |
|-------------|
|             |

|  |
|--|
|  |
|--|

|  |
|--|
|  |
|--|

## Accessories

| Cross-connection |
|------------------|
| 2-pole           |
| 3-pole           |

| Type | Current [A] | Qty. | Order No. |
|------|-------------|------|-----------|
|      |             |      |           |

| Type      | Current [A] | Qty. | Order No.  |
|-----------|-------------|------|------------|
| QL 2 KST6 |             | 5    | 9501350000 |

| Partition | W/L/H TS 35 [mm]        |
|-----------|-------------------------|
| right     | TW KST5-12 RE/NO 160/HM |
| left      | TW KST5-12 LI/NO 160/HM |

| W/L/H TS 35 [mm]        | Qty. | Order No.  |
|-------------------------|------|------------|
| TW KST5-12 RE/NO 160/HM | 10   | 1718530000 |
| TW KST5-12 LI/NO 160/HM | 10   | 1752800000 |

| W/L/H TS 35 [mm]        | Qty. | Order No.  |
|-------------------------|------|------------|
| TW KST5-12 RE/NO 160/HM | 10   | 1718530000 |
| TW KST5-12 LI/NO 160/HM | 10   | 1752800000 |

| Marking systems |
|-----------------|
|                 |

|       |
|-------|
| DEK 5 |
|-------|

|  |
|--|
|  |
|--|

For detailed information on other accessories and applications see "Accessories"


# Stud terminal - KST

**KST 8**

**35 mm<sup>2</sup>**



**24 x 60 x 72**  
**125 / 35**



| IEC  | UL          | CSA         | EN 50019 |
|------|-------------|-------------|----------|
| 1000 | 600         | 600         |          |
| 125  | 115         | 130         |          |
| 35   | AWG 12... 2 | AWG 12... 2 |          |
|      | 8 / 3       |             |          |
|      | / V2        |             |          |



EN 50124

6.0...12

| Type           | Height | Qty. | Order No.  |
|----------------|--------|------|------------|
| KST 8/32 M8X30 | 72     | 25   | 9501320000 |

| Type      | Current [A] | Qty. | Order No.  |
|-----------|-------------|------|------------|
| QL 2 KST8 |             | 5    | 9501360000 |

| W/L/H TS 35 [mm]        |    |  |            |
|-------------------------|----|--|------------|
| TW KST5-12 RE/NO 160/HM | 10 |  | 1718530000 |
| TW KST5-12 LI/NO 160/HM | 10 |  | 1752800000 |


DEK 5

**KST 10**

**70 mm<sup>2</sup>**



**34 x 60 x 82**  
**192 / 70**



| IEC  | UL            | CSA           | EN 50019 |
|------|---------------|---------------|----------|
| 1000 | 600           | 600           |          |
| 192  | 175           | 200           |          |
| 70   | AWG 12... 2/0 | AWG 12... 2/0 |          |
|      | 8 / 3         |               |          |
|      | / V2          |               |          |



EN 50124

10...20

| Type             | Height | Qty. | Order No.  |
|------------------|--------|------|------------|
| KST 10/32 M10X39 | 82     | 20   | 9501330000 |

| Type       | Current [A] | Qty. | Order No.  |
|------------|-------------|------|------------|
| QL 2 KST10 |             | 5    | 9501370000 |

| W/L/H TS 35 [mm]        |    |  |            |
|-------------------------|----|--|------------|
| TW KST5-12 RE/NO 160/HM | 10 |  | 1718530000 |
| TW KST5-12 LI/NO 160/HM | 10 |  | 1752800000 |


DEK 5

**KST 12**

**95 mm<sup>2</sup>**



**34 x 60 x 82**  
**232 / 95**



| IEC  | UL          | CSA           | EN 50019 |
|------|-------------|---------------|----------|
| 1000 | 600         | 600           |          |
| 232  | 200         | 250           |          |
| 95   | AWG 12... 3 | AWG 12... 3/0 |          |
|      | 8 / 3       |               |          |
|      | / V2        |               |          |



EN 50124

14...31

| Type             | Height | Qty. | Order No.  |
|------------------|--------|------|------------|
| KST 12/32 M12X37 | 82     | 20   | 9501340000 |

| Type       | Current [A] | Qty. | Order No.  |
|------------|-------------|------|------------|
| QL 2 KST12 |             | 5    | 9501380000 |

| W/L/H TS 35 [mm]        |    |  |            |
|-------------------------|----|--|------------|
| TW KST5-12 RE/NO 160/HM | 10 |  | 1718530000 |
| TW KST5-12 LI/NO 160/HM | 10 |  | 1752800000 |

DEK 5

TS 32 / PA

B

# Modular terminals with electronic components

## With electronic components TS 32 / PA

When using ATEX certified components in hazardous area applications the installation instructions and the rated data for accessories in the technical appendix must be considered.

|   |                   |
|---|-------------------|
| Width/Length/Height with TS32           | mm                |
| Max. current / max. cond. cross-section | A/mm <sup>2</sup> |
| Max. clamping range                     | mm <sup>2</sup>   |

**B**


### Technical data

| Rated data  |                 |
|---|-----------------|
| Rated voltage   | V               |
| Rated current   | A               |
| Rated cross-section                                     | mm <sup>2</sup> |
| Rated impulse voltage / Pollution severity              | kV/-            |
| Plug gauge IEC 60-947-1 / flammability class acc. UL 94 |                 |
| Approvals   |                 |
| Electronic built-in components                          |                 |
| Diode current / diode voltage                           | V / A           |
| voltage LED / current LED / polarity                    | V / mA / -      |
| Resistance / Varistor                                   | -/N             |
| Clampable conductors (H05V/H07V)                        |                 |
| Solid / stranded  | mm <sup>2</sup> |
| Flexible / flexible w. wire end ferrule                 | mm <sup>2</sup> |
| Tightening torque range (clamping screw)                | Nm              |
| Stripping length / blade size                           | mm / -          |
| Information   |                 |

### Order data

| Version                   |           |
|---------------------------|-----------|
| Terminal components       | LED red   |
| see circuit diagram above | LED green |
|                           | Neon lamp |
|                           | Neon lamp |
| Information               |           |

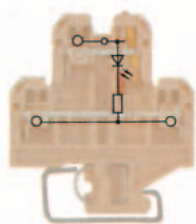
### Accessories

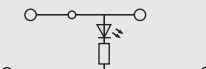
| Cross-connection, screwable   |                |
|---|----------------|
|  | 2-pole         |
|   | 3-pole         |
|   | 4-pole         |
|   | 10-pole        |
| (Q)   |                |
| External cross-connection   |                |
|   | 2-pole         |
|   | 3-pole         |
|   | 4-pole         |
| End plate   |                |
|   | beige          |
| Socket  |                |
| Test plug   |                |
| Connecting sleeve   |                |
| Cross-connection saddle   |                |
| Fixing screw / Partition disc   |                |
|   | Fixing screw   |
|   | Partition disc |
| Marking systems   |                |
| For detailed information on other accessories and applications see "Accessories"    |                |

## DK 4 LD/1

4 mm<sup>2</sup>

### DC voltage indicator



|               |  |
|---------------|--|
| 6 x 50 x 56.5 |  |
| 10 / 4        |  |
| 0.33 ... 4    |  |

IEC 60947-7-1

| IEC    | UL      | CSA | EN 50019 |
|--------|---------|-----|----------|
| 24     |         |     |          |
| 10     |         |     |          |
| 4      |         |     |          |
|        | 1 / 3   |     |          |
|        | A3 / V2 |     |          |
| 24 / 5 |         |     |          |

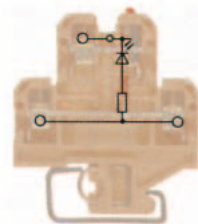
| Rated connection  | Additional connection |
|-------------------|-----------------------|
| 0.5...4 / 0.5...4 |                       |
| 0.5...4 / 0.5...4 |                       |
| 0.5...1.0 (M3)    |                       |
| / 3.5 x 0.6       |                       |

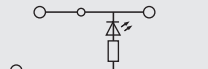
| Type                    | Spannung | Qty. | Order No.  |
|-------------------------|----------|------|------------|
| DK 4/32 LD ROT 24VDC A1 | 24 VDC   | 25   | 0495360000 |
| DK 4/32 LD GR 24VDC CSA | 24 VDC   | 25   | 0686360000 |

## DK 4 LD/2

4 mm<sup>2</sup>

### DC voltage indicator



|               |   |
|---------------|---|
| 6 x 50 x 56.5 |  |
| 10 / 4        |   |
| 0.33 ... 4    |   |

IEC 60947-7-1

| IEC    | UL      | CSA | EN 50019 |
|--------|---------|-----|----------|
| 24     |         |     |          |
| 10     |         |     |          |
| 4      |         |     |          |
|        | 1 / 3   |     |          |
|        | A3 / V2 |     |          |
| 24 / 5 |         |     |          |

| Rated connection  | Additional connection |
|-------------------|-----------------------|
| 0.5...4 / 0.5...4 |                       |
| 0.5...4 / 0.5...4 |                       |
| 0.5...1.0 (M3)    |                       |
| / 3.5 x 0.6       |                       |

| Type                    | Spannung | Qty. | Order No.  |
|-------------------------|----------|------|------------|
| DK 4/32 LD ROT 24VDC A2 | 24 VDC   | 25   | 0474460000 |
| DK 4/32 LD GR 24VDC A2  | 24 VDC   | 25   | 0646560000 |


| Type                    | Current [A] | Qty. | Order No.  |
|-------------------------|-------------|------|------------|
| Q 2 AKZ4                | 32          | 50   | 0336400000 |
| Q 3 AKZ4                | 32          | 50   | 0336500000 |
| Q 4 AKZ4                | 32          | 50   | 0336600000 |
| Current [A]             |             |      |            |
| QB 2 WI RA6 IS          | 27          | 50   | 0482700000 |
| QB 3 WI RA6 IS          | 27          | 50   | 0482800000 |
| QB 4 WI RA6 IS          | 27          | 50   | 0482900000 |
| AP DK4                  |             | 20   | 0359260000 |
| STB 8.5/D4/2.3/M2.5 AKZ |             | 50   | 0215700000 |
| PS 2.3 RT               |             | 20   | 0180400000 |
| VH 10/4/2.8 AKZ4        |             | 50   | 0446600000 |
| VL 2 AKZ4/DK4           |             | 50   | 0446700000 |
| BFSC M2.5X14 SAKD2.5N   |             | 100  | 0266800000 |
| TSCH 4 AKZ4             |             | 100  | 0363360000 |
| DEK 6                   |             |      |            |

# Modular terminals with electronic components

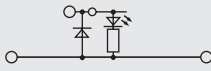
## DK 4 LD/3

4 mm<sup>2</sup>

DC voltage indicator



6 x 50 x 56.5  
10 / 4  
0.33 ... 4



IEC 60947-7-1

| IEC     | UL | CSA | EN 50019 |
|---------|----|-----|----------|
| 24      |    |     |          |
| 10      |    |     |          |
| 4       |    |     |          |
| 1 / 3   |    |     |          |
| A3 / V2 |    |     |          |

24 / 5

**Rated connection**

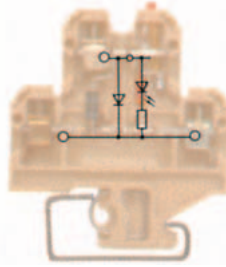
**Additional connection**

0.5...4 / 0.5...4  
0.5...4 / 0.5...4  
0.5...1.0 (M3)  
9 / 3.5 x 0.6

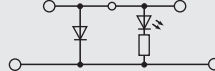
## DK 4 LD/4

4 mm<sup>2</sup>

DC voltage indicator



6 x 50 x 56.5  
10 / 4  
0.33 ... 4



IEC 60947-7-1

| IEC     | UL | CSA | EN 50019 |
|---------|----|-----|----------|
| 24      |    |     |          |
| 10      |    |     |          |
| 4       |    |     |          |
| 1 / 3   |    |     |          |
| A3 / V2 |    |     |          |

24 / 5

**Rated connection**


**Additional connection**

0.5...4 / 0.5...4  
0.5...4 / 0.5...4  
0.5...1.0 (M3)  
9 / 3.5 x 0.6

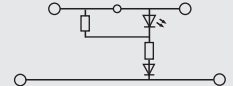
## DK 4 LD/5

4 mm<sup>2</sup>

AC voltage indicator



6 x 50 x 56.5  
10 / 4  
0.33 ... 4



IEC 60947-7-1

| IEC     | UL | CSA | EN 50019 |
|---------|----|-----|----------|
| 48      |    |     |          |
| 10      |    |     |          |
| 4       |    |     |          |
| 1 / 3   |    |     |          |
| A3 / V2 |    |     |          |

48 / 5

**Rated connection**

**Additional connection**

0.5...4 / 0.5...4  
0.5...4 / 0.5...4  
0.5...1.0 (M3)  
9 / 3.5 x 0.6

| Type                   | Spannung | Qty. | Order No.  |
|------------------------|----------|------|------------|
| DK 4/32 LD ROT 24VDC   | 24 VDC   | 25   | 0210160000 |
| DK 4/32 LD 1D GR 24VDC | 24 VDC   | 25   | 0210360000 |

| Type                    | Spannung | Qty. | Order No.  |
|-------------------------|----------|------|------------|
| DK 4/32 LD 1D ROT 24VDC | 24 VDC   | 25   | 0209760000 |
| DK 4/32 LD 1D GR 24VDC  | 24 VDC   | 25   | 0209960000 |

| Type                    | Spannung | Qty. | Order No.  |
|-------------------------|----------|------|------------|
| DK 4/32 LD 1D 230VAC    | 230 VAC  | 25   | 1111460000 |
| DK 4/32 LD 1D 48VAC CSA | 48 VAC   | 25   | 0632860000 |

| Type     | Current [A] | Qty. | Order No.  |
|----------|-------------|------|------------|
| Q 2 AKZ4 | 32          | 50   | 0336400000 |
| Q 3 AKZ4 | 32          | 50   | 0336500000 |
| Q 4 AKZ4 | 32          | 50   | 0336600000 |

| Type     | Current [A] | Qty. | Order No.  |
|----------|-------------|------|------------|
| Q 2 AKZ4 | 32          | 50   | 0336400000 |
| Q 3 AKZ4 | 32          | 50   | 0336500000 |
| Q 4 AKZ4 | 32          | 50   | 0336600000 |

| Type     | Current [A] | Qty. | Order No.  |
|----------|-------------|------|------------|
| Q 2 AKZ4 | 32          | 50   | 0336400000 |
| Q 3 AKZ4 | 32          | 50   | 0336500000 |
| Q 4 AKZ4 | 32          | 50   | 0336600000 |

| Current [A]    |    |    |            |
|----------------|----|----|------------|
| QB 2 WI RA6 IS | 27 | 50 | 0482700000 |
| QB 3 WI RA6 IS | 27 | 50 | 0482800000 |
| QB 4 WI RA6 IS | 27 | 50 | 0482900000 |

| Current [A]    |    |    |            |
|----------------|----|----|------------|
| QB 2 WI RA6 IS | 27 | 50 | 0482700000 |
| QB 3 WI RA6 IS | 27 | 50 | 0482800000 |
| QB 4 WI RA6 IS | 27 | 50 | 0482900000 |

| Current [A]    |    |    |            |
|----------------|----|----|------------|
| QB 2 WI RA6 IS | 27 | 50 | 0482700000 |
| QB 3 WI RA6 IS | 27 | 50 | 0482800000 |
| QB 4 WI RA6 IS | 27 | 50 | 0482900000 |

|        |    |            |
|--------|----|------------|
| AP DK4 | 20 | 0359260000 |
|--------|----|------------|

|        |    |            |
|--------|----|------------|
| AP DK4 | 20 | 0359260000 |
|--------|----|------------|

|        |    |            |
|--------|----|------------|
| AP DK4 | 20 | 0359260000 |
|--------|----|------------|

|                         |    |            |
|-------------------------|----|------------|
| STB 8.5/D4/2.3/M2.5 AKZ | 50 | 0215700000 |
|-------------------------|----|------------|

|                         |    |            |
|-------------------------|----|------------|
| STB 8.5/D4/2.3/M2.5 AKZ | 50 | 0215700000 |
|-------------------------|----|------------|

|                         |    |            |
|-------------------------|----|------------|
| STB 8.5/D4/2.3/M2.5 AKZ | 50 | 0215700000 |
|-------------------------|----|------------|

|           |    |            |
|-----------|----|------------|
| PS 2.3 RT | 20 | 0180400000 |
|-----------|----|------------|

|           |    |            |
|-----------|----|------------|
| PS 2.3 RT | 20 | 0180400000 |
|-----------|----|------------|

|           |    |            |
|-----------|----|------------|
| PS 2.3 RT | 20 | 0180400000 |
|-----------|----|------------|

|                  |    |            |
|------------------|----|------------|
| VH 10/4/2.8 AKZ4 | 50 | 0446600000 |
|------------------|----|------------|

|                  |    |            |
|------------------|----|------------|
| VH 10/4/2.8 AKZ4 | 50 | 0446600000 |
|------------------|----|------------|

|                  |    |            |
|------------------|----|------------|
| VH 10/4/2.8 AKZ4 | 50 | 0446600000 |
|------------------|----|------------|

|               |    |            |
|---------------|----|------------|
| VL 2 AKZ4/DK4 | 50 | 0446700000 |
|---------------|----|------------|

|               |    |            |
|---------------|----|------------|
| VL 2 AKZ4/DK4 | 50 | 0446700000 |
|---------------|----|------------|

|               |    |            |
|---------------|----|------------|
| VL 2 AKZ4/DK4 | 50 | 0446700000 |
|---------------|----|------------|

|                       |     |            |
|-----------------------|-----|------------|
| BFSC M2.5X14 SAKD2.5N | 100 | 0266800000 |
|-----------------------|-----|------------|

|                       |     |            |
|-----------------------|-----|------------|
| BFSC M2.5X14 SAKD2.5N | 100 | 0266800000 |
|-----------------------|-----|------------|

|                       |     |            |
|-----------------------|-----|------------|
| BFSC M2.5X14 SAKD2.5N | 100 | 0266800000 |
|-----------------------|-----|------------|

|             |     |            |
|-------------|-----|------------|
| TSCH 4 AKZ4 | 100 | 0363360000 |
|-------------|-----|------------|

|             |     |            |
|-------------|-----|------------|
| TSCH 4 AKZ4 | 100 | 0363360000 |
|-------------|-----|------------|

|             |     |            |
|-------------|-----|------------|
| TSCH 4 AKZ4 | 100 | 0363360000 |
|-------------|-----|------------|

|       |  |  |
|-------|--|--|
| DEK 6 |  |  |
|-------|--|--|

|       |  |  |
|-------|--|--|
| DEK 6 |  |  |
|-------|--|--|

|       |  |  |
|-------|--|--|
| DEK 6 |  |  |
|-------|--|--|

# Modular terminals with electronic components

## With electronic components TS 32 / PA

When using ATEX certified components in hazardous area applications the installation instructions and the rated data for accessories in the technical appendix must be considered.

|   |                   |
|---|-------------------|
| Width/Length/Height with TS32           | mm                |
| Max. current / max. cond. cross-section | A/mm <sup>2</sup> |
| Max. clamping range                     | mm <sup>2</sup>   |

### Technical data

| Rated data  |                 |
|---|-----------------|
| Rated voltage   | V               |
| Rated current   | A               |
| Rated cross-section                                     | mm <sup>2</sup> |
| Rated impulse voltage / Pollution severity              | kV/-            |
| Plug gauge IEC 60-947-1 / flammability class acc. UL 94 |                 |
| Approvals   |                 |

| Electronic built-in components       |            |
|--------------------------------------|------------|
| Diode current / diode voltage        | V / A      |
| voltage LED / current LED / polarity | V / mA / - |
| Resistance / Varistor                | -/V        |

| Clampable conductors (H05V/H07V)         |                 |
|--|-----------------|
| Solid / stranded                         | mm <sup>2</sup> |
| Flexible / flexible w. wire end ferrule  | mm <sup>2</sup> |
| Tightening torque range (clamping screw) | Nm              |
| Stripping length / blade size            | mm / -          |


| Information |
|-------------|
|             |

### Order data

| Version                   |           |
|---------------------------|-----------|
| Terminal components       | LED red   |
| see circuit diagram above | LED green |
|                           | Neon lamp |
|                           | Neon lamp |

| Information |
|-------------|
|             |

### Accessories

| Cross-connection, screwable   |         |
|---|---------|
|  | 2-pole  |
|   | 3-pole  |
|   | 4-pole  |
|   | 10-pole |

| External cross-connection |        |
|---------------------------|--------|
|                           | 2-pole |
|                           | 3-pole |
|                           | 4-pole |

| End plate |       |
|-----------|-------|
|           | beige |

| Socket |  |
|--------|--|
|        |  |

| Test plug |  |
|-----------|--|
|           |  |

| Connecting sleeve |  |
|-------------------|--|
|                   |  |

| Cross-connection saddle |  |
|-------------------------|--|
|                         |  |

| Fixing screw / Partition disc |  |
|-------------------------------|--|
| Fixing screw                  |  |
| Partition disc                |  |

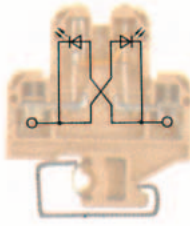
| Marking systems |  |
|-----------------|--|
|                 |  |

For detailed information on other accessories and applications see "Accessories"

## DK 4 LD I

4 mm<sup>2</sup>

### Current direction indicator



|               |   |
|---------------|---|
| 6 x 50 x 53.5 |  |
| 10 / 4        |   |
| 0.33 ... 4    |   |

| IEC | UL | CSA     | EN 50019 |
|-----|----|---------|----------|
| 250 |    |         |          |
| 10  |    |         |          |
| 4   |    |         |          |
|     |    | / 3     |          |
|     |    | A3 / V2 |          |

| Rated connection  | Additional connection |
|-------------------|-----------------------|
| 0.5...4 / 0.5...4 |                       |
| 0.5...4 / 0.5...4 |                       |
| 0.5...1.0 (M3)    |                       |
| 9 / 3.5 x 0.6     |                       |

| Type              | Spannung | Qty. | Order No.  |
|-------------------|----------|------|------------|
| DK 4/32 2LD I20MA | 250 VAC  | 25   | 1164760000 |

| Type     | Current [A] | Qty. | Order No.  |
|----------|-------------|------|------------|
| Q 2 AKZ4 | 32          | 50   | 0336400000 |
| Q 3 AKZ4 | 32          | 50   | 0336500000 |
| Q 4 AKZ4 | 32          | 50   | 0336600000 |

| Current [A]    |    |    |            |
|----------------|----|----|------------|
| QB 2 WI RA6 IS | 27 | 50 | 0482700000 |
| QB 3 WI RA6 IS | 27 | 50 | 0482800000 |
| QB 4 WI RA6 IS | 27 | 50 | 0482900000 |

| AP DK4 |  |    |            |
|--------|--|----|------------|
|        |  | 20 | 0359260000 |

| STB 8.5/D4/2.3/M2.5 AKZ |  |    |            |
|-------------------------|--|----|------------|
|                         |  | 50 | 0215700000 |

| PS 2.3 RT |  |    |            |
|-----------|--|----|------------|
|           |  | 20 | 0180400000 |

| VH 10/4/2.8 AKZ4 |  |    |            |
|------------------|--|----|------------|
|                  |  | 50 | 0446600000 |

| VL 2 AKZ4/DK4 |  |    |            |
|---------------|--|----|------------|
|               |  | 50 | 0446700000 |

| BFSC M2.5X14 SAKD2.5N |  |     |            |
|-----------------------|--|-----|------------|
|                       |  | 100 | 0266800000 |

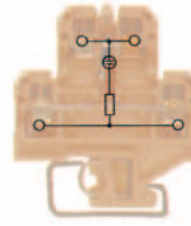
| TSCH 4 AKZ4 |  |     |            |
|-------------|--|-----|------------|
|             |  | 100 | 0363360000 |

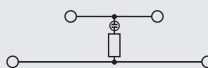
| DEK 6 |  |  |  |
|-------|--|--|--|
|       |  |  |  |

## DK 4 GL

4 mm<sup>2</sup>

### AC voltage indicator



|               |   |
|---------------|---|
| 6 x 50 x 56.5 |  |
| 10 / 4        |   |
| 0.33 ... 4    |   |

| IEC 60947-7-1 |    |         |          |
|---------------|----|---------|----------|
| IEC           | UL | CSA     | EN 50019 |
| 230           |    |         |          |
| 10            |    |         |          |
| 4             |    |         |          |
|               |    | 1 / 3   |          |
|               |    | A3 / V2 |          |

| Rated connection  | Additional connection |
|-------------------|-----------------------|
| 0.5...4 / 0.5...4 |                       |
| 0.5...4 / 0.5...4 |                       |
| 0.5...1.0 (M3)    |                       |
| 9 / 3.5 x 0.6     |                       |

| Type                   | Spannung | Qty. | Order No.  |
|------------------------|----------|------|------------|
| DK 4/32 GL 330K 230VAC | 230 VAC  | 25   | 0509560000 |
| DK 4/32 GL 100K 115VAC | 115 VAC  | 25   | 0569560000 |

| Type     | Current [A] | Qty. | Order No.  |
|----------|-------------|------|------------|
| Q 2 AKZ4 | 32          | 50   | 0336400000 |
| Q 3 AKZ4 | 32          | 50   | 0336500000 |
| Q 4 AKZ4 | 32          | 50   | 0336600000 |

| Current [A]    |    |    |            |
|----------------|----|----|------------|
| QB 2 WI RA6 IS | 27 | 50 | 0482700000 |
| QB 3 WI RA6 IS | 27 | 50 | 0482800000 |
| QB 4 WI RA6 IS | 27 | 50 | 0482900000 |

| AP DK4 |  |    |            |
|--------|--|----|------------|
|        |  | 20 | 0359260000 |

| STB 8.5/D4/2.3/M2.5 AKZ |  |    |            |
|-------------------------|--|----|------------|
|                         |  | 50 | 0215700000 |

| PS 2.3 RT |  |    |            |
|-----------|--|----|------------|
|           |  | 20 | 0180400000 |

| VH 10/4/2.8 AKZ4 |  |    |            |
|------------------|--|----|------------|
|                  |  | 50 | 0446600000 |

| VL 2 AKZ4/DK4 |  |    |            |
|---------------|--|----|------------|
|               |  | 50 | 0446700000 |

| BFSC M2.5X14 SAKD2.5N |  |     |            |
|-----------------------|--|-----|------------|
|                       |  | 100 | 0266800000 |

| TSCH 4 AKZ4 |  |     |            |
|-------------|--|-----|------------|
|             |  | 100 | 0363360000 |

| DEK 6 |  |  |  |
|-------|--|--|--|
|       |  |  |  |



# Modular terminals with electronic components

## With electronic components TS 32 / PA

When using ATEX certified components in hazardous area applications the installation instructions and the rated data for accessories in the technical appendix must be considered.

|   |                   |
|---|-------------------|
| Width/Length/Height with TS32           | mm                |
| Max. current / max. cond. cross-section | A/mm <sup>2</sup> |
| Max. clamping range                     | mm <sup>2</sup>   |

### Technical data

| Rated data  |                 |
|---|-----------------|
| Rated voltage   | V               |
| Rated current   | A               |
| Rated cross-section                                     | mm <sup>2</sup> |
| Rated impulse voltage / Pollution severity              | kV/-            |
| Plug gauge IEC 60-947-1 / flammability class acc. UL 94 |                 |
| Approvals   |                 |

| Electronic built-in components       |            |
|--------------------------------------|------------|
| Diode current / diode voltage        | V / A      |
| voltage LED / current LED / polarity | V / mA / - |
| Resistance / Varistor                | -/V        |

| Clampable conductors (H05V/H07V)         |                 |
|--|-----------------|
| Solid / stranded                         | mm <sup>2</sup> |
| Flexible / flexible w. wire end ferrule  | mm <sup>2</sup> |
| Tightening torque range (clamping screw) | Nm              |
| Stripping length / blade size            | mm / -          |


| Information |
|-------------|
|-------------|

### Order data

| Version                   |           |
|---------------------------|-----------|
| Terminal components       | LED red   |
| see circuit diagram above | LED green |
|                           | Neon lamp |
|                           | Neon lamp |

| Information |
|-------------|
|-------------|

### Accessories

| Cross-connection, screwable   |         |
|---|---------|
|  | 2-pole  |
|   | 3-pole  |
|   | 4-pole  |
|   | 10-pole |

| External cross-connection |        |
|---------------------------|--------|
|                           | 2-pole |
|                           | 3-pole |
|                           | 4-pole |

| End plate |       |
|-----------|-------|
|           | beige |

| Socket |  |
|--------|--|
|--------|--|

| Test plug |  |
|-----------|--|
|-----------|--|

| Connecting sleeve |  |
|-------------------|--|
|-------------------|--|

| Cross-connection saddle |  |
|-------------------------|--|
|-------------------------|--|

| Fixing screw / Partition disc |  |
|-------------------------------|--|
| Fixing screw                  |  |
| Partition disc                |  |

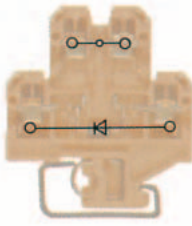
| Marking systems |  |
|-----------------|--|
|-----------------|--|

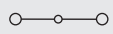

For detailed information on other accessories and applications see "Accessories"

## DK 4 D/1

4 mm<sup>2</sup>

Diode terminal, e.g. as protection against polarity reversal



|               |  |
|---------------|--|
| 6 x 50 x 56.5 |   |
| 10 / 4        |  |
| 0.33 ... 4    |  |

| IEC | UL | CSA          | EN 50019 |
|-----|----|--------------|----------|
| 380 |    | 380          |          |
| 10  | 1  | 1            |          |
| 4   |    | AWG 22... 12 |          |
|     |    | / 3          |          |
|     |    | A3 / V2      |          |

|          |
|----------|
| 1000 / 1 |
| / 1000   |

| Rated connection  | Additional connection |
|-------------------|-----------------------|
| 0.5...4 / 0.5...4 |                       |
| 0.5...4 / 0.5...4 |                       |
| 0.5...0.8 (M3)    |                       |
| 9 / 3.5 x 0.6     |                       |

| Type                    | Spannung | Qty. | Order No.  |
|-------------------------|----------|------|------------|
| DK 4/32 1D CSA GET.SCH. | 380 V    | 25   | 0544660000 |

| Information |
|-------------|
|-------------|

| Type     | Current [A] | Qty. | Order No.  |
|----------|-------------|------|------------|
| Q 2 AKZ4 | 32          | 50   | 0336400000 |
| Q 3 AKZ4 | 32          | 50   | 0336500000 |
| Q 4 AKZ4 | 32          | 50   | 0336600000 |

| Current [A]    |    |    |            |
|----------------|----|----|------------|
| QB 2 WI RA6 IS | 27 | 50 | 0482700000 |
| QB 3 WI RA6 IS | 27 | 50 | 0482800000 |
| QB 4 WI RA6 IS | 27 | 50 | 0482900000 |

|        |    |            |
|--------|----|------------|
| AP DK4 | 20 | 0359260000 |
|--------|----|------------|

|                         |    |            |
|-------------------------|----|------------|
| STB 8.5/D4/2.3/M2.5 AKZ | 50 | 0215700000 |
|-------------------------|----|------------|

|           |    |            |
|-----------|----|------------|
| PS 2.3 RT | 20 | 0180400000 |
|-----------|----|------------|

|                  |    |            |
|------------------|----|------------|
| VH 10/4/2.8 AKZ4 | 50 | 0446600000 |
|------------------|----|------------|

|               |    |            |
|---------------|----|------------|
| VL 2 AKZ4/DK4 | 50 | 0446700000 |
|---------------|----|------------|

|                       |     |            |
|-----------------------|-----|------------|
| BFSC M2.5X14 SAKD2.5N | 100 | 0266800000 |
|-----------------------|-----|------------|

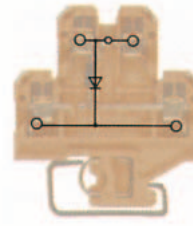
|             |     |            |
|-------------|-----|------------|
| TSCH 4 AKZ4 | 100 | 0363360000 |
|-------------|-----|------------|



|       |  |  |
|-------|--|--|
| DEK 6 |  |  |
|-------|--|--|

## DK 4 D/2

4 mm<sup>2</sup>

suppressor circuit for relay and magnetic valve (DC)



|               |   |
|---------------|---|
| 6 x 50 x 56.5 |  |
| 10 / 4        |   |
| 0.33 ... 4    |  |

| IEC | UL | CSA          | EN 50019 |
|-----|----|--------------|----------|
| 380 |    | 380          |          |
| 10  | 1  | 1            |          |
| 4   |    | AWG 22... 12 |          |
|     |    | / 3          |          |
|     |    | A3 / V2      |          |

|          |
|----------|
| 1000 / 1 |
| / 1000   |

| Rated connection  | Additional connection |
|-------------------|-----------------------|
| 0.5...4 / 0.5...4 |                       |
| 0.5...4 / 0.5...4 |                       |
| 0.5...0.8 (M3)    |                       |
| 9 / 3.5 x 0.6     |                       |

| Type              | Spannung | Qty. | Order No.  |
|-------------------|----------|------|------------|
| DK 4/32 1D CSA A1 | 380 V    | 25   | 0484060000 |
| DK 4/32 1D CSA A1 | 380 V    | 25   | 0484080000 |

| Information |
|-------------|
|-------------|

| Type     | Current [A] | Qty. | Order No.  |
|----------|-------------|------|------------|
| Q 2 AKZ4 | 32          | 50   | 0336400000 |
| Q 3 AKZ4 | 32          | 50   | 0336500000 |
| Q 4 AKZ4 | 32          | 50   | 0336600000 |

| Current [A]    |    |    |            |
|----------------|----|----|------------|
| QB 2 WI RA6 IS | 27 | 50 | 0482700000 |
| QB 3 WI RA6 IS | 27 | 50 | 0482800000 |
| QB 4 WI RA6 IS | 27 | 50 | 0482900000 |

|        |    |            |
|--------|----|------------|
| AP DK4 | 20 | 0359260000 |
|--------|----|------------|

|                         |    |            |
|-------------------------|----|------------|
| STB 8.5/D4/2.3/M2.5 AKZ | 50 | 0215700000 |
|-------------------------|----|------------|

|           |    |            |
|-----------|----|------------|
| PS 2.3 RT | 20 | 0180400000 |
|-----------|----|------------|

|                  |    |            |
|------------------|----|------------|
| VH 10/4/2.8 AKZ4 | 50 | 0446600000 |
|------------------|----|------------|

|               |    |            |
|---------------|----|------------|
| VL 2 AKZ4/DK4 | 50 | 0446700000 |
|---------------|----|------------|

|                       |     |            |
|-----------------------|-----|------------|
| BFSC M2.5X14 SAKD2.5N | 100 | 0266800000 |
|-----------------------|-----|------------|

|             |     |            |
|-------------|-----|------------|
| TSCH 4 AKZ4 | 100 | 0363360000 |
|-------------|-----|------------|

|       |  |  |
|-------|--|--|
| DEK 6 |  |  |
|-------|--|--|

# Modular terminals with electronic components

## With electronic components TS 32 / PA

When using ATEX certified components in hazardous area applications the installation instructions and the rated data for accessories in the technical appendix must be considered.

|   |                   |
|---|-------------------|
| Width/Length/Height with TS32           | mm                |
| Max. current / max. cond. cross-section | A/mm <sup>2</sup> |
| Max. clamping range                     | mm <sup>2</sup>   |

**B**

### Technical data

| Rated data  |                 |
|---|-----------------|
| Rated voltage   | V               |
| Rated current   | A               |
| Rated cross-section                                     | mm <sup>2</sup> |
| Rated impulse voltage / Pollution severity              | kV/-            |
| Plug gauge IEC 60-947-1 / flammability class acc. UL 94 |                 |
| Approvals   |                 |

| Electronic built-in components       |            |
|--------------------------------------|------------|
| Diode current / diode voltage        | V / A      |
| voltage LED / current LED / polarity | V / mA / - |
| Resistance / Varistor                | -/V        |

| Clampable conductors (H05V/H07V)         |                 |
|--|-----------------|
| Solid / stranded                         | mm <sup>2</sup> |
| Flexible / flexible w. wire end ferrule  | mm <sup>2</sup> |
| Tightening torque range (clamping screw) | Nm              |
| Stripping length / blade size            | mm / -          |


| Information |
|-------------|
|             |

### Order data

| Version                   |           |
|---------------------------|-----------|
| Terminal components       | LED red   |
| see circuit diagram above | LED green |
|                           | Neon lamp |
|                           | Neon lamp |

| Information |
|-------------|
|             |

### Accessories

| Cross-connection, screwable   |         |
|---|---------|
|  | 2-pole  |
|   | 3-pole  |
|   | 4-pole  |
|   | 10-pole |

| External cross-connection |        |
|---------------------------|--------|
|                           | 2-pole |
|                           | 3-pole |
|                           | 4-pole |

| End plate |       |
|-----------|-------|
|           | beige |

| Socket |  |
|--------|--|
|        |  |

| Test plug |  |
|-----------|--|
|           |  |

| Connecting sleeve |  |
|-------------------|--|
|                   |  |

| Cross-connection saddle |  |
|-------------------------|--|
|                         |  |

| Fixing screw / Partition disc |  |
|-------------------------------|--|
| Fixing screw                  |  |
| Partition disc                |  |

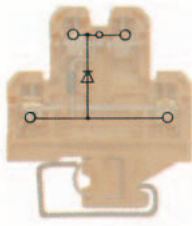
| Marking systems |  |
|-----------------|--|
|                 |  |

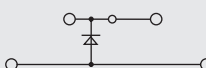
For detailed information on other accessories and applications see "Accessories"

## DK 4 D/3

4 mm<sup>2</sup>

suppressor circuit for relay and magnetic valve (DC)



|               |   |
|---------------|---|
| 6 x 50 x 56.5 |  |
| 10 / 4        |   |
| 0.33 ... 4    |   |

| IEC | UL | CSA     | EN 50019 |
|-----|----|---------|----------|
| 380 |    |         |          |
| 10  |    |         |          |
| 4   |    |         |          |
|     |    | / 3     |          |
|     |    | A3 / V2 |          |

| Rated connection |        | Additional connection |  |
|------------------|--------|-----------------------|--|
| 1000 / 1         |        |                       |  |
|                  | / 1000 |                       |  |

| Rated connection  |  | Additional connection |  |
|-------------------|--|-----------------------|--|
| 0.5...4 / 0.5...4 |  |                       |  |
| 0.5...4 / 0.5...4 |  |                       |  |
| 0.5...0.8 (M3)    |  |                       |  |
| 9 / 3.5 x 0.6     |  |                       |  |

| Information |
|-------------|
|             |

| Type              | Spannung | Qty. | Order No.  |
|-------------------|----------|------|------------|
| DK 4/32 1D CSA A2 | 380 V    | 25   | 0467960000 |
| DK 4/32 1D CSA A2 | 380 V    | 25   | 0467980000 |

| Information |
|-------------|
|             |

| Type     | Current [A] | Qty. | Order No.  |
|----------|-------------|------|------------|
| Q 2 AKZ4 | 32          | 50   | 0336400000 |
| Q 3 AKZ4 | 32          | 50   | 0336500000 |
| Q 4 AKZ4 | 32          | 50   | 0336600000 |

| Current [A]    |    |    |            |
|----------------|----|----|------------|
| QB 2 WI RA6 IS | 27 | 50 | 0482700000 |
| QB 3 WI RA6 IS | 27 | 50 | 0482800000 |
| QB 4 WI RA6 IS | 27 | 50 | 0482900000 |

| AP DK4 |  |    |            |
|--------|--|----|------------|
|        |  | 20 | 0359260000 |

| STB 8.5/D4/2.3/M2.5 AKZ |  |    |            |
|-------------------------|--|----|------------|
|                         |  | 50 | 0215700000 |

| PS 2.3 RT |  |    |            |
|-----------|--|----|------------|
|           |  | 20 | 0180400000 |

| VH 10/4/2.8 AKZ4 |  |    |            |
|------------------|--|----|------------|
|                  |  | 50 | 0446600000 |

| VL 2 AKZ4/DK4 |  |    |            |
|---------------|--|----|------------|
|               |  | 50 | 0446700000 |

| BFSC M2.5X14 SAKD2.5N |  |     |            |
|-----------------------|--|-----|------------|
|                       |  | 100 | 0266800000 |

| TSCH 4 AKZ4 |  |     |            |
|-------------|--|-----|------------|
|             |  | 100 | 0363360000 |

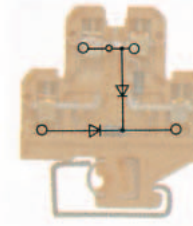
| DEK 6 |  |  |  |
|-------|--|--|--|
|       |  |  |  |

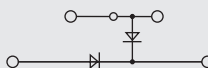
| For detailed information on other accessories and applications see "Accessories" |  |  |  |
|--|--|--|--|
|  |  |  |  |

## DK 4 D/4

4 mm<sup>2</sup>

Diodes terminal for lamp-test-circuits



|               |   |
|---------------|---|
| 6 x 50 x 56.5 |  |
| 10 / 4        |   |
| 0.33 ... 4    |   |

| IEC | UL | CSA     | EN 50019 |
|-----|----|---------|----------|
| 380 |    |         |          |
| 10  |    |         |          |
| 4   |    |         |          |
|     |    | / 3     |          |
|     |    | A3 / V2 |          |

| Rated connection |        | Additional connection |  |
|------------------|--------|-----------------------|--|
| 1000 / 1         |        |                       |  |
|                  | / 1000 |                       |  |

| Rated connection  |  | Additional connection |  |
|-------------------|--|-----------------------|--|
| 0.5...4 / 0.5...4 |  |                       |  |
| 0.5...4 / 0.5...4 |  |                       |  |
| 0.5...0.8 (M3)    |  |                       |  |
| 9 / 3.5 x 0.6     |  |                       |  |

| Information |
|-------------|
|             |

| Type                    | Spannung | Qty. | Order No.  |
|-------------------------|----------|------|------------|
| DK 4/32 2D CSA GET.SCH. | 380 V    | 25   | 0642760000 |

| Information |
|-------------|
|             |

| Type     | Current [A] | Qty. | Order No.  |
|----------|-------------|------|------------|
| Q 2 AKZ4 | 32          | 50   | 0336400000 |
| Q 3 AKZ4 | 32          | 50   | 0336500000 |
| Q 4 AKZ4 | 32          | 50   | 0336600000 |

| Current [A]    |    |    |            |
|----------------|----|----|------------|
| QB 2 WI RA6 IS | 27 | 50 | 0482700000 |
| QB 3 WI RA6 IS | 27 | 50 | 0482800000 |
| QB 4 WI RA6 IS | 27 | 50 | 0482900000 |

| AP DK4 |  |    |            |
|--------|--|----|------------|
|        |  | 20 | 0359260000 |

| STB 8.5/D4/2.3/M2.5 AKZ |  |    |            |
|-------------------------|--|----|------------|
|                         |  | 50 | 0215700000 |

| PS 2.3 RT |  |    |            |
|-----------|--|----|------------|
|           |  | 20 | 0180400000 |

| VH 10/4/2.8 AKZ4 |  |    |            |
|------------------|--|----|------------|
|                  |  | 50 | 0446600000 |

| VL 2 AKZ4/DK4 |  |    |            |
|---------------|--|----|------------|
|               |  | 50 | 0446700000 |

| BFSC M2.5X14 SAKD2.5N |  |     |            |
|-----------------------|--|-----|------------|
|                       |  | 100 | 0266800000 |

| TSCH 4 AKZ4 |  |     |            |
|-------------|--|-----|------------|
|             |  | 100 | 0363360000 |

| DEK 6 |  |  |  |
|-------|--|--|--|
|       |  |  |  |

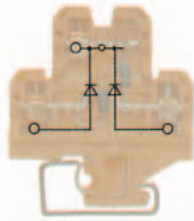
| For detailed information on other accessories and applications see "Accessories" |  |  |  |
|--|--|--|--|
|  |  |  |  |

# Modular terminals with electronic components

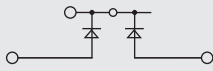
## DK 4 D/5

4 mm<sup>2</sup>

Diodes terminal for lamp-test-circuits



6 x 50 x 56.5  
10 / 4  
0.33 ... 4



| IEC | UL | CSA | EN 50019 |
|-----|----|-----|----------|
| 380 |    |     |          |
| 10  |    |     |          |
| 4   |    |     |          |



1000 / 1

/ 1000

| Rated connection  | Additional connection |
|-------------------|-----------------------|
| 0.5...4 / 0.5...4 |                       |
| 0.5...4 / 0.5...4 |                       |
| 0.5...0.8 (M3)    |                       |
| 9 / 3.5 x 0.6     |                       |

| Type              | Spannung | Qty. | Order No.  |
|-------------------|----------|------|------------|
| DK 4/32 2D CSA A2 | 380 V    | 25   | 0523760000 |

| Type     | Current [A] | Qty. | Order No.  |
|----------|-------------|------|------------|
| Q 2 AKZ4 | 32          | 50   | 0336400000 |
| Q 3 AKZ4 | 32          | 50   | 0336500000 |
| Q 4 AKZ4 | 32          | 50   | 0336600000 |

|                | Current [A] | Qty. | Order No.  |
|----------------|-------------|------|------------|
| QB 2 WI RA6 IS | 27          | 50   | 0482700000 |
| QB 3 WI RA6 IS | 27          | 50   | 0482800000 |
| QB 4 WI RA6 IS | 27          | 50   | 0482900000 |

AP DK4 20 0359260000

STB 8.5/D4/2.3/M2.5 AKZ 50 0215700000

PS 2.3 RT 20 0180400000

VH 10/4/2.8 AKZ4 50 0446600000

VL 2 AKZ4/DK4 50 0446700000

BFSC M2.5X14 SAKD2.5N 100 0266800000

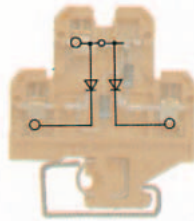
TSCH 4 AKZ4 100 0363360000

DEK 6

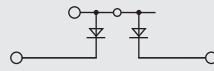
## DK 4 D/6

4 mm<sup>2</sup>

Diodes terminal for lamp-test-circuits



6 x 50 x 56.5  
10 / 4  
0.33 ... 4



| IEC | UL | CSA | EN 50019 |
|-----|----|-----|----------|
| 380 |    |     |          |
| 10  |    |     |          |
| 4   |    |     |          |



1000 / 1

/ 1000

| Rated connection  | Additional connection |
|-------------------|-----------------------|
| 0.5...4 / 0.5...4 |                       |
| 0.5...4 / 0.5...4 |                       |
| 0.5...0.8 (M3)    |                       |
| 9 / 3.5 x 0.6     |                       |

| Type          | Spannung | Qty. | Order No.  |
|---------------|----------|------|------------|
| DK 4/32 2D A1 | 380 V    | 25   | 0663960000 |

| Type     | Current [A] | Qty. | Order No.  |
|----------|-------------|------|------------|
| Q 2 AKZ4 | 32          | 50   | 0336400000 |
| Q 3 AKZ4 | 32          | 50   | 0336500000 |
| Q 4 AKZ4 | 32          | 50   | 0336600000 |

|                | Current [A] | Qty. | Order No.  |
|----------------|-------------|------|------------|
| QB 2 WI RA6 IS | 27          | 50   | 0482700000 |
| QB 3 WI RA6 IS | 27          | 50   | 0482800000 |
| QB 4 WI RA6 IS | 27          | 50   | 0482900000 |

AP DK4 20 0359260000

STB 8.5/D4/2.3/M2.5 AKZ 50 0215700000

PS 2.3 RT 20 0180400000

VH 10/4/2.8 AKZ4 50 0446600000

VL 2 AKZ4/DK4 50 0446700000

BFSC M2.5X14 SAKD2.5N 100 0266800000

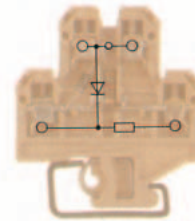
TSCH 4 AKZ4 100 0363360000

DEK 6

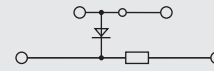
## DK 4 D/7

4 mm<sup>2</sup>

Diodes terminal for lamp-test-circuits with multiplier



6 x 50 x 56.5  
10 / 4  
0.33 ... 4



| IEC | UL | CSA | EN 50019 |
|-----|----|-----|----------|
| 24  |    |     |          |
| 10  |    |     |          |
| 4   |    |     |          |



/ 1

/ 1000

| Rated connection  | Additional connection |
|-------------------|-----------------------|
| 0.5...4 / 0.5...4 |                       |
| 0.5...4 / 0.5...4 |                       |
| 0.5...0.8 (M3)    |                       |
| 9 / 3.5 x 0.6     |                       |

| Type           | Spannung | Qty. | Order No.  |
|----------------|----------|------|------------|
| DK 4/32 1D 1K5 | 24 V     | 25   | 0685260000 |

| Type     | Current [A] | Qty. | Order No.  |
|----------|-------------|------|------------|
| Q 2 AKZ4 | 32          | 50   | 0336400000 |
| Q 3 AKZ4 | 32          | 50   | 0336500000 |
| Q 4 AKZ4 | 32          | 50   | 0336600000 |

|                | Current [A] | Qty. | Order No.  |
|----------------|-------------|------|------------|
| QB 2 WI RA6 IS | 27          | 50   | 0482700000 |
| QB 3 WI RA6 IS | 27          | 50   | 0482800000 |
| QB 4 WI RA6 IS | 27          | 50   | 0482900000 |

AP DK4 20 0359260000

STB 8.5/D4/2.3/M2.5 AKZ 50 0215700000

PS 2.3 RT 20 0180400000

VH 10/4/2.8 AKZ4 50 0446600000

VL 2 AKZ4/DK4 50 0446700000

BFSC M2.5X14 SAKD2.5N 100 0266800000

TSCH 4 AKZ4 100 0363360000

DEK 6

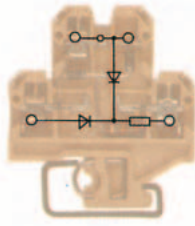
# Modular terminals with electronic components

## With electronic components TS 32 / PA

**DK 4 D/8**

**4 mm<sup>2</sup>**

Diodes terminal for lamp-test-circuits with multiplier



When using ATEX certified components in hazardous area applications the installation instructions and the rated data for accessories in the technical appendix must be considered.

|   |                   |
|---|-------------------|
| Width/Length/Height with TS32           | mm                |
| Max. current / max. cond. cross-section | A/mm <sup>2</sup> |
| Max. clamping range                     | mm <sup>2</sup>   |

|               |  |
|---------------|--|
| 6 x 50 x 56.5 |  |
| 10 / 4        |  |
| 0.33 ... 4    |  |

**B**

### Technical data

| Rated data  |                 |
|---|-----------------|
| Rated voltage   | V               |
| Rated current   | A               |
| Rated cross-section                                     | mm <sup>2</sup> |
| Rated impulse voltage / Pollution severity              | kV/-            |
| Plug gauge IEC 60-947-1 / flammability class acc. UL 94 |                 |
| Approvals   |                 |

| IEC | UL | CSA     | EN 50019 |
|-----|----|---------|----------|
| 24  |    |         |          |
| 10  |    |         |          |
| 4   |    |         |          |
|     |    | / 3     |          |
|     |    | A3 / V2 |          |

| Electronic built-in components       |            |
|--------------------------------------|------------|
| Diode current / diode voltage        | V / A      |
| voltage LED / current LED / polarity | V / mA / - |
| Resistance / Varistor                | -/V        |

|     |
|-----|
| / 1 |
|-----|

| Clampable conductors (H05V/H07V)         |                 |
|--|-----------------|
| Solid / stranded                         | mm <sup>2</sup> |
| Flexible / flexible w. wire end ferrule  | mm <sup>2</sup> |
| Tightening torque range (clamping screw) | Nm              |
| Stripping length / blade size            | mm / -          |

| Rated connection  | Additional connection |
|-------------------|-----------------------|
| 0.5...4 / 0.5...4 |                       |
| 0.5...4 / 0.5...4 |                       |
| 0.5...0.8 (M3)    |                       |
| 9 / 3.5 x 0.6     |                       |

### Information

### Order data

| Version                   |           |
|---------------------------|-----------|
| Terminal components       | LED red   |
| see circuit diagram above | LED green |
|                           | Neon lamp |
|                           | Neon lamp |

| Type           | Spannung | Qty. | Order No.  |
|----------------|----------|------|------------|
| DK 4/32 2D 1K5 | 24 V     | 25   | 0159160000 |
|                |          |      |            |
|                |          |      |            |

### Information

### Accessories

| Cross-connection, screwable |         |
|-----------------------------|---------|
|                             | 2-pole  |
|                             | 3-pole  |
|                             | 4-pole  |
| (Q)                         | 10-pole |

| Type     | Current [A] | Qty. | Order No.  |
|----------|-------------|------|------------|
| Q 2 AKZ4 | 32          | 50   | 0336400000 |
| Q 3 AKZ4 | 32          | 50   | 0336500000 |
| Q 4 AKZ4 | 32          | 50   | 0336600000 |

| External cross-connection |        |
|---------------------------|--------|
|                           | 2-pole |
|                           | 3-pole |
|                           | 4-pole |

| Current [A]    |    |    |            |
|----------------|----|----|------------|
| QB 2 WI RA6 IS | 27 | 50 | 0482700000 |
| QB 3 WI RA6 IS | 27 | 50 | 0482800000 |
| QB 4 WI RA6 IS | 27 | 50 | 0482900000 |

| End plate |       |
|-----------|-------|
|           | beige |

|        |    |            |
|--------|----|------------|
| AP DK4 | 20 | 0359260000 |
|--------|----|------------|

### Socket

|                         |    |            |
|-------------------------|----|------------|
| STB 8.5/D4/2.3/M2.5 AKZ | 50 | 0215700000 |
|-------------------------|----|------------|

### Test plug

|           |    |            |
|-----------|----|------------|
| PS 2.3 RT | 20 | 0180400000 |
|-----------|----|------------|

### Connecting sleeve

|                  |    |            |
|------------------|----|------------|
| VH 10/4/2.8 AKZ4 | 50 | 0446600000 |
|------------------|----|------------|

### Cross-connection saddle

|               |    |            |
|---------------|----|------------|
| VL 2 AKZ4/DK4 | 50 | 0446700000 |
|---------------|----|------------|

### Fixing screw / Partition disc

|                       |     |            |
|-----------------------|-----|------------|
| BFSC M2.5X14 SAKD2.5N | 100 | 0266800000 |
| TSCH 4 AKZ4           | 100 | 0363360000 |

### Marking systems

|       |
|-------|
| DEK 6 |
|-------|

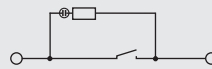
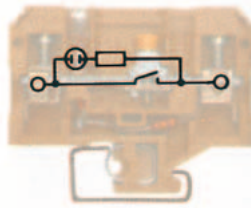
For detailed information on other accessories and applications see "Accessories"

# Modular terminals with electronic components

With electronic components  
TS 32 / PA

SAKT 1 GL

10 mm<sup>2</sup>



When using ATEX certified components in hazardous area applications the installation instructions and the rated data for accessories in the technical appendix must be considered.

|   |                   |
|---|-------------------|
| Width/Length/Height with TS32           | mm                |
| Max. current / max. cond. cross-section | A/mm <sup>2</sup> |
| Max. clamping range                     | mm <sup>2</sup>   |

8 x 65 x 52.5  
27 / 10  
0.5 ... 10

## Technical data

| Rated data  |                 |
|---|-----------------|
| Rated voltage   | V               |
| Rated current   | A               |
| Rated cross-section                                     | mm <sup>2</sup> |
| Rated impulse voltage / Pollution severity              | kV/-            |
| Plug gauge IEC 60-947-1 / flammability class acc. UL 94 |                 |
| Approvals   |                 |

### Electronic built-in components

|                                      |            |
|--------------------------------------|------------|
| Diode current / diode voltage        | V / A      |
| voltage LED / current LED / polarity | V / mA / - |
| Resistance / Varistor                | -/N        |

### Clampable conductors (H05V/H07V)

|  |                 |
|--|-----------------|
| Solid / stranded                         | mm <sup>2</sup> |
| Flexible / flexible w. wire end ferrule  | mm <sup>2</sup> |
| Tightening torque range (clamping screw) | Nm              |
| Stripping length / blade size            | mm / -          |

### Information

IEC 60947-7-1

| IEC   | UL | CSA | EN 50019 |
|-------|----|-----|----------|
| 230   |    |     |          |
| 27    |    |     |          |
| 10    |    |     |          |
| / 5VA |    |     |          |



| Rated connection  | Additional connection |
|-------------------|-----------------------|
| 0.5...10          |                       |
| 0.5...6           |                       |
| 0.8...1.6 (M 3.5) |                       |
| 12 / 4.0 x 0.8    |                       |

Tightening torque 1.6 Nm for 10 mm<sup>2</sup> stranded wire.


## Order data

| Version                   |           |
|---------------------------|-----------|
| Terminal components       | LED red   |
| see circuit diagram above | LED green |
|                           | Neon lamp |
|                           | Neon lamp |

### Information

| Type                | Spannung | Qty. | Order No.  |
|---------------------|----------|------|------------|
| SAKT 1/32 GL 230VAC | 230 VAC  | 25   | 0333620000 |

## Accessories

| Cross-connection, screwable   |         |
|---|---------|
|  | 2-pole  |
|   | 3-pole  |
|   | 4-pole  |
| (Q)   | 10-pole |

| External cross-connection |        |
|---------------------------|--------|
|                           | 2-pole |
|                           | 3-pole |
|                           | 4-pole |

| End plate |       |
|-----------|-------|
|           | beige |

### Socket

### Test plug

### Connecting sleeve

### Cross-connection saddle

| Fixing screw / Partition disc |                |
|-------------------------------|----------------|
|                               | Fixing screw   |
|                               | Partition disc |

### Marking systems

For detailed information on other accessories and applications see "Accessories"

| Type                 | Current [A] | Qty. | Order No.  |
|----------------------|-------------|------|------------|
| Current [A]          |             |      |            |
| QB 2 SAKT1           | 50          |      | 0205700000 |
| QB 3 SAKT1           | 50          |      | 0205800000 |
| QB 4 SAKT1           | 50          |      | 0205900000 |
| AP SAKB/C/T KRG      |             | 20   | 0146720000 |
| STB 14/D6/4/M3 SAK10 |             | 50   | 0169900000 |
| PS 2.3 RT            |             | 20   | 0180400000 |
| VH 12/4.9/3.3 SAK6N  |             | 100  | 0249000000 |
| TSCH 2               |             | 100  | 0353660000 |
| DEK 6                |             |      |            |

# Modular terminals with electronic components

## With electronic components TS 32 / PA

When using ATEX certified components in hazardous area applications the installation instructions and the rated data for accessories in the technical appendix must be considered.

|   |                   |
|---|-------------------|
| Width/Length/Height with TS32           | mm                |
| Max. current / max. cond. cross-section | A/mm <sup>2</sup> |
| Max. clamping range                     | mm <sup>2</sup>   |

### Technical data

| Rated data  | IEC | UL | CSA     | EN 50019 |
|---|-----|----|---------|----------|
| Rated voltage   | 230 |    |         |          |
| Rated current   | 10  |    |         |          |
| Rated cross-section                                     | 4   |    |         |          |
| Rated impulse voltage / Pollution severity              |     |    | / 3     |          |
| Plug gauge IEC 60-947-1 / flammability class acc. UL 94 |     |    | A3 / V2 |          |

#### Electronic built-in components

|                                      |            |
|--------------------------------------|------------|
| Diode current / diode voltage        | V / A      |
| voltage LED / current LED / polarity | V / mA / - |
| Resistance / Varistor                | -/N        |

#### Clampable conductors (H05V/H07V)

|  |                 |
|--|-----------------|
| Solid / stranded                         | mm <sup>2</sup> |
| Flexible / flexible w. wire end ferrule  | mm <sup>2</sup> |
| Tightening torque range (clamping screw) | Nm              |
| Stripping length / blade size            | mm / -          |

#### Information

### Order data

| Version                   | LED       |
|---------------------------|-----------|
| Terminal components       | LED red   |
| see circuit diagram above | LED green |
|                           | Neon lamp |
|                           | Neon lamp |

#### Information

### Accessories

#### Cross-connection, screwable

|   |         |  |  |  |
|---|---------|--|--|--|
|  | 2-pole  |  |  |  |
|   | 3-pole  |  |  |  |
|   | 4-pole  |  |  |  |
| (Q)   | 10-pole |  |  |  |

#### External cross-connection

|        | Current [A] |
|--------|-------------|
| 2-pole | 27          |
| 3-pole | 27          |
| 4-pole | 27          |

#### End plate

|  |       |
|--|-------|
|  | beige |
|--|-------|

#### Socket

#### Test plug

#### Connecting sleeve

#### Cross-connection saddle

#### Fixing screw / Partition disc

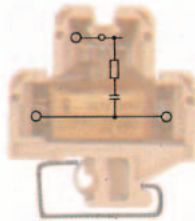
|  |                |
|--|----------------|
|  | Fixing screw   |
|  | Partition disc |

#### Marking systems

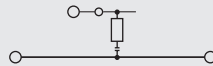
For detailed information on other accessories and applications see "Accessories"

## DK 4 RC

4 mm<sup>2</sup>



|                |
|----------------|
| 18 x 50 x 56.5 |
| 10 / 4         |
| 0.33 ... 4     |



| IEC | UL | CSA     | EN 50019 |
|-----|----|---------|----------|
| 230 |    |         |          |
| 10  |    |         |          |
| 4   |    |         |          |
|     |    | / 3     |          |
|     |    | A3 / V2 |          |

#### Rated connection

|                   |
|-------------------|
| 0.5...4 / 0.5...4 |
| 0.5...4 / 0.5...4 |
| 0.5...0.8 (M 3)   |
| 9 / 3.5 x 0.6     |

| Type                  | Spannung | Qty. | Order No.  |
|-----------------------|----------|------|------------|
| DK 4/32 RC 220R/220NF | 230 V    | 5    | 0692160000 |

| Type     | Current [A] | Qty. | Order No.  |
|----------|-------------|------|------------|
| Q 2 AKZ4 | 32          | 50   | 0336400000 |
| Q 3 AKZ4 | 32          | 50   | 0336500000 |
| Q 4 AKZ4 | 32          | 50   | 0336600000 |

| Type           | Current [A] | Qty. | Order No.  |
|----------------|-------------|------|------------|
| QB 2 WI RA6 IS | 27          | 50   | 0482700000 |
| QB 3 WI RA6 IS | 27          | 50   | 0482800000 |
| QB 4 WI RA6 IS | 27          | 50   | 0482900000 |

|        |    |            |
|--------|----|------------|
| AP DK4 | 20 | 0359260000 |
|--------|----|------------|

|                         |    |            |
|-------------------------|----|------------|
| STB 8.5/D4/2.3/M2.5 AKZ | 50 | 0215700000 |
|-------------------------|----|------------|

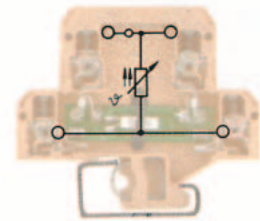
|           |    |            |
|-----------|----|------------|
| PS 2.3 RT | 20 | 0180400000 |
|-----------|----|------------|

|             |     |            |
|-------------|-----|------------|
| TSCH 4 AKZ4 | 100 | 0363360000 |
|-------------|-----|------------|

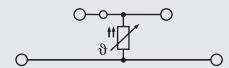
## DKT 4 PT 100

4 mm<sup>2</sup>

Diodes terminal for central control systems



|               |
|---------------|
| 6 x 65 x 56.5 |
| 10 / 4        |
| 0.33 ... 4    |



| IEC | UL | CSA     | EN 50019 |
|-----|----|---------|----------|
| 10  |    |         |          |
| 4   |    |         |          |
|     |    | / 3     |          |
|     |    | A3 / V2 |          |

#### Rated connection

|                     |
|---------------------|
| 0.5...4 / 0.5...4   |
| 0.5...4 / 0.5...2.5 |
| 0.4...0.7 (M 2.5)   |
| 6 / 3.5 x 0.6       |

| Type           | Spannung | Qty. | Order No.  |
|----------------|----------|------|------------|
| DKT 4/32 PT100 | 10       |      | 8014730000 |

| Type     | Current [A] | Qty. | Order No.  |
|----------|-------------|------|------------|
| Q 2 AKZ4 | 32          | 50   | 0336400000 |
| Q 3 AKZ4 | 32          | 50   | 0336500000 |
| Q 4 AKZ4 | 32          | 50   | 0336600000 |

| Type           | Current [A] | Qty. | Order No.  |
|----------------|-------------|------|------------|
| QB 2 WI RA6 IS | 27          | 50   | 0482700000 |
| QB 3 WI RA6 IS | 27          | 50   | 0482800000 |
| QB 4 WI RA6 IS | 27          | 50   | 0482900000 |

|            |    |            |
|------------|----|------------|
| AP DKT4 PA | 20 | 0687560000 |
|------------|----|------------|

|                         |    |            |
|-------------------------|----|------------|
| STB 8.5/D4/2.3/M2.5 AKZ | 50 | 0215700000 |
|-------------------------|----|------------|

|           |    |            |
|-----------|----|------------|
| PS 2.3 RT | 20 | 0180400000 |
|-----------|----|------------|

|             |     |            |
|-------------|-----|------------|
| TSCH 4 AKZ4 | 100 | 0363360000 |
|-------------|-----|------------|

DEK 6

# Terminal Blocks



| Modular feed-through terminals |           |
|--------------------------------|-----------|
| TS 35 + TS 32 / PA             | C.2 - C.4 |
| Fuse terminals                 |           |
| TS 35 + TS 32 / PA             | C.5       |

# Modular feed-through terminals

## TS 35 + TS 32 / PA

When using ATEX certified components in hazardous area applications the installation instructions and the rated data for accessories in the technical appendix must be considered.

|   |                   |
|---|-------------------|
| <b>width x length x height, min. height</b> | mm                |
| Max. current / max. cond. cross-section     | A/mm <sup>2</sup> |
| Max. clamping range                         | mm <sup>2</sup>   |


### Technical data

| Rated data  |                 |
|---|-----------------|
| Rated voltage   | V               |
| Rated current   | A               |
| Rated cross-section   | mm <sup>2</sup> |
| Rated impulse voltage / Pollution severity                        | kV/-            |
| Plug gauge IEC 60-947-1 / flammability class acc. UL 94 Approvals |                 |
| Clampable conductors (H05V/H07V)                                  |                 |
| Solid / stranded  | mm <sup>2</sup> |
| Flexible / flexible w. wire end ferrule                           | mm <sup>2</sup> |
| Tightening torque range (clamping screw)                          | Nm              |
| Stripping length / blade size                                     | mm / -          |
| 2 clampable conductors of equal cross-section                     |                 |
| Solid / stranded  | mm <sup>2</sup> |
| Flexible / flexible w. wire end ferrule                           | mm <sup>2</sup> |
| Information   |                 |

### Order data


| Version     | Type          | Qty. | Order No.  |
|-------------|---------------|------|------------|
| beige       | SAK 2.5/EN    | 100  | 0218660000 |
| blue        | SAK 2.5/EN BL | 100  | 0218680000 |
| Information |               |      |            |

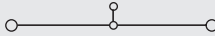
### Accessories


| Cross-connection, screwable   |                   |
|---|-------------------|
|  | (Q)               |
| 2-pole  | Connecting sleeve |
| 3-pole  | Fixing screw      |
| 4-pole  | Fuse cartridges   |
| 10-pole   |                   |
| Cross-connection saddle   |                   |
| Cross-connection saddle   |                   |
| Connecting sleeve   |                   |
| Fixing screw  |                   |
| Socket / Test plug  |                   |
| Socket  |                   |
| Test plug   |                   |
| End plate   |                   |
| beige   |                   |
| blue  |                   |
| Partition / Partition disc  |                   |
| beige   |                   |
| blue  |                   |
| Partition disc  |                   |
| Cover / fixing screw (plastic)  |                   |
| Cover   |                   |
| Fixing screw (plastic)  |                   |
| Marking systems   |                   |
| DEK 6   |                   |
| Detailed information on all versions in chapter accessories.                        |                   |

## SAK 2.5/EN

2.5 mm<sup>2</sup>




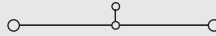
|                          |  |
|--------------------------|--|
| <b>6.1 x 41.5 x 42.5</b> |  |
| <b>41 / 6</b>            |  |
| <b>0.13 ... 6</b>        |  |


| IEC 60947-7-1   |             | EEx e II Ex II 2 G D  |          |
|---|-------------|-----------------------|----------|
| IEC   | UL          | CSA                   | EN 50019 |
| 800   | 600         | 600                   | 550      |
| 24  | 25          | 25                    | 21       |
| 2.5   | AWG 22...12 | AWG 26...10           | 2.5      |
| 8 / 3   |             |                       |          |
| / V2  |             |                       |          |
|  |             | KEMA 97ATEX1798 U     |          |
| Rated connection  |             | Additional connection |          |
| 0.5...6 / 0.5...4   |             |                       |          |
| 0.5...4 / 0.5...4   |             |                       |          |
| 0.4...0.6 (M 2.5)   |             |                       |          |
| 10 / 3.5 x 0.6  |             |                       |          |
| To use twin ferrules is the rated voltage 690 V.                                  |             |                       |          |

## SAK 4/EN

4 mm<sup>2</sup>



|                        |   |
|------------------------|---|
| <b>6.5 x 42 x 47.5</b> |  |
| <b>41 / 6</b>          |   |
| <b>0.13 ... 6</b>      |   |

| IEC 60947-7-1   |             | EEx e II Ex II 2 G D  |          |
|---|-------------|-----------------------|----------|
| IEC   | UL          | CSA                   | EN 50019 |
| 800   | 600         | 600                   | 550      |
| 32  | 30          | 36                    | 28       |
| 4   | AWG 22...12 | AWG 26...10           | 4        |
| 8 / 3   |             |                       |          |
| A4 / V2   |             |                       |          |
|  |             | KEMA 97ATEX1798 U     |          |
| Rated connection  |             | Additional connection |          |
| 0.5...6 / 0.5...4   |             |                       |          |
| 0.5...4 / 0.5...4   |             |                       |          |
| 0.5...1.0 (M 3)   |             |                       |          |
| 12 / 3.5 x 0.6  |             |                       |          |
| To use twin ferrules is the rated voltage 690 V.                                    |             |                       |          |

| Type        | Qty. | Order No.  |
|-------------|------|------------|
| SAK 4/EN    | 100  | 0467460000 |
| SAK 4/EN BL | 100  | 0467480000 |
| Information |      |            |


| Type                           | Current [A] | Qty. | Order No.  |
|--------------------------------|-------------|------|------------|
| Q 2 SAK4                       | 41          | 50   | 0336700000 |
| Q 3 SAK4                       | 41          | 50   | 0336800000 |
| Q 4 SAK4                       | 41          | 50   | 0336900000 |
| Q 10 SAK4                      | 41          | 20   | 0368800000 |
| Cross-connection saddle        |             |      |            |
| VL 2 SAK4                      |             | 50   | 0197000000 |
| VH 19/5/3.5 SAK4-16            |             | 50   | 0285100000 |
| BFSC M3X25                     |             | 100  | 0292500000 |
| Socket / Test plug             |             |      |            |
| STB 14/D5/2.3/M3 SAK2.5        |             | 50   | 0168600000 |
| PS 2.3 RT                      |             | 20   | 0180400000 |
| End plate                      |             |      |            |
| AP SAK4-10                     | 1.5         | 20   | 0117960000 |
| AP SAK4-10 BL                  | 1.5         | 20   | 0117980000 |
| Partition / Partition disc     |             |      |            |
| TW 4 SAK4-10                   | 1.5         | 20   | 0130160000 |
| TW 4 SAK4-10 BL                | 1.5         | 20   | 0130180000 |
| TSCH 1                         | 2           | 100  | 0319160000 |
| Cover / fixing screw (plastic) |             |      |            |
| AD 4 SAK4                      |             | 50   | 0285300000 |
| BFSC M3X22 PA/RT               |             | 100  | 0128900000 |
| Marking systems                |             |      |            |
| DEK 6                          |             |      |            |



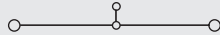
# Modular feed-through terminals

## SAK 6/EN

6 mm<sup>2</sup>



8 x 40 x 47.5  
57 / 10  
0.33 ... 10



IEC 60947-7-1

EEx e II II 2 G D

| IEC     | UL         | CSA        | EN 50019 |
|---------|------------|------------|----------|
| 800     | 600        | 600        | 550      |
| 41      | 40         | 47         | 36       |
| 6       | AWG 22...8 | AWG 26...6 | 6        |
| 8 / 3   |            |            |          |
| A5 / V2 |            |            |          |




KEMA 97ATEX1798 U

| Rated connection   | Additional connection |
|--------------------|-----------------------|
| 0.5...10 / 0.5...6 |                       |
| 0.5...10 / 0.5...6 |                       |
| 0.8...1.6 (M 3.5)  |                       |
| 12 / 4.0 x 0.8     |                       |

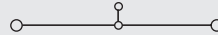
To use twin ferrules is the rated voltage 690 V.

## SAK 10/EN

10 mm<sup>2</sup>



10 x 41.5 x 47.5  
76 / 16  
1.5 ... 16



IEC 60947-7-1

EEx e II II 2 G D

| IEC     | UL         | CSA        | EN 50019 |
|---------|------------|------------|----------|
| 800     | 600        | 600        | 550      |
| 57      | 60         | 65         | 50       |
| 10      | AWG 14...6 | AWG 16...6 | 10       |
| 8 / 3   |            |            |          |
| B6 / V2 |            |            |          |




KEMA 97ATEX1798 U

| Rated connection    | Additional connection |
|---------------------|-----------------------|
| 1.5...10 / 1.5...16 |                       |
| 1.5...16 / 1.5...10 |                       |
| 2.0...2.4 (M 4)     |                       |
| 12 / 5.5 x 1.0      |                       |

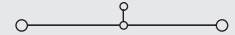
Tightening torque 2 Nm for 10 and 16 mm<sup>2</sup> stranded and AWG 6/7 wire.

## SAK 16/EN

16 mm<sup>2</sup>



12 x 50 x 53.5  
76 / 16  
2.5 ... 16



IEC 60947-7-1

EEx e II II 2 G D

| IEC     | UL         | CSA        | EN 50019 |
|---------|------------|------------|----------|
| 1000    | 600        | 600        | 750      |
| 76      | 80         | 87         | 66       |
| 16      | AWG 12...6 | AWG 16...6 | 16       |
| 8 / 3   |            |            |          |
| B6 / V2 |            |            |          |



KEMA 97ATEX1798 U

| Rated connection  | Additional connection |
|-------------------|-----------------------|
| 2.5...16 / 4...16 |                       |
| 4...16 / 4...16   |                       |
| 2.0...2.4 (M 4)   |                       |
| 15 / 5.5 x 1.0    |                       |

Installation of the QL side by side use a TW/AP.

| Type        | Qty. | Order No.  |
|-------------|------|------------|
| SAK 6/EN    | 100  | 0212860000 |
| SAK 6/EN BL | 100  | 0212880000 |

| Type         | Qty. | Order No.  |
|--------------|------|------------|
| SAK 10/EN    | 100  | 0337660000 |
| SAK 10/EN BL | 100  | 1784410000 |

| Type         | Qty. | Order No.  |
|--------------|------|------------|
| SAK 16/EN    | 50   | 0339760000 |
| SAK 16/EN BL | 50   | 1784390000 |

| Type       | Current [A] | Qty. | Order No.  |
|------------|-------------|------|------------|
| Q 2 SAK6N  | 57          | 50   | 0456700000 |
| Q 3 SAK6N  | 57          | 50   | 0456800000 |
| Q 4 SAK6N  | 57          | 50   | 0456900000 |
| Q 10 SAK6N | 57          | 20   | 0457000000 |

| Type       | Current [A] | Qty. | Order No.  |
|------------|-------------|------|------------|
| Q 2 SAK10  | 57          | 50   | 0457100000 |
| Q 3 SAK10  | 57          | 50   | 0457200000 |
| Q 4 SAK10  | 57          | 50   | 0457300000 |
| Q 10 SAK10 | 57          | 20   | 0457400000 |

| Type       | Current [A] | Qty. | Order No.  |
|------------|-------------|------|------------|
| Q 2 SAK16  | 76          | 50   | 0457500000 |
| Q 3 SAK16  | 76          | 50   | 0457600000 |
| Q 4 SAK16  | 76          | 50   | 0457700000 |
| Q 10 SAK16 | 76          | 20   | 0457800000 |

|                     |     |            |
|---------------------|-----|------------|
| VL 2 SAK6N/SAKT     | 50  | 0194700000 |
| VH 19/5/3.5 SAK4-16 | 50  | 0285100000 |
| BFSC M3X25          | 100 | 0292500000 |

|                     |     |            |
|---------------------|-----|------------|
| VL 2 SAK6N/SAKT     | 50  | 0194700000 |
| VH 19/5/3.5 SAK4-16 | 50  | 0285100000 |
| BFSC M3X25          | 100 | 0292500000 |

|                     |     |            |
|---------------------|-----|------------|
| VL 2 SAK16/SAKA     | 50  | 0135800000 |
| VH 19/5/3.5 SAK4-16 | 50  | 0285100000 |
| BFSC M3X25          | 100 | 0292500000 |

|                      |    |            |
|----------------------|----|------------|
| STB 14/D6/4/M3 SAK10 | 50 | 0169900000 |
| PS 4 F.STB 4         | 20 | 0299600000 |

|                      |    |            |
|----------------------|----|------------|
| STB 14/D6/4/M3 SAK10 | 50 | 0169900000 |
| PS 4 F.STB 4         | 20 | 0299600000 |

|                      |    |            |
|----------------------|----|------------|
| STB 14/D6/4/M3 SAK10 | 50 | 0169900000 |
| PS 4 F.STB 4         | 20 | 0299600000 |

| Width [mm]    |     |    |            |
|---------------|-----|----|------------|
| AP SAK4-10    | 1.5 | 20 | 0117960000 |
| AP SAK4-10 BL | 1.5 | 20 | 0117980000 |

| Width [mm]    |     |    |            |
|---------------|-----|----|------------|
| AP SAK4-10    | 1.5 | 20 | 0117960000 |
| AP SAK4-10 BL | 1.5 | 20 | 0117980000 |

| Width [mm]  |     |    |            |
|-------------|-----|----|------------|
| AP SAK16    | 1.5 | 20 | 0271160000 |
| AP SAK16 BL | 1.5 | 20 | 0271180000 |

| Width [mm]      |     |     |            |
|-----------------|-----|-----|------------|
| TW 4 SAK4-10    | 1.5 | 20  | 0130160000 |
| TW 4 SAK4-10 BL | 1.5 | 20  | 0130180000 |
| TSCH 1          | 2   | 100 | 0319160000 |

| Width [mm]      |     |     |            |
|-----------------|-----|-----|------------|
| TW 4 SAK4-10    | 1.5 | 20  | 0130160000 |
| TW 4 SAK4-10 BL | 1.5 | 20  | 0130180000 |
| TSCH 1          | 2   | 100 | 0319160000 |

| Width [mm] |   |     |            |
|------------|---|-----|------------|
| TSCH 1     | 2 | 100 | 0319160000 |

|                  |     |            |
|------------------|-----|------------|
| AD 4 SAK6N       | 50  | 0196600000 |
| BFSC M3X22 PA/RT | 100 | 0128900000 |

|                  |     |            |
|------------------|-----|------------|
| AD 4 SAK10       | 50  | 0178600000 |
| BFSC M3X22 PA/RT | 100 | 0128900000 |

|                  |     |            |
|------------------|-----|------------|
| AD 4 SAK16       | 50  | 0518200000 |
| BFSC M3X22 PA/RT | 100 | 0128900000 |

DEK 8

DEK 5

DEK 5

# Modular feed-through terminals

TS 35 + TS 32 / PA

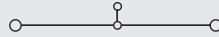
SAK 35/EN

35 mm<sup>2</sup>

When using ATEX certified components in hazardous area applications the installation instructions and the rated data for accessories in the technical appendix must be considered.

|   |                   |
|---|-------------------|
| <b>width x length x height, min. height</b> | mm                |
| Max. current / max. cond. cross-section     | A/mm <sup>2</sup> |
| Max. clamping range                         | mm <sup>2</sup>   |

|                       |
|-----------------------|
| <b>18 x 58 x 63.5</b> |
| <b>150 / 50</b>       |
| <b>2.5 ... 50</b>     |



## Technical data

|   |                 |
|---|-----------------|
| <b>Rated data</b>                                       |                 |
| Rated voltage   | V               |
| Rated current   | A               |
| Rated cross-section                                     | mm <sup>2</sup> |
| Rated impulse voltage / Pollution severity              | kV/-            |
| Plug gauge IEC 60-947-1 / flammability class acc. UL 94 |                 |
| Approvals   |                 |

IEC 60947-7-1 EEx e II II 2 G D

| IEC     | UL         | CSA        | EN 50019 |
|---------|------------|------------|----------|
| 800     | 600        | 600        | 550      |
| 125     | 105        | 145        | 109      |
| 35      | AWG 12...2 | AWG 12...2 | 35       |
| 8 / 3   |            |            |          |
| B8 / V2 |            |            |          |

KEMA 97ATEX1798 U

|  |                 |
|--|-----------------|
| <b>Clampable conductors (H05V/H07V)</b>  |                 |
| Solid / stranded                         | mm <sup>2</sup> |
| Flexible / flexible w. wire end ferrule  | mm <sup>2</sup> |
| Tightening torque range (clamping screw) | Nm              |
| Stripping length / blade size            | mm / -          |

|                         |  |
|-------------------------|--|
| <b>Rated connection</b> |  |
| 2.5...16 / 4...50       |  |
| 2.5...35 / 2.5...35     |  |
| 4.0...5.0 (M 6)         |  |
| 18 / 6.5 x 1.2          |  |

|  |                 |
|--|-----------------|
| <b>2 clampable conductors of equal cross-section</b> |                 |
| Solid / stranded                                     | mm <sup>2</sup> |
| Flexible / flexible w. wire end ferrule              | mm <sup>2</sup> |

|                     |  |
|---------------------|--|
| 2.5...16...16       |  |
| 2.5...16 / 2.5...16 |  |

## Information

Installation of the QL side by side use a TW/AP.

## Order data

|                |       |
|----------------|-------|
| <b>Version</b> |       |
|                | beige |
|                | blue  |

| Type         | Qty. | Order No.  |
|--------------|------|------------|
| SAK 35/EN    | 20   | 0339860000 |
| SAK 35/EN BL | 20   | 1784400000 |

## Information

## Accessories

|                                    |                   |
|------------------------------------|-------------------|
| <b>Cross-connection, screwable</b> |                   |
|                                    | 2-pole            |
|                                    | 3-pole            |
|                                    | 4-pole            |
|                                    | 10-pole           |
|                                    | Connecting sleeve |
|                                    | Fixing screw      |
|                                    | Fuse cartridges   |

| Type            | Current [A] | Qty. | Order No.  |
|-----------------|-------------|------|------------|
| QL 2 SAK35      | 99          | 20   | 0123600000 |
| QL 3 SAK35      | 99          | 20   | 0123700000 |
| QL 4 SAK35      | 99          | 20   | 0123800000 |
| QL 10 SAK35     | 99          | 20   | 0338600000 |
| VH 17/8/5 SAK35 |             | 50   | 0267000000 |
| BFSC M4X30      |             | 50   | 0267100000 |
| SS M4 D 128-A 4 |             | 100  | 0136400000 |

|                                |                         |
|--------------------------------|-------------------------|
| <b>Cross-connection saddle</b> |                         |
|                                | Cross-connection saddle |
|                                | Connecting sleeve       |
|                                | Fixing screw            |

|                           |           |
|---------------------------|-----------|
| <b>Socket / Test plug</b> |           |
|                           | Socket    |
|                           | Test plug |

|                      |    |            |
|----------------------|----|------------|
| STB 16/D7/4/M4 SAK35 | 50 | 0140200000 |
| PS 4 F.STB 4         | 20 | 0299600000 |

|                  |       |
|------------------|-------|
| <b>End plate</b> |       |
|                  | beige |
|                  | blue  |

| Width [mm]           |     |    |            |
|----------------------|-----|----|------------|
| AP SAK35/TW SAK16    | 1.5 | 10 | 0303680000 |
| AP SAK35/TW SAK16 BL | 1.5 | 10 | 0303680000 |

|                                   |                |
|-----------------------------------|----------------|
| <b>Partition / Partition disc</b> |                |
|                                   | beige          |
|                                   | blue           |
|                                   | Partition disc |

| Width [mm] |     |    |            |
|------------|-----|----|------------|
| TW SAK35   | 1.5 | 20 | 0304360000 |

|                                       |                        |
|---------------------------------------|------------------------|
| <b>Cover / fixing screw (plastic)</b> |                        |
|                                       | Cover                  |
|                                       | Fixing screw (plastic) |

|                  |     |            |
|------------------|-----|------------|
| AD 4 SAK35       | 50  | 0178700000 |
| BFSC M4X32 PA/RT | 100 | 0129100000 |

## Marking systems

DEK 5

Detailed information on all versions in chapter accessories.



# Fuse terminals

## TS 35 + TS 32 / PA

When using ATEX certified components in hazardous area applications the installation instructions and the rated data for accessories in the technical appendix must be considered.

|  |                   |
|--|-------------------|
| <b>Width/Length/Height with TS35x7.5</b> | mm                |
| Max. current / max. cond. cross-section  | A/mm <sup>2</sup> |
| Max. clamping range                      | mm <sup>2</sup>   |

### Technical data

| Rated data  |                 |
|---|-----------------|
| Rated voltage for adjacent terminal                     | V               |
| Rated current   | A               |
| Rated cross-section                                     | mm <sup>2</sup> |
| Rated impulse voltage / Pollution severity              | kV/-            |
| Plug gauge IEC 60-947-1 / flammability class acc. UL 94 |                 |
| Approvals   |                 |

| Clampable conductors (H05V/H07V)         |                 |
|--|-----------------|
| Solid / stranded                         | mm <sup>2</sup> |
| Flexible / flexible w. wire end ferrule  | mm <sup>2</sup> |
| Tightening torque range (clamping screw) | Nm              |
| Stripping length / blade size            | mm / -          |

| 2 clampable conductors of equal cross-section |                 |
|---|-----------------|
| Solid / stranded                              | mm <sup>2</sup> |
| Flexible / flexible w. wire end ferrule       | mm <sup>2</sup> |


### Information

### Order data

| Version               |            |
|-----------------------|------------|
|                       | 500V ac/dc |
|                       | 400V ac/dc |
|                       | 250V ac/dc |
| <b>with neon lamp</b> | 230V ac/dc |
| <b>with LED</b>       | 230V ac    |
| <b>with LED</b>       | 230V dc    |
| <b>with neon lamp</b> | 115V ac/dc |
| <b>with LED</b>       | 115V ac    |
| <b>with LED</b>       | 115V dc    |
| <b>with LED</b>       | 60V ac     |
| <b>with LED</b>       | 60V dc     |
| <b>mit lamp</b>       | 48V ac/dc  |
| <b>with LED</b>       | 48V ac     |
| <b>with LED</b>       | 48V dc     |
| <b>with LED</b>       | 24V ac     |
| <b>with LED + -</b>   | 24V dc     |
| <b>mit lamp</b>       | 24V ac/dc  |
|                       | 500V ac/dc |

### Information

### Accessories

| Cross-connection  |         |
|---|---------|
|  | 2-pole  |
|   | 3-pole  |
|   | 4-pole  |
|   | 10-pole |

|                              |                        |
|------------------------------|------------------------|
| <b>End plate / partition</b> | (behind last terminal) |
|------------------------------|------------------------|


### Marking systems


For detailed information on other accessories and applications see "Accessories"

## ASK 1

4 mm<sup>2</sup>

With or without LED



|                   |  |
|-------------------|--|
| x 58 x 34         |  |
| <b>6.3 / 4</b>    |  |
| <b>0.13 ... 4</b> |  |

| IEC | UL           | CSA          | EN 50019 |
|-----|--------------|--------------|----------|
| 500 |              |              |          |
| 6.3 | 10           | 6.3          |          |
| 4   | AWG 22... 12 | AWG 26... 12 |          |
|     |              | 6 / 3        |          |
|     |              | A3 / V2      |          |



| Rated connection  | Additional connection |
|-------------------|-----------------------|
| 0.5...4           |                       |
| 0.5...4 / 0.5...4 |                       |
| 0.5...1.0 (M 3)   |                       |
| 9 / 3.5 x 0.6     |                       |

The rated cross-section is reduced to max. 2.5 mm<sup>2</sup> when using cross-connection bridges.

| Type                    | Qty. | Order No.  |
|-------------------------|------|------------|
| ASK 1/EN                | 100  | 0474560000 |
| ASK 1/EN LD 1D 230VAC   | 25   | 0225760000 |
| ASK 1/EN LD 120K 230VDC | 25   | 0225660000 |
| ASK 1/EN LD 1D 115VAC   | 25   | 0225560000 |
| ASK 1/EN LD 56K 115VDC  | 25   | 0225460000 |
| ASK 1/EN LD 33K 60VDC   | 25   | 0226460000 |
| ASK 1/EN LD 1D 48VAC    | 25   | 0225360000 |
| ASK 1/EN LD 27K 48VDC   | 25   | 0225260000 |
| ASK 1/EN LD 1D 24VAC    | 25   | 0222860000 |
| ASK 1/EN LD 15K 24VDC   | 25   | 0222760000 |

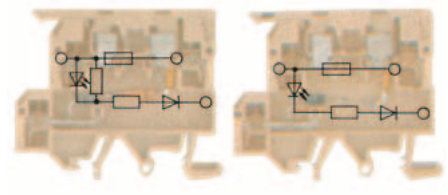
| Type           | Current [A] | Qty. | Order No.  |
|----------------|-------------|------|------------|
| QB 2 WI RA8 IS |             | 50   | 0461100000 |
| QB 3 WI RA8 IS |             | 50   | 0461200000 |
| QB 4 WI RA8 IS |             | 50   | 0461300000 |



| Width [mm] |    |
|------------|----|
| AP ASK1    | 20 |

DEK 8

## KDKS 1 LED

4 mm<sup>2</sup>



|                  |   |
|------------------|---|
| 8 x 62.75 x 55.5 |  |
| <b>6.3 / 4</b>   |  |
| <b>0.5 ... 4</b> |   |

| IEC | UL | CSA     | EN 50019 |
|-----|----|---------|----------|
| 6.3 |    |         |          |
| 4   |    |         |          |
|     |    | / 3     |          |
|     |    | A3 / V2 |          |

| Rated connection  |
|-------------------|
| 0.5...4           |
| 0.5...4 / 0.5...4 |
| 0.6...0.8 (M 3)   |
| 9 / 3.5 x 0.6     |

| Type               | Qty. | Order No.  |
|--------------------|------|------------|
| KDKS1/EN LD 230VAC | 25   | 8148910000 |
| KDKS1/EN LD 115VAC | 25   | 8142840000 |
| KDKS1/EN LD 48 VAC | 25   | 8148920000 |
| KDKS1/EN LD 24 VAC | 25   | 8148930000 |
| KDKS1/EN LD 24VDC  | 25   | 8146450000 |

| Type           | Current [A] | Qty. | Order No.  |
|----------------|-------------|------|------------|
| QB 2 WI RA8 IS |             | 50   | 0461100000 |
| QB 3 WI RA8 IS |             | 50   | 0461200000 |
| QB 4 WI RA8 IS |             | 50   | 0461300000 |

| Width [mm]  |    |
|-------------|----|
| AP KDKS1 EN | 20 |





|  |     |        |
|--|-----|--------|
| <b>Modular terminals for high-temperature applications</b> |     |        |
| TS 32 / Ceramic  | D.2 | - D.3  |
| <b>Nuclear power terminal blocks</b>                       |     |        |
| Overview   | D.4 | - D.5  |
| TS 32 / EP   | D.6 | - D.10 |


# Modular terminals for high-temperature applications

## TS 32 / Ceramic

## SAKK 4 Sn

4 mm<sup>2</sup>


Tin Plated for high continuous temperatures - max. 250 °C



## SAKK 4 Ni

4 mm<sup>2</sup>

Nickel Plated for fire rated application - max. 750°C for 3 hours



When using ATEX certified components in hazardous area applications the installation instructions and the rated data for accessories in the technical appendix must be considered.

|   |                   |
|---|-------------------|
| <b>Width/Length/Height with TS32</b>    | mm                |
| Max. current / max. cond. cross-section | A/mm <sup>2</sup> |
| Max. clamping range                     | mm <sup>2</sup>   |

|                    |  |
|--------------------|--|
| <b>8 x 40 x 53</b> |  |
| <b>41 / 6</b>      |  |
| <b>0.33 ... 6</b>  |  |

|                    |  |
|--------------------|--|
| <b>8 x 40 x 53</b> |  |
| <b>41 / 6</b>      |  |
| <b>0.33 ... 6</b>  |  |

### Technical data

| Rated data  |                 |
|---|-----------------|
| Rated voltage   | V               |
| Rated current   | A               |
| Rated cross-section                                     | mm <sup>2</sup> |
| Rated impulse voltage / Pollution severity              | kV/-            |
| Plug gauge IEC 60-947-1 / flammability class acc. UL 94 |                 |
| Approvals   |                 |

| IEC 60947-7-1 |    |     |          | EEx e II  II 2 G D |    |     |          |
|---------------|----|-----|----------|--------------------|----|-----|----------|
| IEC           | UL | CSA | EN 50019 | IEC                | UL | CSA | EN 50019 |
| 800           |    |     | 275      | 800                |    |     | 275      |
| 32            |    |     | 28       | 32                 |    |     | 28       |
| 4             |    |     | 4        | 4                  |    |     | 4        |
|               |    |     |          | 8 / 3              |    |     |          |
|               |    |     |          | A4 / 5VB           |    |     |          |
|               |    |     |          | SIRA 03ATEX3425 U  |    |     |          |

| IEC 60947-7-1 |    |     |          | EEx e II  II 2 G D |    |     |          |
|---------------|----|-----|----------|--------------------|----|-----|----------|
| IEC           | UL | CSA | EN 50019 | IEC                | UL | CSA | EN 50019 |
| 800           |    |     | 275      | 800                |    |     | 275      |
| 32            |    |     | 28       | 32                 |    |     | 28       |
| 4             |    |     | 4        | 4                  |    |     | 4        |
|               |    |     |          | 8 / 3              |    |     |          |
|               |    |     |          | A4                 |    |     |          |
|               |    |     |          | SIRA 03ATEX3425 U  |    |     |          |

| Clampable conductors (H05V/H07V)         |                 |
|--|-----------------|
| Solid / stranded                         | mm <sup>2</sup> |
| Flexible / flexible w. wire end ferrule  | mm <sup>2</sup> |
| Tightening torque range (clamping screw) | Nm              |
| Stripping length / blade size            | mm / -          |

| Rated connection  | Additional connection |
|-------------------|-----------------------|
| 0.5...6           |                       |
| 0.5...4 / 0.5...4 |                       |
| 0.5...1.0 (M 3)   |                       |
| 10 / 3.5 x 0.6    |                       |

| Rated connection  | Additional connection |
|-------------------|-----------------------|
| 0.5...6           |                       |
| 0.5...4 / 0.5...4 |                       |
| 0.5...1.0 (M 3)   |                       |
| 10 / 3.5 x 0.6    |                       |

| 2 clampable conductors of equal cross-section |                 |
|---|-----------------|
| Solid / stranded                              | mm <sup>2</sup> |
| Flexible / flexible w. wire end ferrule       | mm <sup>2</sup> |

|                       |  |
|-----------------------|--|
| 0.5...1.5             |  |
| 0.5...1.5 / 0.5...1.5 |  |

| Information   |
|---|
| Don't use a mechanic or automatic screw driver to fix the wire. |

| Information   |
|---|
| Don't use a mechanic or automatic screw driver to fix the wire. |

### Order data

| Version |
|---------|
| white   |


| Type          | Qty. | Order No.  |
|---------------|------|------------|
| SAKK 4 KER/WS | 50   | 1598080000 |

| Type   | Qty. | Order No.  |
|--------|------|------------|
| SAKK 4 | 50   | 9502600000 |

| Information |
|-------------|
|             |

| Information |
|-------------|
|             |

### Accessories

| Cross-connection, screwable   |                   |
|---|-------------------|
|  | 2-pole            |
|   | 3-pole            |
|   | 4-pole            |
|   | 10-pole           |
|   | Connecting sleeve |
|   | Fixing screw      |
|   | Fuse cartridges   |

| Type                | Current [A] | Qty. | Order No.  |
|---------------------|-------------|------|------------|
| QL 2 SAKK 4 TIN     |             | 100  | 9509420000 |
| QL 3 SAKK 4 TIN     |             | 100  | 9509430000 |
| QL 4 SAKK 4 TIN     |             | 50   | 9509440000 |
| QL 10 SAKK 4 TIN    |             | 20   | 9509450000 |
| VH 13.5 SAKK4       |             | 100  | 9509460000 |
| BS(M3X20) SAKK 4&10 |             | 100  | 9503280000 |

| Type                | Current [A] | Qty. | Order No.  |
|---------------------|-------------|------|------------|
| QL 2 SAKK 4         |             | n.a. | 9502540000 |
| QL 3 SAKK 4         |             | n.a. | 9502550000 |
| QL 4 SAKK 4         |             | n.a. | 9502560000 |
| QL 10 SAKK 4        |             | n.a. | 9502570000 |
| VH 13.5 SAKK 4      |             | 100  | 9502580000 |
| BS(M3X20) SAKK 4&10 |             | 100  | 9503280000 |

| Cross-connection saddle |                         |
|-------------------------|-------------------------|
|                         | Cross-connection saddle |
|                         | Connecting sleeve       |
|                         | Fixing screw            |

|                     |     |            |
|---------------------|-----|------------|
| VH 13.5 SAKK4       | 100 | 9509460000 |
| BS(M3X20) SAKK 4&10 | 100 | 9503280000 |

|                     |     |            |
|---------------------|-----|------------|
| VH 13.5 SAKK 4      | 100 | 9502580000 |
| BS(M3X20) SAKK 4&10 | 100 | 9503280000 |

| Socket / Test plug |           |
|--------------------|-----------|
|                    | Socket    |
|                    | Test plug |

|  |  |  |
|--|--|--|
|  |  |  |
|  |  |  |

|  |  |  |
|--|--|--|
|  |  |  |
|  |  |  |

| End plate |       |
|-----------|-------|
|           | white |
|           | blue  |

| Width [mm]         |    |            |  |
|--------------------|----|------------|--|
| AP SAKK4/10 KER/WS | 10 | 9502630000 |  |

| Width [mm]         |    |            |  |
|--------------------|----|------------|--|
| AP SAKK4/10 KER/WS | 10 | 9502630000 |  |

| Partition / Partition disc |                |
|----------------------------|----------------|
|                            | white          |
|                            | blue           |
|                            | Partition disc |

| Width [mm] |  |  |  |
|------------|--|--|--|
|            |  |  |  |
|            |  |  |  |

| Width [mm] |  |  |  |
|------------|--|--|--|
|            |  |  |  |
|            |  |  |  |

| Cover / fixing screw (plastic) |                        |
|--------------------------------|------------------------|
|                                | Cover                  |
|                                | Fixing screw (plastic) |

|  |  |  |
|--|--|--|
|  |  |  |
|  |  |  |

|  |  |  |
|--|--|--|
|  |  |  |
|  |  |  |

| Marking systems |         |
|-----------------|---------|
|                 | DEK 6,5 |

|  |         |
|--|---------|
|  | DEK 6,5 |
|--|---------|

|  |         |
|--|---------|
|  | DEK 6,5 |
|--|---------|

Detailed information on all versions in chapter accessories.

Twin ferrule ZH 0.5 ... ZH 2.5 usable. End barrier MEW 1/32 order no. 0445600000; Locking pin SST3 order no. 0152700000


End Barrier MEW 1/32 order no. 0445600000; Locking pin SST3 order no. 0152700000

# Modular terminals for high-temperature applications

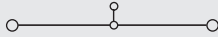
## SAKK 10 Sn

10 mm<sup>2</sup>

Tin Plated for high continuous temperatures - max. 250 °C



11.5 x 40 x 53  
76 / 16  
1.5 ... 16



IEC 60947-7-1

EEx e II II 2 G D

| IEC      | UL | CSA | EN 50019 |
|----------|----|-----|----------|
| 800      |    |     | 275      |
| 57       |    |     | 50       |
| 10       |    |     | 10       |
| 8 / 3    |    |     |          |
| B6 / 5VB |    |     |          |

SIRA 03ATEX3425 U

| Rated connection    | Additional connection |
|---------------------|-----------------------|
| 1.5...16 / 1.5...16 |                       |
| 1.5...16 / 1.5...10 |                       |
| 2.0...2.4 (M 4)     |                       |
| 12 / 5.5 x 1.0      |                       |


Don't use a mechanic or automatic screw driver to fix the wire.

| Type           | Qty. | Order No.  |
|----------------|------|------------|
| SAKK 10 KER/WS | 50   | 1598090000 |

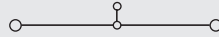
## SAKK 10 Ni

10 mm<sup>2</sup>

Nickel Plated for fire rated application - max. 750°C for 3 hours



11.5 x 40 x 53  
76 / 16  
1.5 ... 16



IEC 60947-7-1

EEx e II II 2 G D

| IEC   | UL | CSA | EN 50019 |
|-------|----|-----|----------|
| 800   |    |     | 275      |
| 57    |    |     | 50       |
| 10    |    |     | 10       |
| 8 / 3 |    |     |          |
| B6    |    |     |          |

SIRA 03ATEX3425 U

| Rated connection    | Additional connection |
|---------------------|-----------------------|
| 1.5...16 / 1.5...16 |                       |
| 1.5...16 / 1.5...10 |                       |
| 2.0...2.4 (M 4)     |                       |
| 12 / 5.5 x 1.0      |                       |

Don't use a mechanic or automatic screw driver to fix the wire.

| Type    | Qty. | Order No.  |
|---------|------|------------|
| SAKK 10 | 50   | 9502610000 |

| Type                | Current [A] | Qty. | Order No.  |
|---------------------|-------------|------|------------|
| QL 2 SAKK 10 TIN    | 100         | 100  | 9509470000 |
| QL 3 SAKK 10 TIN    | 50          | 50   | 9509480000 |
| QL 4 SAKK 10 TIN    | 50          | 50   | 9509490000 |
| QL 10 SAKK 10 TIN   | 20          | 20   | 9509500000 |
| VH 12.5 SAKK10      | 50          | 50   | 9509510000 |
| BS(M3X20) SAKK 4&10 | 100         | 100  | 9503280000 |

|                     |     |     |            |
|---------------------|-----|-----|------------|
| VH 12.5 SAKK10      | 50  | 50  | 9509510000 |
| BS(M3X20) SAKK 4&10 | 100 | 100 | 9503280000 |

| Width [mm]         | Qty. | Order No.  |
|--------------------|------|------------|
| AP SAKK4/10 KER/WS | 10   | 9502630000 |

Width [mm]

DEK 5

End barrier MEW 1/32 order no. 0445600000; Locking pin SST3 order no. 0152700000

| Type                | Current [A] | Qty. | Order No.  |
|---------------------|-------------|------|------------|
| QL 2 SAKK 10        | 100         | 100  | 9502650000 |
| QL 3 SAKK 10        | 50          | 50   | 9502660000 |
| QL 4 SAKK 10        | 50          | 50   | 9502670000 |
| QL 10 SAKK 10       | 20          | 20   | 9502680000 |
| VH 12.5 SAKK 10     | 50          | 50   | 9502690000 |
| BS(M3X20) SAKK 4&10 | 100         | 100  | 9503280000 |

|                     |     |     |            |
|---------------------|-----|-----|------------|
| VH 12.5 SAKK 10     | 50  | 50  | 9502690000 |
| BS(M3X20) SAKK 4&10 | 100 | 100 | 9503280000 |

| Width [mm]         | Qty. | Order No.  |
|--------------------|------|------------|
| AP SAKK4/10 KER/WS | 10   | 9502630000 |

Width [mm]

DEK 5

End barrier MEW 1/32 order no. 0445600000; Locking pin SST3 order no. 0152700000

# Nuclear power terminal blocks

## Terminal Blocks for the Containment Areas of Nuclear Power Generating Stations

**NEQ**  
Nuclear Environmental Qualification  
**Test Report**

REPORT NO. 42542-1 REVISION R  
 WYLE JOB NO. 42542  
 CUSTOMER 92.8048/999/QW  
 P. O. NO. \_\_\_\_\_  
 PAGE 1 OF 1317 PAGE REPORT A  
 DATE August 26, 1993  
 SPECIFICATION(S) See references  
in Paragraph 5.0

---

1.0 CUSTOMER Weidmüller  
 ADDRESS Kilgenbergstraße 16, Postfach 2030, 5940 Detmold, Germany

2.0 TEST SPECIMEN Terminal Blocks


3.0 MANUFACTURER Weidmüller

4.0 SUMMARY

A Nuclear Environmental Qualification Test Program was performed on 67 test groups of various Weidmüller terminal blocks in accordance with Wyle Laboratories Nuclear Environmental Qualification Plan, 42541-00, Revision A. The test program was performed October 2, 1992 through June 25, 1993.

(1ka)

|   |   |
|---|---|
| <p>STATE OF ALABAMA<br/>COUNTY OF MADISON</p> <p>Joseph T. Hazelton, P.E.<br/>Alabama Professional Engineer Reg. No. 16511</p> <p>Subscribed and sworn to before me this 7th day of August, 1993.</p> <p>Notary Public in and for the State of Alabama at large.<br/>My Commission expires <u>September 7, 1993</u></p> | <p>I, the undersigned, do hereby certify that the foregoing is a true and correct copy of the original as submitted to me for certification.</p> <p>PREPARED BY <u>D. E. Smith 8/25/93</u><br/>             D. E. Smith, Project Engineer</p> <p>APPROVED BY <u>D. E. Smith 8/25/93</u><br/>             D. E. Smith, Dept. Manager</p> <p>WYLE Q. A. <u>8/27/93</u><br/>             Wyle Laboratories, Inc., Huntsville, AL, U.S.A.</p> <p><b>WYLE</b><br/>LABORATORIES SCIENTIFIC SERVICES &amp; SYSTEMS GROUP<br/>HUNTSVILLE, ALABAMA</p> |
|---|---|





# Nuclear power terminal blocks

High standards are set for products used in containment areas of nuclear power generating stations. Years of radioactive radiation must not lead to failure. Signals must be transmitted faultlessly in the case of accidents, for example, steam escaping after a coolant pipe burst.

In particular, steam enveloping the terminal blocks could lead to problems. Unsuitable terminal blocks cause leakage currents, which lead to signal distortions. That is why only products which have been approved in accordance with IEEE Class 1 E are allowed to be installed in containment areas.

The special feature of the tests carried out using Weidmüller's terminal blocks is that not only was the insulation resistance measured following an accident simulation, but that the leakage current was recorded during the LOCA test (Loss of Coolant Accident).

Weidmüller also offers for these applications a choice of products made from the special epoxy resin material EP with inorganic filler, which meets the demands for high standards.

The comprehensive test results produced by the Wyle Laboratories enable the regulatory body to judge Weidmüller's products for containment areas Class 1 E (accident simulation test profile 4) and for general use (accident simulation test profile 1) in nuclear generating stations.

- Basis:** **IEEE 323 – 1983**  
 "Qualifying class 1 E Equipment for Nuclear Power Generating Stations"  
**IEE 344 – 1987**  
 "Recommended Practices for Seismic Qualification of Class 1 E Equipment for Nuclear Power Generating Stations"

**Agency:** Wyle Laboratories, Huntsville, Alabama, USA

**Period:** 1992 – 1993

The basis for the qualification statement are the standards laid down in the IEEE that comprise the following product cycles:

- 1. Functional Test/Initial Values**
  - Insulation resistance
  - Volume resistances
- 2. Radioactive Aging**
  - Total dose: 220 Mrad
  - Dose rate: 1 Mrad/h
  - Volume resistance after contamination
- 3. Thermal aging equivalent to 40 years of operation at ambient temperature**
  - 32 °C = 90 °F outside of containment area
  - 65 °C = 150 °F within the containment area
  - Accelerated aging
  - Insulation resistance after contamination
- 4. Earthquake Simulation**
  - 5 OBE, 1 SSE test in 3 axes
  - Monitoring of the electrical functions
- 5. Accident Simulation**
  - Inside and outside of the containment area
  - Monitoring of leakage currents for different applications during the accident simulation
  - Insulation resistance after contamination

## 6. Functional Test/Final Values

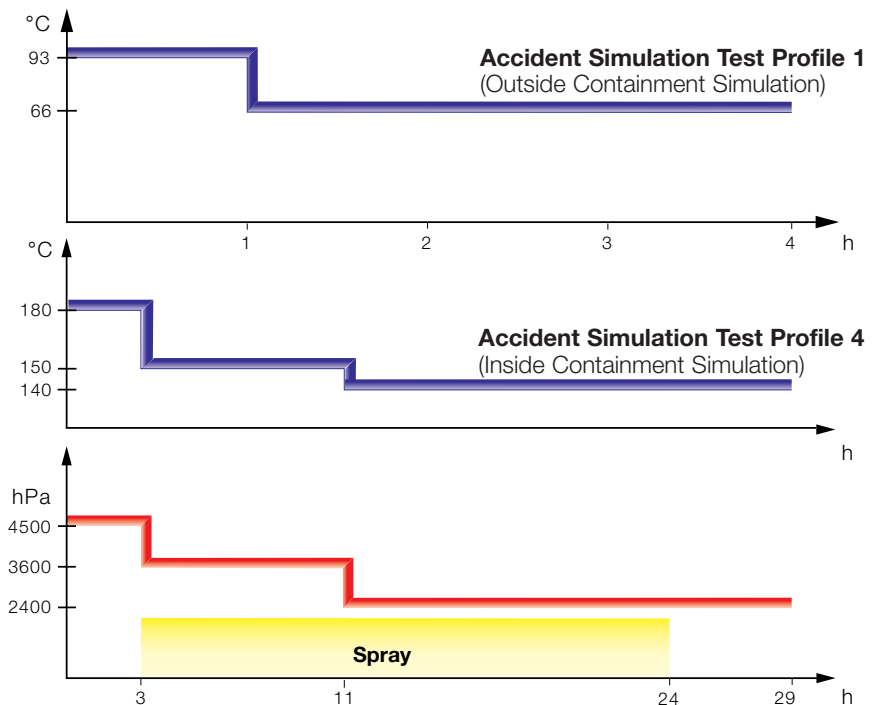
- Volume resistance
  - Optical inspection
- As well as the special terminal blocks for the containment areas, which correspond to the standards according to Class 1 E, Weidmüller has subjected a range of standard terminal blocks to intensive tests in accordance with test profile 1. They all fully meet the demands set for terminal blocks for outside of restricted areas.

### Accident Simulation Test Profile 1 Typical PWR Outside Containment Simulation

During the 4-hour test, saturated steam is fed to the temperature control. This simulation is carried out at atmospheric pressure.

### Accident Simulation Test Profile 4 Typical PWR Inside Containment Simulation

During the 29-hour test, saturated steam is fed to the temperature control. In the period from the 3rd to 24th hour, the test circuit that is coated with a chemical spray is alternatively coated with a demineralizing spray. This simulation is carried out at an increased pressure of a maximum of 4500 hPa (4.5 bar).



D

# Modular terminals for nuclear power stations

TS 32 / EP

SAKH 4

4 mm<sup>2</sup>

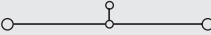
SAKH 6


10 mm<sup>2</sup>

TS 32 / EP

When using ATEX certified components in hazardous area applications the installation instructions and the rated data for accessories in the technical appendix must be considered.


|   |                   |
|---|-------------------|
| <b>Width/Length/Height with TS32</b>    | mm                |
| Max. current / max. cond. cross-section | A/mm <sup>2</sup> |
| Max. clamping range                     | mm <sup>2</sup>   |

|                        |  |
|------------------------|--|
| <b>6.5 x 40 x 51.5</b> |  |
| <b>41 / 6</b>          |  |
| <b>0.13 ... 6</b>      |  |

|                       |   |
|-----------------------|---|
| <b>14 x 57 x 76.5</b> |  |
| <b>76 / 16</b>        |   |
| <b>0.5 ... 16</b>     |   |

## Technical data

| Rated data  |                 |
|---|-----------------|
| Rated voltage   | V               |
| Rated current   | A               |
| Rated cross-section                                     | mm <sup>2</sup> |
| Rated impulse voltage / Pollution severity              | kV/-            |
| Plug gauge IEC 60-947-1 / flammability class acc. UL 94 |                 |
| Approvals   |                 |

| IEC 60947-7-1 |             |             |          | EEx e II  II 2 G D |  |
|---------------|-------------|-------------|----------|---|--|
| IEC           | UL          | CSA         | EN 50019 |   |  |
| 800           | 600         | 600         | 550      |   |  |
| 32            | 20          | 36          | 28       |   |  |
| 4             | AWG 22...12 | AWG 26...10 | 4        |   |  |
|               |             |             | 8 / 3    |   |  |
|               |             |             | A4 / V-0 |   |  |

| IEC 60947-7-1 |    |     |          |
|---------------|----|-----|----------|
| IEC           | UL | CSA | EN 50019 |
| 1000          |    |     |          |
| 57            |    |     |          |
| 10            |    |     |          |
|               |    |     | 8 / 3    |
|               |    |     | B6 / V-0 |

| Clampable conductors (H05V/H07V)         |                 |
|--|-----------------|
| Solid / stranded                         | mm <sup>2</sup> |
| Flexible / flexible w. wire end ferrule  | mm <sup>2</sup> |
| Tightening torque range (clamping screw) | Nm              |
| Stripping length / blade size            | mm / -          |

| Rated connection  | Additional connection |
|-------------------|-----------------------|
| 0.5...6 / 0.5...4 |                       |
| 0.5...4 / 0.5...4 |                       |
| 0.5...1.0 (M 3)   |                       |
| 12 / 3.5 x 0.6    |                       |

| Rated connection    | Additional connection |
|---------------------|-----------------------|
| 0.5...16 / 10...16  |                       |
| 0.5...10 / 0.5...10 |                       |
| 1.2...2.4 (M 4)     |                       |
| 12 / 1.0 x 5.5      |                       |

| 2 clampable conductors of equal cross-section |                 |
|---|-----------------|
| Solid / stranded                              | mm <sup>2</sup> |
| Flexible / flexible w. wire end ferrule       | mm <sup>2</sup> |

|                   |  |
|-------------------|--|
| 0.5...4           |  |
| 0.5...4 / 0.5...4 |  |

| Information  |
|--|
| The rated voltage is 630/690 V when using wire end ferrules without end cover or partition plates. |

## Order data


| Version |  |
|---------|--|
| black   |  |

| Type            | Qty. | Order No.  |
|-----------------|------|------------|
| SAK 4 EP/SW     | 100  | 0128300000 |
| SAK 4 CUN/EP/SW | 100  | 0168800000 |

| Type         | Qty. | Order No.  |
|--------------|------|------------|
| SAKH 6 EP/SW | 50   | 0126600000 |

| Information |
|-------------|
|             |

## Accessories

| Cross-connection, screwable   |                   |
|---|-------------------|
|  | 2-pole            |
|   | 3-pole            |
|   | 4-pole            |
|   | 10-pole           |
|   | Connecting sleeve |
|   | Fixing screw      |
|   | Fuse cartridges   |

| Type      | Current [A] | Qty. | Order No.  |
|-----------|-------------|------|------------|
| Q 2 SAK4  | 41          | 50   | 0336700000 |
| Q 3 SAK4  | 41          | 50   | 0336800000 |
| Q 4 SAK4  | 41          | 50   | 0336900000 |
| Q 10 SAK4 | 41          | 20   | 0368800000 |

| Type | Current [A] | Qty. | Order No. |
|------|-------------|------|-----------|
|      |             |      |           |
|      |             |      |           |
|      |             |      |           |
|      |             |      |           |

| Cross-connection saddle |                         |
|-------------------------|-------------------------|
|                         | Cross-connection saddle |
|                         | Connecting sleeve       |
|                         | Fixing screw            |

| Socket / Test plug |           |
|--------------------|-----------|
|                    | Socket    |
|                    | Test plug |

| Type                    | Qty. | Order No.  |
|-------------------------|------|------------|
| STB 14/D5/2.3/M3 SAK2.5 | 50   | 0168600000 |
| PS 4 F.STB 4            | 20   | 0299600000 |

| Type | Qty. | Order No. |
|------|------|-----------|
|      |      |           |
|      |      |           |

| End plate |       |
|-----------|-------|
|           | black |
|           | blue  |

| Width [mm] |  |
|------------|--|
|            |  |
|            |  |

| Type              | Width [mm] | Qty. | Order No.  |
|-------------------|------------|------|------------|
| AP SAKH6-10 EP/SW | 4          | 20   | 0131700000 |

| Partition / Partition disc |                |
|----------------------------|----------------|
|                            | black          |
|                            | blue           |
|                            | Partition disc |

| Type             | Width [mm] | Qty. | Order No.  |
|------------------|------------|------|------------|
| TW SAK4-10 EP/SW | 2,5        | 20   | 0130100000 |

| Type             | Width [mm] | Qty. | Order No.  |
|------------------|------------|------|------------|
| TW SAK4-10 EP/SW | 2,5        | 20   | 0130100000 |

| Cover / fixing screw (plastic) |                        |
|--------------------------------|------------------------|
|                                | Cover                  |
|                                | Fixing screw (plastic) |

| Marking systems |       |
|-----------------|-------|
|                 | DEK 5 |

|       |  |
|-------|--|
| DEK 5 |  |
|-------|--|

|       |  |
|-------|--|
| DEK 5 |  |
|-------|--|

Detailed information on all versions in chapter accessories.











| <b>Mini Modular Terminals</b>           |      |        |
|---|------|--------|
| Mini Modular Terminals                  |      |        |
| TS 15 / PA                              | E.2  | - E.3  |
| Modular PE terminals                    |      |        |
| TS 15 / PA                              | E.4  | - E.6  |
| Fuse terminals                          |      |        |
| TS 15 / PA                              | E.7  |        |
| With push-on connection                 |      |        |
| TS 15 / PA                              | E.8  | - E.9  |
| With solder connection                  |      |        |
| TS 15 / PA                              | E.10 | - E.13 |
| With Termi-Point / Wire-Wrap connection |      |        |
| TS 15 / PA                              | E.14 | - E.15 |

# Mini Modular Terminals

## Modular feed-through terminal Modular disconnect test terminal

### TS 15/PA

Please observe the installation instructions and the rated data for accessories in the "Technical appendix" section when using these terminals in EEx e applications.

|  |                   |
|--|-------------------|
| <b>width x length x height on TS15x5.5</b> | mm                |
| max. current / max. conductor              | A/mm <sup>2</sup> |
| max. clamping range                        | mm <sup>2</sup>   |

### Technical specification

| Rated data                                      |                 |
|---|-----------------|
| Rated voltage (to adjacent terminal for PE)     | V               |
| Rated current                                   | A               |
| Rated cross-section                             | mm <sup>2</sup> |
| Rated surge voltage / Pollution severity        | kV/-            |
| IEC 60-947-1 gauge / UL 94 combustibility class |                 |
| Approvals                                       |                 |

| Clamped conductors (H05V/H07V)                |                 |
|---|-----------------|
| solid / multistrand                           | mm <sup>2</sup> |
| fine strand / fine strand w. wire end ferrule | mm <sup>2</sup> |
| Tightening torque, clamping screw             | Nm              |
| Stripping length / Blade size                 | mm / -          |

| 2 clamped conductors, equal cross-section H05V/H07V |                 |
|---|-----------------|
| solid / multistrand                                 | mm <sup>2</sup> |
| fine strand / fine strand w. wire end ferrule       | mm <sup>2</sup> |


| Note |
|------|
|      |

### Ordering data

| Model                    |  |
|--------------------------|--|
| dark beige, Wemid (PA)   |  |
| blue, Wemid (PA)         |  |
| green/yellow, Wemid (PA) |  |

| Note |
|------|
|      |

### Accessories

| Screwed cross-connection  |         |
|---|---------|
|  | Q3      |
|   | 2-pole  |
|   | 3-pole  |
|   | 4-pole  |
|   | 10-pole |

| End cover plate/Partition plate |                                  |
|---------------------------------|----------------------------------|
| End cover plate                 | dark beige, Wemid<br>blue, Wemid |
| Partition plate                 | dark beige, Wemid<br>blue, Wemid |

| End bracket |            |
|-------------|------------|
|             | dark beige |

| Testing / Checking |                         |
|--------------------|-------------------------|
| Socket             | STB 8.5/D4/2.3/M2.5 AKZ |
| Test plug          | PS 2.3 RT               |


| Labelling systems (see selection in chapter M) |                |
|--|----------------|
|  | Labelling tags |

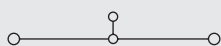
Detailed information on other accessories and their use can be found in the "Accessories" section.

## AKZ 1.5

1.5 mm<sup>2</sup>


### Modular feed-through terminal (V2)



|                        |  |
|------------------------|--|
| <b>5.1 x 24.8 x 25</b> |  |
| <b>24 / 2.5</b>        |  |
| <b>0.21 ... 2.5</b>    |  |

IEC 60947-7-1 EEx e II  II 2 G D

| IEC     | UL           | CSA         | EN 50019 |
|---------|--------------|-------------|----------|
| 250     | 150          | 300         | 175      |
| 17.5    | 15           | 10          | 10       |
| 1.5     | AWG 22 ...14 | AWG 24...16 | 1.5      |
| 4 / 3   |              |             |          |
| A1 / V2 |              |             |          |

 SIR A 02ATEX3001 U

| Rated connection      |  |
|-----------------------|--|
| 0.5...2.5 / 1.5...1.5 |  |
| 0.5...1.5 / 0.5...1.5 |  |
| 0.4...0.6 (M 2.5)     |  |
| 7 / 3.0 x 0.5         |  |

|                      |
|----------------------|
| 0.5...1              |
| 0.5...1 / 0.5...0.75 |

| Note |
|------|
|      |

| Type       | Qty | Order No.  |
|------------|-----|------------|
| AKZ 1.5    | 100 | 0340460000 |
| AKZ 1.5 BL | 100 | 0340480000 |

| Type        | Current [A] | Qty | Order No.  |
|-------------|-------------|-----|------------|
| Q 2 AKZ1.5  | 24          | 50  | 0368200000 |
| Q 3 AKZ1.5  | 24          | 50  | 0368300000 |
| Q 4 AKZ1.5  | 24          | 50  | 0368400000 |
| Q 10 AKZ1.5 | 24          | 50  | 0368500000 |

| Width [mm]   |                   |
|--------------|-------------------|
| AP AKZ1.5    | 1.5 50 0340560000 |
| AP AKZ1.5 BL | 1.5 50 0340580000 |

| Width [mm] |                   |
|------------|-------------------|
| EW 15      | 9.5 50 0382860000 |


|                         |    |            |
|-------------------------|----|------------|
| STB 8.5/D4/2.3/M2.5 AKZ | 50 | 0215700000 |
| PS 2.3 RT               | 20 | 0180400000 |

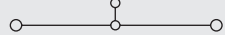
|       |
|-------|
| DEK 5 |
|-------|

## AKZ 2.5

2.5 mm<sup>2</sup>


### Modular feed-through terminal (V2)



|                          |   |
|--------------------------|---|
| <b>5.1 x 25.5 x 26.5</b> |  |
| <b>32 / 4</b>            |   |
| <b>0.13 ... 4</b>        |   |

IEC 60947-7-1 EEx e II  II 2 G D

| IEC     | UL           | CSA         | EN 50019 |
|---------|--------------|-------------|----------|
| 250     | 300          | 300         | 175      |
| 24      | 10           | 10          | 15       |
| 2.5     | AWG 22 ...12 | AWG 26...12 | 2.5      |
| 4 / 3   |              |             |          |
| A3 / V2 |              |             |          |

 SIR A 02ATEX3001 U

| Rated connection      |  |
|-----------------------|--|
| 0.5...4 / 1.5...2.5   |  |
| 0.5...2.5 / 0.5...2.5 |  |
| 0.4...0.6 (M 2.5)     |  |
| 7 / 3.0 x 0.5         |  |

|                       |
|-----------------------|
| 0.5...1.5             |
| 0.5...1.5 / 0.5...1.5 |

| Note |
|------|
|      |

| Type       | Qty | Order No.  |
|------------|-----|------------|
| AKZ 2.5    | 100 | 0697160000 |
| AKZ 2.5 BL | 100 | 0697180000 |

| Type        | Current [A] | Qty | Order No.  |
|-------------|-------------|-----|------------|
| Q 2 AKZ1.5  | 24          | 50  | 0368200000 |
| Q 3 AKZ1.5  | 24          | 50  | 0368300000 |
| Q 4 AKZ1.5  | 24          | 50  | 0368400000 |
| Q 10 AKZ1.5 | 24          | 50  | 0368500000 |

| Width [mm]   |                   |
|--------------|-------------------|
| AP AKZ2.5    | 2.5 50 0697360000 |
| AP AKZ2.5 BL | 2.5 50 0697380000 |
| TW AKZ 2.5   | 0.5 20 0318560000 |
| TW AKZ2.5 BL | 0.5 20 0318580000 |

| Width [mm] |                   |
|------------|-------------------|
| EW 15      | 9.5 50 0382860000 |

|                         |    |            |
|-------------------------|----|------------|
| STB 8.5/D4/2.3/M2.5 AKZ | 50 | 0215700000 |
| PS 2.3 RT               | 20 | 0180400000 |

|       |
|-------|
| DEK 5 |
|-------|




# Mini Modular Terminals

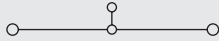
## AKZ 4

4 mm<sup>2</sup>

Modular feed-through terminal (V2)



6.1 x 27 x 30.5  
41 / 6  
0.13 ... 6



IEC 60947-7-1

EEx e II II 2 G D

| IEC     | UL           | CSA         | EN 50019 |
|---------|--------------|-------------|----------|
| 400     | 300          | 300         | 275      |
| 32      | 27           | 10          | 21       |
| 4       | AWG 22 ...12 | AWG 24...12 | 4        |
| 6 / 3   |              |             |          |
| A3 / V2 |              |             |          |



SIRA 02ATEX3001 U

### Rated connection

0.5...6 / 1.5...4  
0.5...4 / 0.5...4  
0.6...0.8 (M 3)  
8 / 3.5 x 0.6

0.5...1.5  
0.5...1.5 / 0.5...1.5

Twin wire end ferrules ZH 0.5 - ZH 1.5

| Type     | Qty | Order No.  |
|----------|-----|------------|
| AKZ 4    | 100 | 0294360000 |
| AKZ 4 BL | 100 | 0294380000 |

| Type      | Current [A] | Qty | Order No.  |
|-----------|-------------|-----|------------|
| Q 2 AKZ4  | 24          | 50  | 0336400000 |
| Q 3 AKZ4  | 24          | 50  | 0336500000 |
| Q 4 AKZ4  | 24          | 50  | 0336600000 |
| Q 10 AKZ4 | 24          | 50  | 0368600000 |

| Width [mm] |     |    |            |
|------------|-----|----|------------|
| AP AKZ4    | 1.5 | 20 | 0294460000 |
| AP AKZ4 BL | 1.5 | 20 | 0294480000 |
| TW AKZ4    | 0.5 | 50 | 0348260000 |

| Width [mm] |     |    |            |
|------------|-----|----|------------|
| EW 15      | 9.5 | 50 | 0382860000 |

|                         |    |            |
|-------------------------|----|------------|
| STB 8.5/D4/2.3/M2.5 AKZ | 50 | 0215700000 |
| PS 2.3 RT               | 20 | 0180400000 |

DEK 6

## SAKR

2.5 mm<sup>2</sup>

Modular disconnect test terminal



6.5 x 42 x 45  
10 / 4  
0.13 ... 4



IEC 60947-7-2

| IEC     | UL | CSA | EN 50019 |
|---------|----|-----|----------|
| 400     |    |     |          |
| 10      |    |     |          |
| 4       |    |     |          |
| 6 / 3   |    |     |          |
| A3 / V2 |    |     |          |

### Rated connection

0.5...4 / 1.5...4  
0.5...4 / 0.5...4  
0.5...1.0 (M 3)  
7 / 3.0 x 0.5

0.5...1.5  
0.5...1.5 / 0.5...1.5

QB 25, see chapter accessories.  
Twin wire end ferrules ZH 0.5 - ZH 1.5

| Type         | Qty | Order No.  |
|--------------|-----|------------|
| SAKR 15      | 100 | 0412760000 |
| SAKR 15 2STB | 100 | 0412860000 |

| Type              | Current [A] | Qty | Order No.  |
|-------------------|-------------|-----|------------|
| QB 2 insulated    |             | 50  | 0482700000 |
| QB 3 insulated    |             | 50  | 0482800000 |
| QB 4 insulated    |             | 50  | 0482900000 |
| QB 25 uninsulated |             | 20  | 0134000000 |

| Width [mm] |  |    |            |
|------------|--|----|------------|
| AP (1.5)   |  | 20 | 0211360000 |

| Width [mm] |     |    |            |
|------------|-----|----|------------|
| EW 15      | 9.5 | 50 | 0382860000 |

|        |    |            |
|--------|----|------------|
| PS 2.3 | 20 | 0180400000 |
|--------|----|------------|

DEK 6.5

# Mini modular terminals

## Modular PE terminals TS 15 / PA

When using ATEX certified components in hazardous area applications the installation instructions and the rated data for accessories in the technical appendix must be considered.

|   |                   |
|---|-------------------|
| <b>Width/Length/Height with TS 15</b>   | mm                |
| Max. current / max. cond. cross-section | A/mm <sup>2</sup> |
| Max. clamping range                     | mm <sup>2</sup>   |

### Technical data

| Rated data  |                 |
|---|-----------------|
| Rated cross-section                                     | mm <sup>2</sup> |
| Rated voltage for adjacent terminal                     | V               |
| Rated impulse voltage / Pollution severity              | kV              |
| Short-duration withstand current                        | A               |
| Pollution severity                                      |                 |
| Plug gauge IEC 60-947-1 / flammability class acc. UL 94 |                 |
| Approvals   |                 |

### Clampable conductors (H05V/H07V)

|  |                 |
|--|-----------------|
| Solid / stranded                         | mm <sup>2</sup> |
| Flexible / flexible w. wire end ferrule  | mm <sup>2</sup> |
| Tightening torque range (clamping screw) | Nm              |
| Tightening torque range (fixing screw)   | Nm              |
| Stripping length / blade size            | mm / -          |

### 2 clampable conductors of equal cross-section

|   |                 |
|---|-----------------|
| Solid / stranded                        | mm <sup>2</sup> |
| Flexible / flexible w. wire end ferrule | mm <sup>2</sup> |

### Information

### Order data

| Version |              |
|---------|--------------|
|         | green/yellow |

### Information

### Accessories

| Rail support | Type | Qty. | Order No. |
|--------------|------|------|-----------|
|              |      |      |           |


| Marking systems | Type  | Qty. | Order No. |
|-----------------|-------|------|-----------|
|                 | DEK 5 |      |           |

For detailed information on other accessories and applications see "Accessories"

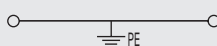
## AKE 2.5

2.5 mm<sup>2</sup>

### Protective earth terminals



|                      |  |
|----------------------|--|
| <b>5.1 x 28 x 28</b> |  |
| <b>/ 4</b>           |  |
| <b>0.13 ... 4</b>    |  |



IEC 60947-7-2

EEx e II **Ex** II 2 G D

| IEC | UL                           | CSA          | EN 50019 |
|-----|------------------------------|--------------|----------|
| 2.5 | AWG 22... 12                 | AWG 26... 12 | 2.5      |
| 250 |                              |              |          |
| 4   |                              |              |          |
|     | 300 A (2.5 mm <sup>2</sup> ) |              |          |
|     | 3                            |              |          |
|     | A3 / V2                      |              |          |



SIRA 02ATEX3001 U

| Rated connection      | Additional connection |
|-----------------------|-----------------------|
| 0.5...4 / 1.5...2.5   |                       |
| 0.5...2.5 / 0.5...2.5 |                       |
| 0.4...0.6 (M 2.5)     |                       |
| 0.4...0.6 (M 2.5)     |                       |
| 7 / 3.0 x 0.5         |                       |


## AKE 4 MS

4 mm<sup>2</sup>

### PE terminal



|                      |  |
|----------------------|--|
| <b>7 x 27.5 x 30</b> |  |
| <b>/ 4</b>           |  |
| <b>0.5 ... 4</b>     |  |



IEC 60947-7-2

| IEC | UL                         | CSA          | EN 50019 |
|-----|----------------------------|--------------|----------|
| 4   |                            | AWG 22... 14 |          |
|     |                            |              |          |
|     |                            |              |          |
|     | 480 A (4 mm <sup>2</sup> ) |              |          |
|     | 3                          |              |          |
|     | A3                         |              |          |



| Rated connection  | Additional connection |
|-------------------|-----------------------|
| 0.5...4 / 1.5...4 |                       |
| 0.5...4 / 0.5...4 |                       |
| 0.8...1.6 (M 3.5) |                       |
| 0.8...1.6 (M 3.5) |                       |
| 9 / 3.5 x 0.6     |                       |

| Type     | Qty. | Order No. |
|----------|------|-----------|
| AKE 4 MS | 50   | 021120000 |

| Type | Qty. | Order No. |
|------|------|-----------|
|      |      |           |

| Type | Qty. | Order No. |
|------|------|-----------|
|      |      |           |

| Type | Qty. | Order No. |
|------|------|-----------|
|      |      |           |

For detailed information on other accessories and applications see "Accessories"

# Mini modular terminals

**AKE 4**

**4 mm<sup>2</sup>**

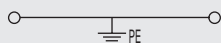
PE terminal



7 x 32 x 34.5

/ 4

0.13 ... 4



IEC 60947-7-2

EEx e II  II 2 G D

| IEC | UL                         | CSA          | EN 50019 |
|-----|----------------------------|--------------|----------|
| 4   | AWG 22... 12               | AWG 26... 12 | 4        |
| 500 |                            |              |          |
| 6   |                            |              |          |
|     | 480 A (4 mm <sup>2</sup> ) |              |          |
|     | 3                          |              |          |
|     | A3 / V2                    |              |          |

 SIRI 02ATEX3001 U

| Rated connection    | Additional connection |
|---------------------|-----------------------|
| 0.5...4 / 1.5...4   |                       |
| 0.5...4 / 0.5...2.5 |                       |
| 0.5...1.0 (M 3)     |                       |
| 0.5...1.0 (M 3)     |                       |
| 9 / 3.5 x 0.6       |                       |

| Type  | Qty. | Order No.  |
|-------|------|------------|
| AKE 4 | 100  | 0380260000 |

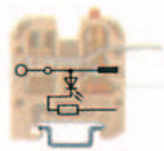
# Mini modular terminals

## With electronic components TS 15 / PA

**AKZ 4 LD**

**4 mm<sup>2</sup>**

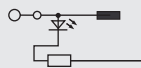
### DC voltage indicator



When using ATEX certified components in hazardous area applications the installation instructions and the rated data for accessories in the technical appendix must be considered.

|  |                   |
|--|-------------------|
| <b>Width/Length/Height with TS35x7.5</b> | mm                |
| Max. current / max. cond. cross-section  | A/mm <sup>2</sup> |
| Max. clamping range                      | mm <sup>2</sup>   |

|                      |
|----------------------|
| <b>6 x 35.5 x 30</b> |
| <b>10 / 4</b>        |
| <b>0.5 ... 4</b>     |



### Technical data

| Rated data  |                 |
|---|-----------------|
| Rated voltage   | V               |
| Rated current   | A               |
| Rated cross-section                                     | mm <sup>2</sup> |
| Rated impulse voltage / Pollution severity              | kV/-            |
| Plug gauge IEC 60-947-1 / flammability class acc. UL 94 |                 |
| Approvals   |                 |

| IEC | UL | CSA     | EN 50019 |
|-----|----|---------|----------|
| 24  |    |         |          |
| 10  |    |         |          |
| 4   |    |         |          |
|     |    | 1 / 3   |          |
|     |    | A3 / V2 |          |

### Electronic built-in components

|                                      |            |
|--------------------------------------|------------|
| Diode current / diode voltage        | V / A      |
| voltage LED / current LED / polarity | V / mA / - |
| Resistance / Varistor                | -/V        |

|        |
|--------|
| 24 / 5 |
|--------|

### Clampable conductors (H05V/H07V)

|  |                 |
|--|-----------------|
| Solid / stranded                         | mm <sup>2</sup> |
| Flexible / flexible w. wire end ferrule  | mm <sup>2</sup> |
| Tightening torque range (clamping screw) | Nm              |
| Stripping length / blade size            | mm / -          |

| Rated connection  | Additional connection |
|-------------------|-----------------------|
| 0.5...4 / 0.5...4 |                       |
| 0.5...4 / 0.5...4 |                       |
| 0.5...0.8 (M 3)   |                       |
| 8 / 3.5 x 0.6     |                       |

### Information

Conductor for solder connection max. 1.5 mm<sup>2</sup>


### Order data

| Version                   |           |
|---------------------------|-----------|
| Terminal components       | LED red   |
| see circuit diagram above | LED green |
|                           | Neon lamp |
|                           | Neon lamp |

| Type           | Spannung | Qty. | Order No.  |
|----------------|----------|------|------------|
| AKZ 4 LD 24VDC | 24 VDC   | 25   | 8022520000 |

### Information

### Accessories

| Cross-connection, screwable   |         |
|---|---------|
|  | 2-pole  |
|   | 3-pole  |
|   | 4-pole  |
| (Q / QB)  | 10-pole |

| Type      | Current [A] | Qty. | Order No.  |
|-----------|-------------|------|------------|
| Q 2 AKZ4  | 32          | 50   | 0336400000 |
| Q 3 AKZ4  | 32          | 50   | 0336500000 |
| Q 4 AKZ4  | 32          | 50   | 0336600000 |
| Q 10 AKZ4 | 32          | 20   | 0368600000 |

| External cross-connection |        |
|---------------------------|--------|
|                           | 2-pole |
|                           | 3-pole |
|                           | 4-pole |

| Current [A] |  |
|-------------|--|
|             |  |
|             |  |

|                  |       |
|------------------|-------|
| <b>End plate</b> | beige |
|------------------|-------|

|         |    |            |
|---------|----|------------|
| AP AKZ4 | 20 | 0294460000 |
|---------|----|------------|

### Socket

|                         |    |            |
|-------------------------|----|------------|
| STB 8.5/D4/2.3/M2.5 AKZ | 50 | 0215700000 |
|-------------------------|----|------------|

### Test plug

|           |    |            |
|-----------|----|------------|
| PS 2.3 RT | 20 | 0180400000 |
|-----------|----|------------|

### Connecting sleeve

|                  |    |            |
|------------------|----|------------|
| VH 10/4/2.8 AKZ4 | 50 | 0446600000 |
|------------------|----|------------|

### Cross-connection saddle

|               |    |            |
|---------------|----|------------|
| VL 2 AKZ4/DK4 | 50 | 0446700000 |
|---------------|----|------------|

### Fixing screw / Partition disc

|                |
|----------------|
| Fixing screw   |
| Partition disc |

|                       |     |            |
|-----------------------|-----|------------|
| BFSC M2.5X14 SAKD2.5N | 100 | 0266800000 |
|-----------------------|-----|------------|

### Marking systems

|       |
|-------|
| DEK 6 |
|-------|

For detailed information on other accessories and applications see "Accessories"

# Mini modular terminals

## Fuse terminals TS 15 / PA

ASK 1/15


4 mm<sup>2</sup>



When using ATEX certified components in hazardous area applications the installation instructions and the rated data for accessories in the technical appendix must be considered.

|   |                   |
|---|-------------------|
| <b>Width/Length/Height with TS 15</b>   | mm                |
| Max. current / max. cond. cross-section | A/mm <sup>2</sup> |
| Max. clamping range                     | mm <sup>2</sup>   |

|                    |
|--------------------|
| <b>8 x 58 x 34</b> |
| <b>6.3 / 4</b>     |
| <b>0.13 ... 4</b>  |



### Technical data

| Rated data  |                 |
|---|-----------------|
| Rated voltage for adjacent terminal                               | V               |
| Rated current   | A               |
| Rated cross-section   | mm <sup>2</sup> |
| Rated impulse voltage / Pollution severity                        | kV/-            |
| Plug gauge IEC 60-947-1 / flammability class acc. UL 94 Approvals |                 |

| IEC | UL           | CSA          | EN 50019 |
|-----|--------------|--------------|----------|
| 500 | 300          | 300          |          |
| 6.3 | 10           | 6.3          |          |
| 4   | AWG 22... 12 | AWG 26... 12 |          |
|     |              | 6 / 3        |          |
|     |              | A3 / V2      |          |

| Rated connection  |  | Additional connection |  |
|-------------------|--|-----------------------|--|
| 0.5...4 / 1.5...4 |  |                       |  |
| 0.5...4 / 0.5...4 |  |                       |  |
| 0.5...1.0 (M 3)   |  |                       |  |
| 9 / 3.5 x 0.6     |  |                       |  |

| Clamped conductor (H05V/H07V)            |                 |
|--|-----------------|
| Solid / stranded                         | mm <sup>2</sup> |
| Flexible / flexible w. wire end ferrule  | mm <sup>2</sup> |
| Tightening torque range (clamping screw) | Nm              |
| Stripping length / blade size            | mm / -          |

| 2 clampable conductors of equal cross-section |                 |
|---|-----------------|
| Solid / stranded                              | mm <sup>2</sup> |
| Flexible / flexible w. wire end ferrule       | mm <sup>2</sup> |

### Information

### Order data

| Version | without LED |
|---------|-------------|
|---------|-------------|

| Type     | Qty. | Order No.  |
|----------|------|------------|
| ASK 1/15 | 100  | 0376860000 |

### Information

### Accessories

| Cross-connection  |                 |
|---|-----------------|
|  | 2-pole          |
|   | 3-pole          |
|   | 4-pole          |
|   | 10-pole         |
|   | Fuse cartridges |
|   | Fixing screw    |

| Type           | Current [A] | Qty. | Order No.  |
|----------------|-------------|------|------------|
| QB 2 WI RA8 IS |             | 50   | 0461100000 |
| QB 3 WI RA8 IS |             | 50   | 0461200000 |
| QB 4 WI RA8 IS |             | 50   | 0461300000 |

| Screw cap | SK |
|-----------|----|
|           | SK |

| Colour |  |
|--------|--|
|        |  |

| Gauge pieces |  |
|--------------|--|
|--------------|--|

| Colour |  |
|--------|--|
|        |  |

| Fuse cartridges    |  |
|--------------------|--|
| Rated voltage 500V |  |

| Fuse cartridges    |  |
|--------------------|--|
| Rated voltage 400V |  |

| Marking systems |  |
|-----------------|--|
|-----------------|--|

DEK 6,5

For detailed information on other accessories and applications see "Accessories"

Contact Sleeve order no. 0553300000;  
AP ASK 1 order no. 0380360000

# Mini modular terminals


with push-on connection  
TS 15 / PA

AKZ 4 SS SE 6.3/2.8

2.5 mm<sup>2</sup>

AKZ 4 SS WA 2x2.8

1 mm<sup>2</sup>



When using ATEX certified components in hazardous area applications the installation instructions and the rated data for accessories in the technical appendix must be considered.

|   |                   |
|---|-------------------|
| <b>Width/Length/Height with TS 15</b>   | mm                |
| Max. current / max. cond. cross-section | A/mm <sup>2</sup> |
| Max. clamping range                     | mm <sup>2</sup>   |

|                         |  |
|-------------------------|--|
| <b>6 x 28.45 x 30.5</b> |  |
| <b>8 / 2.5</b>          |  |
| <b>0.2 ... 2.5</b>      |  |

|                        |  |
|------------------------|--|
| <b>6 x 28.5 x 30.5</b> |  |
| <b>8 / 1</b>           |  |
| <b>0.2 ... 1</b>       |  |

## Technical data

| Rated data  |                 |
|---|-----------------|
| Rated voltage   | V               |
| Rated current   | A               |
| Rated cross-section                                     | mm <sup>2</sup> |
| Rated impulse voltage / Pollution severity              | kV/-            |
| Plug gauge IEC 60-947-1 / flammability class acc. UL 94 |                 |
| Approvals   |                 |

IEC 60947-7-1 / IEC 61210

| IEC | UL           | CSA          | EN 50019 |
|-----|--------------|--------------|----------|
| 400 | 150          | 300          |          |
| 8   | 10           | 10           |          |
| 2.5 | AWG 22... 12 | AWG 24... 12 |          |
|     |              | 6 / 3        |          |
|     |              | / V2         |          |

IEC 60947-7-1 / IEC 61210

| IEC | UL           | CSA          | EN 50019 |
|-----|--------------|--------------|----------|
| 400 | 150          | 300          |          |
| 8   | 10           | 10           |          |
| 1   | AWG 22... 12 | AWG 24... 12 |          |
|     |              | 6 / 3        |          |
|     |              | / V2         |          |

| Clampable conductors (H05V/H07V)         |                 |
|--|-----------------|
| Solid / stranded                         | mm <sup>2</sup> |
| Flexible / flexible w. wire end ferrule  | mm <sup>2</sup> |
| Tightening torque range (clamping screw) | Nm              |
| Stripping length / blade size            | mm / -          |

| Rated connection | Additional connection |
|------------------|-----------------------|
|                  |                       |
|                  |                       |
|                  |                       |
|                  |                       |

| Rated connection | Additional connection |
|------------------|-----------------------|
|                  |                       |
|                  |                       |
|                  |                       |
|                  |                       |

| 2 clampable conductors of equal cross-section |                 |
|---|-----------------|
| Solid / stranded                              | mm <sup>2</sup> |
| Flexible / flexible w. wire end ferrule       | mm <sup>2</sup> |

## Information

## Order data

| Version        |  |
|----------------|--|
| slotted        |  |
| Unslotted      |  |
| slotted blue   |  |
| Unslotted blue |  |

| Type                | Qty. | Order No.  |
|---------------------|------|------------|
| AKZ 4 SS SE 6.3/2.8 | 100  | 0324560000 |
|                     |      |            |
|                     |      |            |
|                     |      |            |

| Type              | Qty. | Order No.  |
|-------------------|------|------------|
| AKZ 4 SS WA 2X2.8 | 100  | 0362460000 |
|                   |      |            |
|                   |      |            |
|                   |      |            |

## Information

## Accessories

| Cross-connection |         |
|------------------|---------|
|                  | 2-pole  |
|                  | 3-pole  |
|                  | 4-pole  |
|                  | 10-pole |

| Type        | Current [A] | Qty. | Order No.  |
|-------------|-------------|------|------------|
| Q 2 AKZ4SS  | 20          | 50   | 0369000000 |
| Q 3 AKZ4SS  | 20          | 50   | 0369100000 |
| Q 4 AKZ4SS  | 20          | 50   | 0369200000 |
| Q 10 AKZ4SS | 20          | 20   | 0369300000 |

| Type        | Current [A] | Qty. | Order No.  |
|-------------|-------------|------|------------|
| Q 2 AKZ4SS  | 20          | 50   | 0369000000 |
| Q 3 AKZ4SS  | 20          | 50   | 0369100000 |
| Q 4 AKZ4SS  | 20          | 50   | 0369200000 |
| Q 10 AKZ4SS | 20          | 20   | 0369300000 |

| Plug adapter |         |
|--------------|---------|
|              | 2-pole  |
|              | 3-pole  |
|              | 4-pole  |
|              | 5-polig |
|              | 8-pole  |

| End plate / partition |  |
|-----------------------|--|
| End plate             |  |
| Partition             |  |
| Partition disc        |  |

| Width [mm] |     |    |            |
|------------|-----|----|------------|
| AP AKZ4    | 1.5 | 20 | 0294460000 |
| TW AKZ4    | 0.5 | 50 | 0348260000 |

| Width [mm] |     |    |            |
|------------|-----|----|------------|
| AP AKZ4    | 1.5 | 20 | 0294460000 |
| TW AKZ4    | 0.5 | 50 | 0348260000 |

| Testing/Checking      |     |
|-----------------------|-----|
| for testing           | PS  |
| wired terminal strips | StB |

|                         |    |            |
|-------------------------|----|------------|
| PS 2.3 RT               | 20 | 0180400000 |
| STB 8.5/D4/2.3/M2.5 AKZ | 50 | 0215700000 |

|                         |    |            |
|-------------------------|----|------------|
| PS 2.3 RT               | 20 | 0180400000 |
| STB 8.5/D4/2.3/M2.5 AKZ | 50 | 0215700000 |

| Insulating sleeve |     |
|-------------------|-----|
|                   | 2.8 |
|                   | 6.3 |

|               |     |            |
|---------------|-----|------------|
| IH 2.8 DB     | 100 | 0386060000 |
| IH 6.3 WEM GE | 100 | 0386260000 |

|           |     |            |
|-----------|-----|------------|
| IH 2.8 DB | 100 | 0386060000 |
|-----------|-----|------------|

## Marking systems

|       |
|-------|
| DEK 6 |
|-------|


|       |
|-------|
| DEK 6 |
|-------|

For detailed information on other accessories and applications see "Accessories"

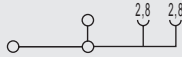
# Mini modular terminals

**AKZ 4 S WA 2x2.8**

**4 mm<sup>2</sup>**



**6 x 27 x 30**  
**8 / 4**  
**0.2 ... 4**



IEC 60947-7-1 / IEC 61210


| IEC | UL                        | CSA | EN 50019 |
|-----|---------------------------|-----|----------|
| 400 | 150                       | 300 |          |
| 8   | 20                        | 10  |          |
| 4   | AWG 22... 12 AWG 24... 12 |     |          |
|     | 6 / 3                     |     |          |
|     | A3 / V2                   |     |          |



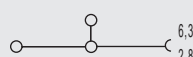
| Rated connection    | Additional connection |
|---------------------|-----------------------|
| 0.5...4 / 1.5...4   |                       |
| 0.5...4 / 0.5...2.5 |                       |
| 0.6...0.8 (M 3)     |                       |
| 8 / 3.5 x 0.6       |                       |

**AKZ 4 SF SE 6.3/2.8**

**4 mm<sup>2</sup>**



**6 x 27 x 30**  
**8 / 4**  
**0.2 ... 4**



IEC 60947-7-1 / IEC 61210

| IEC | UL           | CSA | EN 50019 |
|-----|--------------|-----|----------|
| 400 |              | 300 |          |
| 8   |              | 10  |          |
| 4   | AWG 24... 12 |     |          |
|     | 6 / 3        |     |          |
|     | A3 / V2      |     |          |



| Rated connection    | Additional connection |
|---------------------|-----------------------|
| 0.5...4 / 1.5...4   |                       |
| 0.5...4 / 0.5...2.5 |                       |
| 0.6...0.8 (M 3)     |                       |
| 8 / 3.5 x 0.6       |                       |

| Type             | Qty. | Order No.         |
|------------------|------|-------------------|
| AKZ 4 S WA 2X2.8 | 100  | <b>0324460000</b> |

| Type                | Qty. | Order No.         |
|---------------------|------|-------------------|
| AKZ 4 SF SE 6.3/2.8 | 100  | <b>0158760000</b> |

| Type      | Current [A] | Qty. | Order No.         |
|-----------|-------------|------|-------------------|
| Q 2 AKZ4  | 32          | 50   | <b>0336400000</b> |
| Q 3 AKZ4  | 32          | 50   | <b>0336500000</b> |
| Q 4 AKZ4  | 32          | 50   | <b>0336600000</b> |
| Q 10 AKZ4 | 32          | 20   | <b>0368600000</b> |

| Type      | Current [A] | Qty. | Order No.         |
|-----------|-------------|------|-------------------|
| Q 2 AKZ4  | 32          | 50   | <b>0336400000</b> |
| Q 3 AKZ4  | 32          | 50   | <b>0336500000</b> |
| Q 4 AKZ4  | 32          | 50   | <b>0336600000</b> |
| Q 10 AKZ4 | 32          | 20   | <b>0368600000</b> |

| Width [mm] |     |    |                   |
|------------|-----|----|-------------------|
| AP AKZ4    | 1.5 | 20 | <b>0294460000</b> |
| TW AKZ4    | 0.5 | 50 | <b>0348260000</b> |

| Width [mm] |     |    |                   |
|------------|-----|----|-------------------|
| AP AKZ4    | 1.5 | 20 | <b>0294460000</b> |
| TW AKZ4    | 0.5 | 50 | <b>0348260000</b> |

|                         |    |                   |
|-------------------------|----|-------------------|
| PS 2.3 RT               | 20 | <b>0180400000</b> |
| STB 8.5/D4/2.3/M2.5 AKZ | 50 | <b>0215700000</b> |

|                         |    |                   |
|-------------------------|----|-------------------|
| PS 2.3 RT               | 20 | <b>0180400000</b> |
| STB 8.5/D4/2.3/M2.5 AKZ | 50 | <b>0215700000</b> |

|           |     |                   |
|-----------|-----|-------------------|
| IH 2.8 DB | 100 | <b>0386060000</b> |
|-----------|-----|-------------------|

|               |     |                   |
|---------------|-----|-------------------|
| IH 2.8 DB     | 100 | <b>0386060000</b> |
| IH 6.3 WEM GE | 100 | <b>0386260000</b> |

DEK 6

DEK 6

# Mini modular terminals



with solder connection  
TS 15 / PA

AKZ 1.5L VS

1.5 mm<sup>2</sup>

AKZ 4 L

4 mm<sup>2</sup>



When using ATEX certified components in hazardous area applications the installation instructions and the rated data for accessories in the technical appendix must be considered.

|   |                   |
|---|-------------------|
| <b>Width/Length/Height with TS 15</b>   | mm                |
| Max. current / max. cond. cross-section | A/mm <sup>2</sup> |
| Max. clamping range                     | mm <sup>2</sup>   |

|                    |  |
|--------------------|--|
| 5 x 34.5 x 25.5    |  |
| <b>16 / 2.5</b>    |  |
| <b>0.2 ... 2.5</b> |  |

|                  |  |
|------------------|--|
| 6 x 35.5 x 30    |  |
| <b>16 / 4</b>    |  |
| <b>0.2 ... 4</b> |  |

## Technical data

| Rated data  |                 |
|---|-----------------|
| Rated voltage   | V               |
| Rated current   | A               |
| Rated cross-section                                     | mm <sup>2</sup> |
| Rated impulse voltage / Pollution severity              | kV/-            |
| Plug gauge IEC 60-947-1 / flammability class acc. UL 94 |                 |
| Approvals   |                 |

| IEC 60947-7-1 / IEC 60068-2-20 |    |             |          |
|--------------------------------|----|-------------|----------|
| IEC                            | UL | CSA         | EN 50019 |
| 250                            |    | 150         |          |
| 16                             |    | 10          |          |
| 1.5                            |    | AWG 24...16 |          |
|                                |    | 4 / 3       |          |
|                                |    | A1 / V2     |          |

| IEC 60947-7-1 / IEC 60068-2-20 |             |             |          |
|--------------------------------|-------------|-------------|----------|
| IEC                            | UL          | CSA         | EN 50019 |
| 250                            | 300         | 300         |          |
| 16                             | 20          | 10          |          |
| 4                              | AWG 22...12 | AWG 24...12 |          |
|                                |             | 4 / 3       |          |
|                                |             | A3 / V2     |          |

| Clampable conductors (H05V/H07V)         |                 |
|--|-----------------|
| Solid / stranded                         | mm <sup>2</sup> |
| Flexible / flexible w. wire end ferrule  | mm <sup>2</sup> |
| Tightening torque range (clamping screw) | Nm              |
| Stripping length / blade size            | mm / -          |

| Rated connection      |  | Additional connection |  |
|-----------------------|--|-----------------------|--|
| 0.5...2.5...1.5       |  |                       |  |
| 0.5...1.5 / 0.5...1.5 |  |                       |  |
| 0.4...0.6 (M 2.5)     |  |                       |  |
| 7 / 3.0 x 0.5         |  |                       |  |

| Rated connection    |  | Additional connection |  |
|---------------------|--|-----------------------|--|
| 0.5...4 / 1.5...4   |  |                       |  |
| 0.5...4 / 0.5...2.5 |  |                       |  |
| 0.6...0.8 (M 3)     |  |                       |  |
| 8 / 3.5 x 0.6       |  |                       |  |

| 2 clampable conductors of equal cross-section |                 |
|---|-----------------|
| Solid / stranded                              | mm <sup>2</sup> |
| Flexible / flexible w. wire end ferrule       | mm <sup>2</sup> |

| Information |
|-------------|
|             |

## Order data

| Version |
|---------|
| beige   |
| blue    |

| Type        | Qty. | Order No.  |
|-------------|------|------------|
| AKZ 1.5L VS | 100  | 0340160000 |

| Type            | Qty. | Order No.  |
|-----------------|------|------------|
| AKZ 4L SL VS    | 100  | 0334860000 |
| AKZ 4L SL VS BL | 100  | 0334880000 |

| Information |
|-------------|
|             |

## Accessories

| Cross-connection, screwable |                   |
|-----------------------------|-------------------|
|                             | 2-pole            |
|                             | 3-pole            |
|                             | 4-pole            |
|                             | 10-pole           |
|                             | Connecting sleeve |
|                             | Fixing screw      |
|                             | Fuse cartridges   |

| Type        | Current [A] | Qty. | Order No.  |
|-------------|-------------|------|------------|
| Q 2 AKZ1.5  |             | 50   | 0368200000 |
| Q 3 AKZ1.5  | 24          | 50   | 0368300000 |
| Q 4 AKZ1.5  | 24          | 50   | 0368400000 |
| Q 10 AKZ1.5 | 24          | 20   | 0368500000 |

| Type      | Current [A] | Qty. | Order No.  |
|-----------|-------------|------|------------|
| Q 2 AKZ4  | 32          | 50   | 0336400000 |
| Q 3 AKZ4  | 32          | 50   | 0336500000 |
| Q 4 AKZ4  | 32          | 50   | 0336600000 |
| Q 10 AKZ4 | 32          | 20   | 0368600000 |

| Cross-connection saddle |                         |
|-------------------------|-------------------------|
|                         | Cross-connection saddle |
|                         | Connecting sleeve       |
|                         | Fixing screw            |

|                       |     |            |
|-----------------------|-----|------------|
| VL 2 AKZ4/DK4         | 50  | 0446700000 |
| VH 10/4/2.8 AKZ4      | 50  | 0446600000 |
| BFSC M2.5X14 SAKD2.5N | 100 | 0266800000 |

| Socket / Test plug |           |
|--------------------|-----------|
|                    | Socket    |
|                    | Test plug |

|                         |    |            |
|-------------------------|----|------------|
| STB 8.5/D4/2.3/M2.5 AKZ | 50 | 0215700000 |
| PS 2.3 RT               | 20 | 0180400000 |

| End plate |       |
|-----------|-------|
|           | beige |
|           | blue  |

| Width [mm] |                   |
|------------|-------------------|
| AP AKZ1.5W | 1.5 20 0329660000 |
| AP AKZ4    | 1.5 20 0294460000 |

| Partition / Partition disc |                |
|----------------------------|----------------|
|                            | beige          |
|                            | blue           |
|                            | Partition disc |

| Width [mm]         |                   |
|--------------------|-------------------|
| TW AKZ4 HP/DBR/0.5 | 0.5 50 0166800000 |
| TW AKZ4            | 0.5 50 0348260000 |
| TSCH 4 AKZ4        | 6 100 0363360000  |

| Cover / fixing screw (plastic) |                        |
|--------------------------------|------------------------|
|                                | Cover                  |
|                                | Fixing screw (plastic) |

|                    |     |            |
|--------------------|-----|------------|
| AD 4 AKZ4          | 50  | 0303400000 |
| BFSC M2.5X18 PA/RT | 100 | 0303300000 |

| Marking systems |       |
|-----------------|-------|
|                 | DEK 5 |

|  |       |
|--|-------|
|  | DEK 6 |
|--|-------|


Detailed information on all versions in chapter accessories.



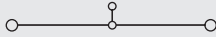
# Mini modular terminals

## AKZ 4 LL VS

1.5 mm<sup>2</sup>



6 x 44 x 30  
16 / 1.5  
0.2 ... 1.5



IEC 60947-7-1 / IEC 60068-2-20


| IEC | UL          | CSA         | EN 50019 |
|-----|-------------|-------------|----------|
| 250 | 300         | 300         |          |
| 16  | 20          | 10          |          |
| 1.5 | AWG 22...12 | AWG 24...12 |          |
|     | 4 / 3       |             |          |
|     | / V2        |             |          |




| Rated connection      | Additional connection |
|-----------------------|-----------------------|
| 0.5...1.5 / 0.5...1.5 |                       |
| 0.5...1.5             |                       |

## ADK 1

4 mm<sup>2</sup>



6 x 22 x 36.5  
16 / 4  
0.13 ... 4



| IEC | UL          | CSA         | EN 50019 |
|-----|-------------|-------------|----------|
| 400 | 300         | 300         |          |
| 16  | 10          | 15          |          |
| 4   | AWG 26...12 | AWG 26...12 |          |
|     | 6 / 3       |             |          |
|     | A3 / V2     |             |          |

| Rated connection    | Additional connection |
|---------------------|-----------------------|
| 0.5...4 / 1.5...2.5 |                       |
| 0.5...4 / 0.5...2.5 |                       |
| 0.5...1.0 (M3)      |                       |
| 9 / 3.5 x 0.6       |                       |

| Type        | Qty. | Order No.  |
|-------------|------|------------|
| AKZ 4 LL VS | 100  | 0346460000 |

| Type         | Qty. | Order No.  |
|--------------|------|------------|
| ADK 1/1.5    | 100  | 0303860000 |
| ADK 1/1.5 BL | 100  | 0303880000 |

| Type      | Current [A] | Qty. | Order No.  |
|-----------|-------------|------|------------|
| Q 2 AKZ4  | 32          | 50   | 0336400000 |
| Q 3 AKZ4  | 32          | 50   | 0336500000 |
| Q 4 AKZ4  | 32          | 50   | 0336600000 |
| Q 10 AKZ4 | 32          | 20   | 0368600000 |

| Type | Current [A] | Qty. | Order No. |
|------|-------------|------|-----------|
|      |             |      |           |
|      |             |      |           |
|      |             |      |           |
|      |             |      |           |

|                       |     |            |
|-----------------------|-----|------------|
| VL 2 AKZ4/DK4         | 50  | 0446700000 |
| VH 10/4/2.8 AKZ4      | 50  | 0446600000 |
| BFSC M2.5X14 SAKD2.5N | 100 | 0266800000 |

|                         |    |            |
|-------------------------|----|------------|
| STB 8.5/D4/2.3/M2.5 AKZ | 50 | 0215700000 |
| PS 2.3 RT               | 20 | 0180400000 |

| Width [mm] |     |    |            |
|------------|-----|----|------------|
| AP AKZ4    | 1.5 | 20 | 0294460000 |

| Width [mm] |     |    |            |
|------------|-----|----|------------|
| TW AKZ4    | 0.5 | 50 | 0348260000 |

|                    |     |            |
|--------------------|-----|------------|
| AD 4 AKZ4          | 50  | 0303400000 |
| BFSC M2.5X18 PA/RT | 100 | 0303300000 |

|       |  |  |
|-------|--|--|
| DEK 6 |  |  |
|-------|--|--|

|           |    |            |
|-----------|----|------------|
| PS 2.3 RT | 20 | 0180400000 |
|-----------|----|------------|

| Width [mm] |    |            |  |
|------------|----|------------|--|
| AP ADK1    | 50 | 0476260000 |  |

| Width [mm]         |     |    |            |
|--------------------|-----|----|------------|
| TW ADK1 HP/DBR/0.5 | 0.5 | 50 | 0442300000 |

|       |  |  |
|-------|--|--|
| DEK 6 |  |  |
|-------|--|--|

# Mini modular terminals



with solder connection  
TS 15 / PA & KRG

AKZ 4 L KRG

4 mm<sup>2</sup>

AL 1

1 mm<sup>2</sup>



When using ATEX certified components in hazardous area applications the installation instructions and the rated data for accessories in the technical appendix must be considered.

|   |                   |
|---|-------------------|
| <b>Width/Length/Height with TS 15</b>   | mm                |
| Max. current / max. cond. cross-section | A/mm <sup>2</sup> |
| Max. clamping range                     | mm <sup>2</sup>   |

|                      |  |
|----------------------|--|
| <b>6 x 35.5 x 30</b> |  |
| <b>16 / 4</b>        |  |
| <b>0.2 ... 4</b>     |  |

|                      |  |
|----------------------|--|
| <b>6.5 x 32 x 21</b> |  |
| <b>13.5 / 1</b>      |  |
| <b>0.5 ... 1</b>     |  |

## Technical data

| Rated data  |                 |
|---|-----------------|
| Rated voltage   | V               |
| Rated current   | A               |
| Rated cross-section                                     | mm <sup>2</sup> |
| Rated impulse voltage / Pollution severity              | kV/-            |
| Plug gauge IEC 60-947-1 / flammability class acc. UL 94 |                 |
| Approvals   |                 |

| IEC 60947-7-1 / IEC 60068-2-20 |             |             |          |
|--------------------------------|-------------|-------------|----------|
| IEC                            | UL          | CSA         | EN 50019 |
| 250                            | 300         | 300         |          |
| 16                             | 20          | 10          |          |
| 4                              | AWG 22...12 | AWG 24...12 |          |
|                                |             | 4 / 3       |          |
|                                |             | A3 / 5VA    |          |

| IEC 60947-7-1 / IEC 60068-2-20 |    |       |          |
|--------------------------------|----|-------|----------|
| IEC                            | UL | CSA   | EN 50019 |
| 400                            |    |       |          |
| 13.5                           |    |       |          |
| 1                              |    |       |          |
|                                |    | 6 / 3 |          |
|                                |    | / 5VA |          |

| Clampable conductors (H05V/H07V)         |                 |
|--|-----------------|
| Solid / stranded                         | mm <sup>2</sup> |
| Flexible / flexible w. wire end ferrule  | mm <sup>2</sup> |
| Tightening torque range (clamping screw) | Nm              |
| Stripping length / blade size            | mm / -          |

| Rated connection |             | Additional connection |  |
|------------------|-------------|-----------------------|--|
| 0.5...4          | / 1.5...4   |                       |  |
| 0.5...4          | / 0.5...2.5 |                       |  |
| 0.6...0.8        | (M 3)       |                       |  |
| 8                | / 3.5 x 0.6 |                       |  |

| Rated connection |  | Additional connection |  |
|------------------|--|-----------------------|--|
| 0.5...1          |  |                       |  |
| 0.5...1          |  |                       |  |

| 2 clampable conductors of equal cross-section |                 |
|---|-----------------|
| Solid / stranded                              | mm <sup>2</sup> |
| Flexible / flexible w. wire end ferrule       | mm <sup>2</sup> |

| Information |
|-------------|
|             |

## Order data

| Version |       |
|---------|-------|
|         | beige |
|         | blue  |

| Information |
|-------------|
|             |

| Type             | Qty. | Order No.  |
|------------------|------|------------|
| AKZ 4L SL VS KRG | 100  | 0334820000 |

| Type | Qty. | Order No.  |
|------|------|------------|
| AL 1 | 100  | 0137320000 |

## Accessories

| Cross-connection, screwable |                   |
|-----------------------------|-------------------|
|                             | 2-pole            |
|                             | 3-pole            |
|                             | 4-pole            |
|                             | 10-pole           |
|                             | Connecting sleeve |
|                             | Fixing screw      |
|                             | Fuse cartridges   |

| Type      | Current [A] | Qty. | Order No.  |
|-----------|-------------|------|------------|
| Q 2 AKZ4  | 32          | 50   | 0336400000 |
| Q 3 AKZ4  | 32          | 50   | 0336500000 |
| Q 4 AKZ4  | 32          | 50   | 0336600000 |
| Q 10 AKZ4 | 32          | 20   | 0368600000 |

| Type | Current [A] | Qty. | Order No. |
|------|-------------|------|-----------|
|      |             |      |           |
|      |             |      |           |
|      |             |      |           |
|      |             |      |           |

| Cross-connection saddle |                       |     |            |
|-------------------------|-----------------------|-----|------------|
| Cross-connection saddle | VL 2 AKZ4/DK4         | 50  | 0446700000 |
| Connecting sleeve       | VH 10/4/2.8 AKZ4      | 50  | 0446600000 |
| Fixing screw            | BFSC M2.5X14 SAKD2.5N | 100 | 0266800000 |

| Socket / Test plug |                         |    |            |
|--------------------|-------------------------|----|------------|
| Socket             | STB 8.5/D4/2.3/M2.5 AKZ | 50 | 0215700000 |
| Test plug          | PS 2.3 RT               | 20 | 0180400000 |

| End plate |       |         |     |    |            |
|-----------|-------|---------|-----|----|------------|
|           | beige | AP AKZ4 | 1.5 | 20 | 0294460000 |
|           | blue  |         |     |    |            |

| Width [mm]      |   | Qty. | Order No.  |
|-----------------|---|------|------------|
| EP AL1 HP/DBR/1 | 1 | 100  | 0164100000 |

| Partition / Partition disc |                |             |     |     |            |
|----------------------------|----------------|-------------|-----|-----|------------|
|                            | beige          | TW AKZ4     | 0.5 | 50  | 0348260000 |
|                            | blue           |             |     |     |            |
|                            | Partition disc | TSCH 4 AKZ4 | 6   | 100 | 0363360000 |

| Width [mm]         |     | Qty. | Order No.  |
|--------------------|-----|------|------------|
| TW AKZ4 HP/DBR/0.5 | 0.5 | 50   | 0166800000 |

| Cover / fixing screw (plastic) |                    |     |            |
|--------------------------------|--------------------|-----|------------|
| Cover                          | AD 4 AKZ4          | 50  | 0303400000 |
| Fixing screw (plastic)         | BFSC M2.5X18 PA/RT | 100 | 0303300000 |

| Marking systems |       |
|-----------------|-------|
|                 | DEK 6 |

| Marking systems |         |
|-----------------|---------|
|                 | DEK 6,5 |

Detailed information on all versions in chapter accessories.



# Mini modular terminals

with Termini-Point/Wire-Wrap connection  
TS 15 / PA

**AKZ 1.5 T**

**1.5 mm<sup>2</sup>**

**AKZ 4 T**

**4 mm<sup>2</sup>**



When using ATEX certified components in hazardous area applications the installation instructions and the rated data for accessories in the technical appendix must be considered.

|   |                   |
|---|-------------------|
| <b>Width/Length/Height with TS 15</b>   | mm                |
| Max. current / max. cond. cross-section | A/mm <sup>2</sup> |
| Max. clamping range                     | mm <sup>2</sup>   |

|                        |  |
|------------------------|--|
| <b>5 x 24.8 x 44.9</b> |  |
| <b>8 / 2.5</b>         |  |
| <b>0.2 ... 2.5</b>     |  |

|                  |  |
|------------------|--|
| <b>6 x 27</b>    |  |
| <b>10 / 4</b>    |  |
| <b>0.2 ... 4</b> |  |

## Technical data

| Rated data  |                 |
|---|-----------------|
| Rated voltage   | V               |
| Rated current   | A               |
| Rated cross-section                                     | mm <sup>2</sup> |
| Rated impulse voltage / Pollution severity              | kV/-            |
| Plug gauge IEC 60-947-1 / flammability class acc. UL 94 |                 |
| Approvals   |                 |

| IEC 60947-7-1 / VDE 41611-4 |              |              |          |
|-----------------------------|--------------|--------------|----------|
| IEC                         | UL           | CSA          | EN 50019 |
| 125                         | 300          | 300          |          |
| 8                           | 10           | 10           |          |
| 1.5                         | AWG 26... 14 | AWG 24... 16 |          |
|                             |              | 3 / 3        |          |
|                             |              | A1 / V2      |          |

| IEC 60947-7-1 / VDE 41611-4 |              |              |          |
|-----------------------------|--------------|--------------|----------|
| IEC                         | UL           | CSA          | EN 50019 |
| 250                         | 300          | 300          |          |
| 10                          | 10           | 10           |          |
| 4                           | AWG 26... 14 | AWG 24... 12 |          |
|                             |              | 4 / 3        |          |
|                             |              | A3 / V2      |          |

| Clampable conductors (H05V/H07V)         |                 |
|--|-----------------|
| Solid / stranded                         | mm <sup>2</sup> |
| Flexible / flexible w. wire end ferrule  | mm <sup>2</sup> |
| Tightening torque range (clamping screw) | Nm              |
| Stripping length / blade size            | mm / -          |

| Rated connection      |  | Additional connection |  |
|-----------------------|--|-----------------------|--|
| 0.5...2.5 / 1.5       |  |                       |  |
| 0.5...1.5 / 0.5...1.5 |  |                       |  |
| 0.4...0.6 (M 2.5)     |  |                       |  |
| 7 / 3.0 x 0.5         |  |                       |  |

| Rated connection    |  | Additional connection |  |
|---------------------|--|-----------------------|--|
| 0.5...4 / 1.5...4   |  |                       |  |
| 0.5...4 / 0.5...2.5 |  |                       |  |
| 0.6...0.8 (M 3)     |  |                       |  |
| 8 / 3.5 x 0.6       |  |                       |  |

| 2 clampable conductors of equal cross-section |                 |
|---|-----------------|
| Solid / stranded                              | mm <sup>2</sup> |
| Flexible / flexible w. wire end ferrule       | mm <sup>2</sup> |

| Information |
|-------------|
|             |

## Order data

| Version          |  |
|------------------|--|
| right            |  |
| horizontal right |  |
| vertical right   |  |
| 2 x vertical     |  |
| left             |  |
| vertical left    |  |

| Type           | Qty. | Order No.  |
|----------------|------|------------|
| AKZ 1.5 SW 1X1 | 100  | 0357960000 |
|                |      |            |
|                |      |            |
|                |      |            |
|                |      |            |

| Type         | Qty. | Order No.  |
|--------------|------|------------|
| AKZ 4 SW 1X1 | 100  | 0445860000 |
|              |      |            |
|              |      |            |
|              |      |            |
|              |      |            |

| Information |
|-------------|
|             |

## Accessories

| Cross-connection output-side (screwable) |  |
|--|--|
|  |  |
| 2-pole                                   |  |
| 3-pole                                   |  |
| 4-pole                                   |  |
| 10-pole                                  |  |

| Type        | Current [A] | Qty. | Order No.  |
|-------------|-------------|------|------------|
| Q 2 AKZ1.5  | 24          | 50   | 0368200000 |
| Q 3 AKZ1.5  | 24          | 50   | 0368300000 |
| Q 4 AKZ1.5  | 24          | 50   | 0368400000 |
| Q 10 AKZ1.5 | 24          | 20   | 0368500000 |

| Type      | Current [A] | Qty. | Order No.  |
|-----------|-------------|------|------------|
| Q 2 AKZ4  | 32          | 50   | 0336400000 |
| Q 3 AKZ4  | 32          | 50   | 0336500000 |
| Q 4 AKZ4  | 32          | 50   | 0336600000 |
| Q 10 AKZ4 | 32          | 20   | 0368600000 |

| End plate / partition |  |
|-----------------------|--|
| End plate             |  |
| End plate blue        |  |
| Partition             |  |
| Partition             |  |
| Partition disc        |  |

| Type      | Current [A] | Qty. | Order No.  |
|-----------|-------------|------|------------|
| AP AKZ1.5 | 1.5         | 50   | 0340560000 |
|           |             |      |            |
|           |             |      |            |
|           |             |      |            |
|           |             |      |            |

| Type    | Current [A] | Qty. | Order No.  |
|---------|-------------|------|------------|
| AP AKZ4 | 1.5         | 20   | 0294460000 |
|         |             |      |            |
|         |             |      |            |
|         |             |      |            |
|         |             |      |            |

| External cross-connection |  |
|---------------------------|--|
| 2-pole                    |  |
| 3-pole                    |  |
| 4-pole                    |  |

| Width [mm] |  |
|------------|--|
|            |  |
|            |  |
|            |  |

| Width [mm] |  |
|------------|--|
|            |  |
|            |  |
|            |  |

| Cover            |  |
|------------------|--|
| Cover            |  |
| Plombierschraube |  |

| Cover |  |
|-------|--|
|       |  |
|       |  |

| Cover |  |
|-------|--|
|       |  |
|       |  |

| Testing/Checking      |     |
|-----------------------|-----|
| for testing           | PS  |
| wired terminal strips | StB |

| Type                    | Qty. | Order No.  |
|-------------------------|------|------------|
| PS 2.3 RT               | 20   | 0180400000 |
| STB 8.5/D4/2.3/M2.5 AKZ | 50   | 0215700000 |

| Type                    | Qty. | Order No.  |
|-------------------------|------|------------|
| PS 2.3 RT               | 20   | 0180400000 |
| STB 8.5/D4/2.3/M2.5 AKZ | 50   | 0215700000 |

| Marking systems |  |
|-----------------|--|
| DEK 5           |  |

| Marking systems |  |
|-----------------|--|
|                 |  |


| Marking systems |  |
|-----------------|--|
| DEK 6           |  |

For detailed information on other accessories and applications see "Accessories"

# Mini modular terminals

**AKZ 2.5K**

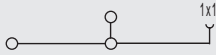
**2.5 mm<sup>2</sup>**



5 x 29 x 46

8 / 5.3

0.13 ... 5.3



| IEC | UL           | CSA          | EN 50019 |
|-----|--------------|--------------|----------|
| 250 | 300          | 300          |          |
| 8   | 10           | 10           |          |
| 2.5 | AWG 22... 12 | AWG 26... 10 |          |
|     | 4 / 3        |              |          |
|     | A2 / V2      |              |          |



| Rated connection      | Additional connection |
|-----------------------|-----------------------|
| 0.5...2.5 / 1.5...2.5 |                       |
| 0.5...2.5 / 0.5...2.5 |                       |
| 0.4...0.6 (M 2.5)     |                       |
| 7 / 3.0 x 0.5         |                       |

| Type                 | Qty. | Order No.  |
|----------------------|------|------------|
| AKZ 2.5 K SW U/V 1X1 | 100  | 0108960000 |

| Type       | Current [A] | Qty. | Order No.  |
|------------|-------------|------|------------|
| AP AKZ2.5K | 3           | 50   | 0697260000 |
| TW AKZ2.5  | 0.5         | 20   | 0318560000 |

| Width [mm]              |    |            |  |
|-------------------------|----|------------|--|
| PS 2.3 RT               | 20 | 0180400000 |  |
| STB 8.5/D4/2.3/M2.5 AKZ | 50 | 0215700000 |  |

DEK 5





# Content

|  |
|--|
|  |
|--|

| For direct mounting             |           |
|---------------------------------|-----------|
| Screw connection                | F.2 - F.5 |
| Screw connection, ATEX approval | F.6 - F.7 |

# For direct mounting



## Screw connection

**MK 2/12**

**2.5 mm<sup>2</sup>**

**MK 3/2 ... 12**

**2.5 mm<sup>2</sup>**



Width x height / ø fixing hole mm  
(length and mounting size: see order data)  
Max. clamping range mm<sup>2</sup>

**15.0 x 15.0 / 3.20**

**15.0 x 16.1 / 3.45**

**0.21 ... 4.0**

**0.21 ... 4.0**

### Technical data

| Rating data   |                 |
|---|-----------------|
| Rated voltage   | V               |
| Rated current   | A               |
| Rated cross-section                                       | mm <sup>2</sup> |
| Rated surge voltage / pollution severity                  | kV/-            |
| Plug gauge acc. to IEC 60-947-1/ flammability class UL 94 |                 |
| Approvals   |                 |

IEC-60-947-7-1

|   | IEC | UL         | CSA        |
|---|-----|------------|------------|
| Rated voltage   | 125 | 300        | 300        |
| Rated current   | 24  | 10         | 10         |
| Rated cross-section                                       | 2.5 | 24..12 AWG | 24..12 AWG |
| Rated surge voltage / pollution severity                  |     | 2.5 / 3    |            |
| Plug gauge acc. to IEC 60-947-1/ flammability class UL 94 |     | A2 / V2    |            |

IEC-60-947-7-1

|   | IEC | UL         | CSA        |
|---|-----|------------|------------|
| Rated voltage   | 400 | 300        | 300        |
| Rated current   | 24  | 25         | 25         |
| Rated cross-section                                       | 2.5 | 22..12 AWG | 22..12 AWG |
| Rated surge voltage / pollution severity                  |     | 6 / 3      |            |
| Plug gauge acc. to IEC 60-947-1/ flammability class UL 94 |     | A2 / 5VA   |            |



### Clamping conductor H05V/H07V

|  |                 |
|--|-----------------|
| Solid / stranded                               | mm <sup>2</sup> |
| Flexible / flexible with wire end ferrules     | mm <sup>2</sup> |
| Tightening torque range                        | Nm              |
| Stripping length / clamping screw / blade size | mm              |

|                             |
|-----------------------------|
| 0.5...4 / 1.5...2.5         |
| 0.5...2.5 / 0.5...1.5       |
| 0.4...0.45                  |
| 5 mm / M 2.5 / 3.5 x 0.6 mm |

|                             |
|-----------------------------|
| 0.5...4 / 1.5...2.5         |
| 0.5...2.5 / 0.5...1.5       |
| 0.4...0.45                  |
| 5 mm / M 2.5 / 3.5 x 0.6 mm |

### Notes

### Order data

| Version | Type    | Length/mounting size mm | Qty | Order no.  |
|---------|---------|-------------------------|-----|------------|
| 2-pole  |         |                         |     |            |
| 3-pole  |         |                         |     |            |
| 4-pole  |         |                         |     |            |
| 5-pole  |         |                         |     |            |
| 6-pole  |         |                         |     |            |
| 7-pole  |         |                         |     |            |
| 8-pole  |         |                         |     |            |
| 9-pole  |         |                         |     |            |
| 10-pole |         |                         |     |            |
| 12-pole | MK 2/12 | 86.00 / 80.0            | 50  | 0241260000 |
| 14-pole |         |                         |     |            |
| 16-pole |         |                         |     |            |

| Type    | Length/mounting size mm | Qty | Order no.  |
|---------|-------------------------|-----|------------|
| MK 3/2  | 17.40 / 18.5            | 100 | 0273820000 |
| MK 3/3  | 26.50 / 18.5            | 50  | 0273920000 |
| MK 3/4  | 35.75 / 18.5            | 50  | 0274020000 |
| MK 3/5  | 45.00 / 18.5            | 50  | 0274120000 |
| MK 3/6  | 54.25 / 37.0            | 50  | 0274220000 |
| MK 3/7  | 63.50 / 37.0            | 50  | 0274320000 |
| MK 3/8  | 72.75 / 55.5            | 25  | 0274420000 |
| MK 3/9  | 82.00 / 55.5            | 25  | 0274520000 |
| MK 3/10 | 91.25 / 74.0            | 20  | 0274620000 |
| MK 3/12 | 110.00 / 92.5           | 20  | 0243520000 |

| Type    | Length/mounting size mm | Qty | Order no.  |
|---------|-------------------------|-----|------------|
| MK 3/2  | 17.40 / 18.5            | 100 | 0273820000 |
| MK 3/3  | 26.50 / 18.5            | 50  | 0273920000 |
| MK 3/4  | 35.75 / 18.5            | 50  | 0274020000 |
| MK 3/5  | 45.00 / 18.5            | 50  | 0274120000 |
| MK 3/6  | 54.25 / 37.0            | 50  | 0274220000 |
| MK 3/7  | 63.50 / 37.0            | 50  | 0274320000 |
| MK 3/8  | 72.75 / 55.5            | 25  | 0274420000 |
| MK 3/9  | 82.00 / 55.5            | 25  | 0274520000 |
| MK 3/10 | 91.25 / 74.0            | 20  | 0274620000 |
| MK 3/12 | 110.00 / 92.5           | 20  | 0243520000 |

### Notes

### Accessories

| Split rivet | Type | Qty | Order no.  |
|-------------|------|-----|------------|
|             | SN   | 500 | 0200100000 |

| Solder bar | Type    | Qty | Order no.  |
|------------|---------|-----|------------|
|            | MF 2/12 |     | 0241760000 |

| Tag strip   | Type              | Qty | Order no.  |
|-------------|-------------------|-----|------------|
| printed     | BSTb 28/12 bottom | 50  | 0245700000 |
|             | BSTb 28/12 top    | 50  | 0278500000 |
| not printed | BSTo 28/12        | 50  | 0245600000 |

| Type       | Qty | Order no.  |
|------------|-----|------------|
| BSTb 28/12 | 50  | 0245900000 |
| BSTb 28/8  | 50  | 0290200000 |
| BSTb 28/6  | 50  | 0290000000 |
| BSTb 28/4  | 50  | 0289800000 |
| BSTo 28/12 | 50  | 0245800000 |
| BSTo 28/8  | 50  | 0284700000 |
| BSTo 28/6  | 50  | 0289500000 |
| BSTo 28/4  | 50  | 0289300000 |

| Type       | Qty | Order no.  |
|------------|-----|------------|
| BSTb 28/12 | 50  | 0245900000 |
| BSTb 28/8  | 50  | 0290200000 |
| BSTb 28/6  | 50  | 0290000000 |
| BSTb 28/4  | 50  | 0289800000 |
| BSTo 28/12 | 50  | 0245800000 |
| BSTo 28/8  | 50  | 0284700000 |
| BSTo 28/6  | 50  | 0289500000 |
| BSTo 28/4  | 50  | 0289300000 |



# For direct mounting

**MK 4/16**

**2.5 mm<sup>2</sup>**

**MK 6/2 ... 6/6**

**6.0 mm<sup>2</sup>**

**MK 10/14**

**2.5 mm<sup>2</sup>**



**17.0 x 16.0 / 3.40**

**0.21 ... 4.0**

IEC-60-947-7-1

| IEC      | UL          | CSA         |
|----------|-------------|-------------|
| 400      | 150         | 150         |
| 24       | 20          | 15          |
| 2.5      | 22...12 AWG | 22...12 AWG |
| 6 / 3    |             |             |
| A2 / 5VA |             |             |



0.5...4 / 1.5...2.5

0.5...2.5 / 0.5...1.5

0.4...0.45

8 mm / M 2.5 / 3.5 x 0.6 mm

**23 x 22 / 3.4**

**0.33 ... 6.0**

IEC-60-947-7-1

| IEC     | UL          | CSA         |
|---------|-------------|-------------|
| 690     | 300         | 300         |
| 41.0    | 30          | 40          |
| 6.0     | 22...10 AWG | 22...10 AWG |
| 8 / 3   |             |             |
| A3 / V2 |             |             |



0.5...6 / 1.5...6

0.5...6 / 0.5...4

1.2...2.0

9 mm / M 4 / 4.0 x 0.8 mm

**13.5 x 12 / 3.1**

**0.21 ... 4.0**

IEC-60-947-7-1

| IEC     | UL          | CSA         |
|---------|-------------|-------------|
| 125     | 150         | 300         |
| 24      | 25          | 10          |
| 2.5     | 22...12 AWG | 24...12 AWG |
| 2.5 / 3 |             |             |
| A2 / V2 |             |             |



0.5...4 / 1.5...2.5

0.5...2.5 / 0.5...1.5

0.4...0.45

6 mm / M 2.5 / 3.5 x 0.6 mm

Mounted by gluing or with M3x12 screws. Through the empty terminal point chamber

| Type    | Length/mounting size mm | Qty | Order no.  |
|---------|-------------------------|-----|------------|
| MK 4/16 | 103.00 / 85.5           | 20  | 0244220000 |

| Type   | Length/mounting size mm | Qty | Order no.  |
|--------|-------------------------|-----|------------|
| MK 6/2 | 23.5 / -                | 50  | 0620420000 |
| MK 6/3 | 36.5 / 13.0             | 50  | 0620320000 |
| MK 6/4 | 49.5 / 26.0             | 20  | 0620220000 |
| MK 6/6 | 75.5 / 52.0             | 20  | 0620120000 |

| Type     | Length/mounting size mm | Qty | Order no.  |
|----------|-------------------------|-----|------------|
| MK 10/14 | 88.5 / -                | 20  | 0370160000 |

Other pole numbers available on request

| Type              | Qty | Order no.  |
|-------------------|-----|------------|
| BSTb 28/16 bottom | 50  | 0262200000 |
| BSTb 28/16 top    | 50  | 0278700000 |
| BSTo 28/16        | 50  | 0262100000 |

| Type      | Qty | Order no.  |
|-----------|-----|------------|
| BSTb 28/6 | 50  | 0304600000 |

| Type | Qty | Order no. |
|------|-----|-----------|
|------|-----|-----------|

# For direct mounting

## Screw connection

**MK 5/2 o. DE**

**2.5 mm<sup>2</sup>**

**KS 2 ... 10**

**2.5 mm<sup>2</sup>**



Width x height / ø fixing hole mm  
(length and mounting size: see order data)  
Max. clamping range mm<sup>2</sup>

**18.0 x 14.2 / 4.2**

**25.0 x 17.5 / 4.2**

**0.21 ... 4.0**

**0.21 ... 4.0**

### Technical data

#### Rating data

|   |                 |
|---|-----------------|
| Rated voltage   | V               |
| Rated current   | A               |
| Rated cross-section                                       | mm <sup>2</sup> |
| Rated surge voltage / pollution severity                  | kV/-            |
| Plug gauge acc. to IEC 60-947-1/ flammability class UL 94 |                 |
| Approvals   |                 |

|   | IEC       | UL | CSA |
|---|-----------|----|-----|
| Rated voltage   | 500       |    |     |
| Rated current   | 24        |    |     |
| Rated cross-section                                       | 2.5       |    |     |
| Rated surge voltage / pollution severity                  | 6 / 3     |    |     |
| Plug gauge acc. to IEC 60-947-1/ flammability class UL 94 | A2 / 5 VA |    |     |

|   | IEC | UL          | CSA         |
|---|-----|-------------|-------------|
| Rated voltage   | 500 | 300         | 300         |
| Rated current   | 24  | 20          | 25          |
| Rated cross-section                                       | 2.5 | 22...12 AWG | 24...12 AWG |
| Rated surge voltage / pollution severity                  |     | 6 / 3       |             |
| Plug gauge acc. to IEC 60-947-1/ flammability class UL 94 |     | A2 / 5VA    |             |



#### Clamping conductor H05V/H07V

|  |                 |
|--|-----------------|
| Solid / stranded                               | mm <sup>2</sup> |
| Flexible / flexible with wire end ferrules     | mm <sup>2</sup> |
| Tightening torque range                        | Nm              |
| Stripping length / clamping screw / blade size | mm              |

|  |                             |
|--|-----------------------------|
| Solid / stranded                               | 0.5...4 / 1.5...2.5         |
| Flexible / flexible with wire end ferrules     | 0.5...2.5 / 0.5...1.5       |
| Tightening torque range                        | 0.4...0.45                  |
| Stripping length / clamping screw / blade size | 5 mm / M 2.5 / 3.5 x 0.6 mm |

|  |                           |
|--|---------------------------|
| Solid / stranded                               | 0.5...4 / 1.5...2.5       |
| Flexible / flexible with wire end ferrules     | 0.5...2.5 / 0.5...1.5     |
| Tightening torque range                        | 0.5...0.7                 |
| Stripping length / clamping screw / blade size | 8 mm / M 3 / 4.0 x 0.8 mm |

#### Notes

### Order data

#### Version

|         |  |
|---------|--|
| 2-pole  |  |
| 3-pole  |  |
| 4-pole  |  |
| 5-pole  |  |
| 6-pole  |  |
| 7-pole  |  |
| 8-pole  |  |
| 9-pole  |  |
| 10-pole |  |
| 12-pole |  |
| 14-pole |  |
| 16-pole |  |

| Type   | Length/mounting size mm | Qty | Order no.  |
|--------|-------------------------|-----|------------|
| MK 5/2 | 40 / 32                 | 100 | 0243820000 |
|        |                         |     |            |
|        |                         |     |            |
|        |                         |     |            |
|        |                         |     |            |
|        |                         |     |            |
|        |                         |     |            |
|        |                         |     |            |
|        |                         |     |            |
|        |                         |     |            |
|        |                         |     |            |
|        |                         |     |            |
|        |                         |     |            |
|        |                         |     |            |
|        |                         |     |            |

| Type  | Length/mounting size mm | Qty | Order no.  |
|-------|-------------------------|-----|------------|
| KS 2  | 42 / 32                 | 100 | 0134420000 |
|       |                         |     |            |
| KS 4  | 66 / 56                 | 50  | 0140320000 |
|       |                         |     |            |
| KS 6  | 90 / 80                 | 50  | 0140620000 |
|       |                         |     |            |
|       |                         |     |            |
|       |                         |     |            |
| KS 10 | 138 / 128               | 20  | 0141620000 |
|       |                         |     |            |
|       |                         |     |            |
|       |                         |     |            |
|       |                         |     |            |
|       |                         |     |            |
|       |                         |     |            |
|       |                         |     |            |

#### Notes

### Accessories

#### Split rivet

| Type | Qty | Order no. |
|------|-----|-----------|
|      |     |           |
|      |     |           |
|      |     |           |
|      |     |           |
|      |     |           |
|      |     |           |
|      |     |           |
|      |     |           |
|      |     |           |
|      |     |           |
|      |     |           |
|      |     |           |
|      |     |           |
|      |     |           |
|      |     |           |

| Type | Qty | Order no. |
|------|-----|-----------|
|      |     |           |
|      |     |           |
|      |     |           |
|      |     |           |
|      |     |           |
|      |     |           |
|      |     |           |
|      |     |           |
|      |     |           |
|      |     |           |
|      |     |           |
|      |     |           |
|      |     |           |
|      |     |           |
|      |     |           |

#### Cover



|           |  |            |
|-----------|--|------------|
| D2 MK 5/2 |  | 0244060000 |
|-----------|--|------------|

|              |     |            |
|--------------|-----|------------|
| D2 KS2 TP    | 100 | 0134500000 |
| D4 KS4 TP    | 50  | 0140500000 |
| D6 KS6 TP    | 50  | 0140800000 |
| D10 KS 10 TP | 20  | 0141800000 |

#### Tag strip

printed


not printed

|         |    |            |
|---------|----|------------|
| ELsB 2  | 50 | 0143200000 |
| ELsB 4  | 50 | 0143300000 |
| ELsB 6  | 50 | 0143400000 |
| ELsB 10 | 50 | 0143500000 |
| ELsO 2  | 50 | 0142800000 |
| ELsO 4  | 50 | 0142900000 |
| ELsO 6  | 50 | 0143000000 |
| ELsO 10 | 50 | 0143100000 |

# For direct mounting

BK 2...12

4.0 mm<sup>2</sup>



22 x 20 / 3.40

0.33 ... 4.0

| IEC  | UL         | CSA        |
|------|------------|------------|
| 400  | 300        | 300        |
| 32.0 | 10         | 10         |
| 4.0  | 22..12 AWG | 22..12 AWG |
|      | 6 / 3      |            |
|      | A3 / 5VA   |            |



0.5...4 / 1.5...4

0.5...4 / 0.5...4

0.5...0.7

8 mm / M 3 / 4.0 x 0.8 mm

| Type     | Length/mounting size mm | Qty | Order no.  |
|----------|-------------------------|-----|------------|
| BK 2CRN  | 20 / -                  | 100 | 0624720000 |
| BK 3CRN  | 31 / 11.0               | 100 | 0624920000 |
| BK 4CRN  | 38 / 18.0               | 100 | 0625120000 |
| BK 6CRN  | 52 / 32.0               | 50  | 0625220000 |
| BK12 CRN | 92 / 72.5               | 25  | 0625320000 |

| Type       | Qty | Order no.  |
|------------|-----|------------|
| SN         | 500 | 0200100000 |
| BSTb 28/2  | 50  | 0203600000 |
| BSTb 28/3  | 50  | 0203800000 |
| BSTb 28/4  | 50  | 0197300000 |
| BSTb 28/6  | 50  | 0197500000 |
| BSTb 28/12 | 50  | 0198800000 |
| BSTo 28/2  | 50  | 0203500000 |
| BSTo 28/3  | 50  | 0203700000 |
| BSTo 28/4  | 50  | 0197200000 |
| BSTo 28/6  | 50  | 0197400000 |
| BSTo 28/12 | 50  | 0198700000 |

# For direct mounting

## Screw connection


ATEX approval

**BK 2...12/E**

**4.0 mm<sup>2</sup>**

**MK 3/2...12/E**

**2.5 mm<sup>2</sup>**



Width x height / ø fixing hole mm  
(length and mounting size: see order data)  
Max. clamping range mm<sup>2</sup>

**22 x 20 / 3.40**

**15 x 16.1 x 3.45**

**0.33 ... 4.0**

**0.21 ....4**

### Technical data

| Rating data   |                 |
|---|-----------------|
| Rated voltage   | V               |
| Rated current   | A               |
| Rated cross-section                                       | mm <sup>2</sup> |
| Rated surge voltage / pollution severity                  | kV/-            |
| Plug gauge acc. to IEC 60-947-1/ flammability class UL 94 |                 |
| Approvals   |                 |

| IEC      | UL          | CSA              | EN 50019 |
|----------|-------------|------------------|----------|
| 400      | 300         | 300              | 275      |
| 32.0     | 10          | 10               | 21       |
| 4.0      | 22 ...2 AWG | 22 ...12 AWG     | 4.0      |
| 6 / 3    |             |                  |          |
| A3 / 5VA |             |                  |          |
|          |             | SIRA 01ATEX3274U |          |

| IEC      | UL           | CSA              | EN 50019 |
|----------|--------------|------------------|----------|
| 400      | 300          | 300              | 275      |
| 24       | 25           | 25               | 15       |
| 2.5      | 22 ...12 AWG | 22 ...12 AWG     | 2.5      |
| 6 / 3    |              |                  |          |
| A2 / 5VA |              |                  |          |
|          |              | SIRA 01ATEX3248U |          |

| Clamping conductor H05V/H07V                   |                 |
|--|-----------------|
| Solid / stranded                               | mm <sup>2</sup> |
| Flexible / flexible with wire end ferrules     | mm <sup>2</sup> |
| Tightening torque range                        | Nm              |
| Stripping length / clamping screw / blade size | mm              |

|                           |
|---------------------------|
| 0.5...4 / 1.5...4         |
| 0.5...4 / 0.5...4         |
| 0.5...0.7                 |
| 8 mm / M 3 / 4.0 x 0.8 mm |

|                           |
|---------------------------|
| 0.5...4 / 1.5...2.5       |
| 0.5...2.5/ 0.5...1.5      |
| 0.4...0.6                 |
| 5 mm / M 2.5/ 3.5x 0.6 mm |

Notes

### Order data

| Version | Type    | Length/mounting size mm | Qty | Order no.         |
|---------|---------|-------------------------|-----|-------------------|
| 2-pole  | BK 2/E  | 20 / -                  | 100 | <b>7906040000</b> |
| 3-pole  | BK 3/E  | 31 / 11.0               | 100 | <b>7906060000</b> |
| 4-pole  | BK 4/E  | 38 / 18.0               | 100 | <b>7906080000</b> |
| 5-pole  |         |                         |     |                   |
| 6-pole  | BK 6/E  | 52 / 32.0               | 50  | <b>7906090000</b> |
| 7-pole  |         |                         |     |                   |
| 8-pole  |         |                         |     |                   |
| 9-pole  |         |                         |     |                   |
| 10-pole |         |                         |     |                   |
| 11-pole |         |                         |     |                   |
| 12-pole | BK 12/E | 92 / 72.5               | 25  | <b>7906100000</b> |

| Version | Type      | Length/mounting size mm | Qty | Order no.         |
|---------|-----------|-------------------------|-----|-------------------|
| 2-pole  | MK 3/2/E  | 17.40 / 18.50           | 100 | <b>7906110000</b> |
| 3-pole  | MK 3/3 E  | 26.50 / 18.50           | 100 | <b>7906120000</b> |
| 4-pole  | MK 3/4/E  | 35.75 / 18.50           | 50  | <b>7906130000</b> |
| 5-pole  | MK 3/5/E  | 45.00 / 18.50           | 50  | <b>7906140000</b> |
| 6-pole  | MK 3/6/E  | 54.25 / 37.00           | 50  | <b>7906150000</b> |
| 7-pole  | MK 3/7/E  | 63.50 / 37.00           | 25  | <b>7906160000</b> |
| 8-pole  | MK 3/8/E  | 72.75 / 55.50           | 25  | <b>7906170000</b> |
| 9-pole  | MK 3/9/E  | 82.00 / 55.50           | 25  | <b>7906180000</b> |
| 10-pole | MK 3/10/E | 91.25 / 74.00           | 25  | <b>7906190000</b> |
| 11-pole | MK 3/11/E | 100.50 / 74.00          | 25  | <b>7906200000</b> |
| 12-pole | MK 3/12/E | 110.00 / 92.50          | 25  | <b>7906210000</b> |

Notes

### Accessories

| Split rivet | Type | Qty | Order no.         |
|-------------|------|-----|-------------------|
|             | SN   | 500 | <b>0200100000</b> |

| Tag strip  | Type        | Qty       | Order no.         |
|------------|-------------|-----------|-------------------|
| printed    | BSTb 28/2   | 50        | <b>0203600000</b> |
|            | BSTb 28/3   | 50        | <b>0203800000</b> |
|            | BSTb 28/4   | 50        | <b>0197300000</b> |
|            | BSTb 28/6   | 50        | <b>0197500000</b> |
|            | BSTb 28/12  | 50        | <b>0198800000</b> |
|            | not printed | BSTo 28/2 | 50                |
| BSTo 28/3  |             | 50        | <b>0203700000</b> |
| BSTo 28/4  |             | 50        | <b>0197200000</b> |
| BSTo 28/6  |             | 50        | <b>0197400000</b> |
| BSTo 28/12 |             | 50        | <b>0198700000</b> |

| Type | Qty | Order no. |
|------|-----|-----------|
|      |     |           |

## For direct mounting

MK 6/2 ... 6/E

6.0 mm<sup>2</sup>



23 x 22 / 3.40

0.21 ... 6

| IEC     | UL         | CSA        | EN 50019 |
|---------|------------|------------|----------|
| 690     | 300        | 300        | 420      |
| 41.0    | 30         | 40         | 26       |
| 6.0     | 22..10 AWG | 22..10 AWG | 6.0      |
| 8 / 3   |            |            |          |
| A3 / V0 |            |            |          |



SIRA 01ATEX3249U

0.5...6 / 1.5...6

0.5...6 / 0.5...4

1.2...2.0

9 mm / M 4 / 4.0 x 0.8 mm

| Type     | Length/mounting size mm | Qty | Order no.  |
|----------|-------------------------|-----|------------|
| MK 6/2/E | 23.50 / -               | 50  | 7906220000 |
| MK 6/3/E | 36.50 / 13.00           | 50  | 7906230000 |
| MK 6/4/E | 49.50 / 26.00           | 20  | 7906240000 |
| MK 6/5/E | 62.50 / 26.00           | 20  | 7906250000 |
| MK 6/6/E | 75.50 / 52.00           | 20  | 7906260000 |

| Type      | Qty | Order no.  |
|-----------|-----|------------|
| BSTb 28/6 | 50  | 0304600000 |



# Content



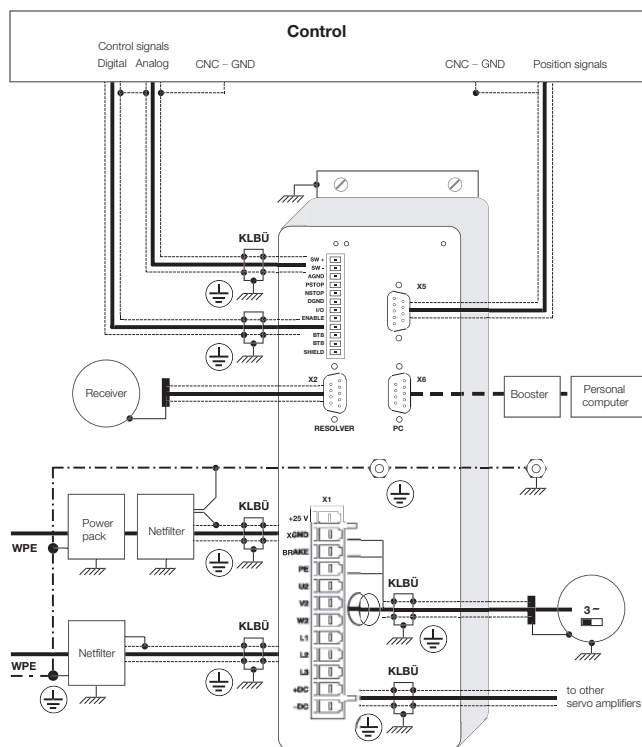
|   |           |
|---|-----------|
| <b>Overview</b>                         |           |
|   | G.2 - G.3 |
| <b>For 10 x 3 mm busbars</b>            |           |
| Clamping yoke                           | G.4 - G.5 |
| Busbarholders                           | G.6 - G.7 |
| <b>Mounting directly on metal plate</b> |           |
| Clamping yoke                           | G.8       |
| Busbar holder, Spacer                   | G.9       |
| <b>Mounting on TS 35</b>                |           |
| FM 4-foot / Clamping yoke holder        | G.10      |
| <b>For C-profiles</b>                   |           |
| Clamping yoke                           | G.11      |

## The theoretical concept

Part 1 of the VDE 0133 standard specifies the required equipotential bonding for the electrical components of a machine. The aim is to prevent any undesirable consequences occurring as a result of electrostatic, electromagnetic and mains faults.

The following measures serve this purpose:

- Using filters and delay devices.
- Dividing reference potential into “dirty” and “clean”.
- Neutral earthing of all reference potential with large cross-section (> 6 mm<sup>2</sup>).
- Keeping all bonding leads as short as possible.
- Routing all connections parallel to the bonding surface.
- Using screened lines and, if possible, earthing the shield at both ends.
- Isolating and screening switchgear and components susceptible to interference.



## G

## Overview of the available KLBÜs


For busbars  
10 x 3

For direct mounting

For C-profiles

For TS 35  
insulating/conducting

Clip-on for  
10 x 3 busbar





## In detail

### Compression spring

To ensure both simple handling and proper connection, with permanent contact pressure as a result of the spring effect

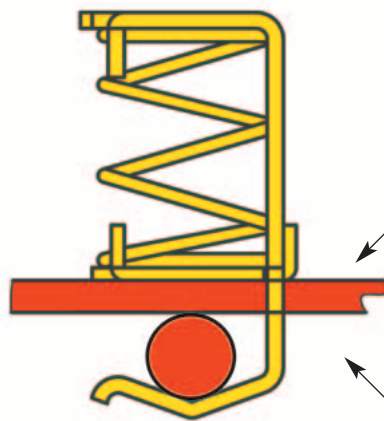


### No extra tools necessary

Simply **swivel onto the busbar by hand** – retrospectively if necessary

### Full range

For conductors from 2 to 37 mm diameter



### Reliable contact

Changes in diameter (flow) of the conductor compensated for by the elastic behaviour of the clamping yoke for flexible adjustment to the cable diameter



### Many options available

Weidmüller offers a wide range of different fastenings for mounting shield connection terminals


## For 10 x 3 mm busbars

### Clamping yoke

Cable fastened against the busbar from below




KLBÜ 2x2-6



KLBÜ 3-8



KLBÜ 4-13.5



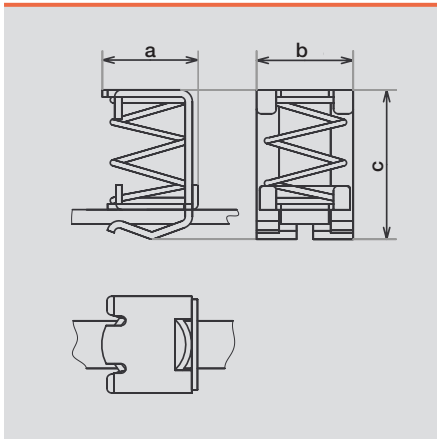
KLBÜ 10-20




KLBÜ 15 - 32

G

### KLBÜ



Marking on the product: 

Marking EN 50019:  EEx e II

Marking EX-RL 94/9/EC: II 2 G D

EC type testing certificate: DMT 02 ATEX E 024 U

### Order data

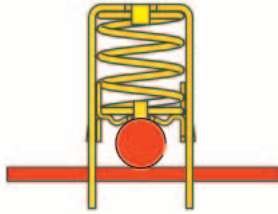
| Type          | for cable diameter | Dimensions (a x b x c) mm | Qty | Order no.  |
|---------------|--------------------|---------------------------|-----|------------|
| KLBÜ 2 x 2-6  | 2.0 ... 6.0 mm     | 15.0 x 18.0 x 24.0        | 10  | 1675350000 |
| KLBÜ 3-8      | 3.0 ... 8.0 mm     | 13.0 x 18.0 x 26.0        | 10  | 1600480000 |
| KLBÜ 4 x 13.5 | 4.0 ... 13.5 mm    | 20.0 x 20.5 x 31.5        | 10  | 1592810000 |
| KLBÜ 10-20    | 10.0 ... 20.0 mm   | 25.0 x 26.0 x 40.0        | 10  | 1600490000 |
| KLBÜ 15-32    | 15.0 ... 32.0 mm   | 36.0 x 32.0 x 63.9        | 10  | 1716300000 |

| 10 x 3 mm busbars         | Length    | Material   | Qty | Order no.  |
|---------------------------|-----------|------------|-----|------------|
| SSch 10x3x1000 Cu, Sn, Pb | 1000.0 mm | Cu, Sn, Pb | 1   | 0348900000 |
| SSch 10x3x1000 Fe, Zn, 8B | 1000.0 mm | Fe, Zn, 8B | 1   | 1746130000 |

## For 10 x 3 mm busbars

### Clamping yoke

Cable fastened onto the busbar from above



KLBÜ CO 1



KLBÜ CO 2



KLBÜ CO 3

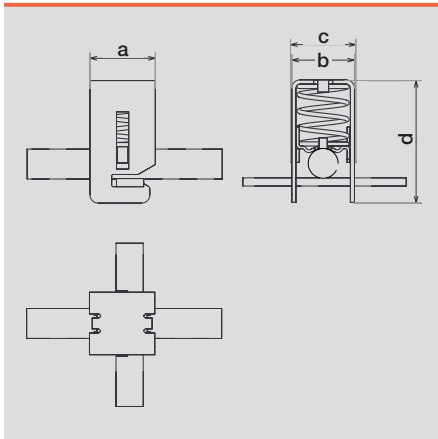



KLBÜ CO 4



KLBÜ CO 5

### KLBÜ CO



Marking on the product: 

Marking EN 50019:  EEx e II

Marking EX-RL 94/9/EC: II 2 G D

EC type testing certificate: DMT 02 ATEX E 024 U

### Order data

| Type      | for cable diameter | Dimensions (a x b x c x d) mm | Qty | Order no.  |
|-----------|--------------------|-------------------------------|-----|------------|
| KLBÜ CO 1 | 3.0 ... 10.0 mm    | 18.0 x 12.0 x 13.2 x 32.0     | 10  | 1753311001 |
| KLBÜ CO 2 | 4.0 ... 15.0 mm    | 18.0 x 20.0 x 21.1 x 41.6     | 10  | 1752131001 |
| KLBÜ CO 3 | 10.0 ... 20.0 mm   | 25.0 x 23.0 x 24.0 x 45.0     | 10  | 1749151001 |
| KLBÜ CO 4 | 15.0 ... 28.0 mm   | 25.0 x 31.0 x 32.0 x 56.0     | 10  | 1749161001 |
| KLBÜ CO 5 | 20.0 ... 37.0 mm   | 32.0 x 40.0 x 42.7 x 64.5     | 10  | 1755081001 |

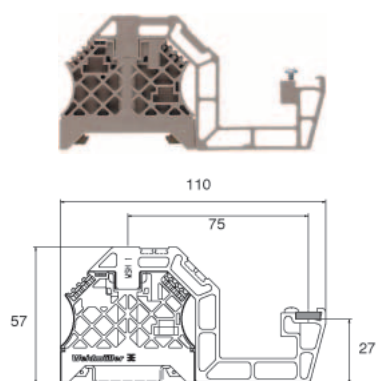
| 10 x 3 mm busbars         | Length    | Material   | Qty | Order no.  |
|---------------------------|-----------|------------|-----|------------|
| SSch 10x3x1000 Cu, Sn, Pb | 1000.0 mm | Cu, Sn, Pb | 1   | 0348900000 |
| SSch 10x3x1000 Fe, Zn, 8B | 1000.0 mm | Fe, Zn, 8B | 1   | 1746130000 |

# For 10 x 3 mm busbars

## Busbar holders

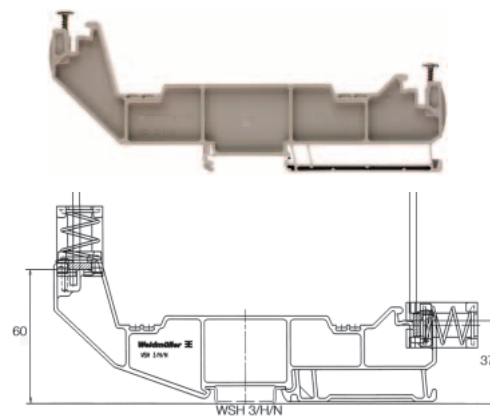
Insulated mounting on TS 35

### Type WSH 1

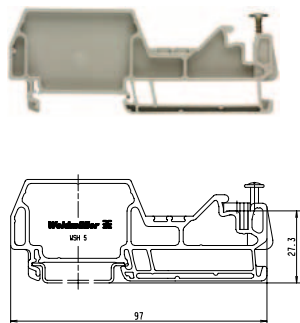


Horizontal mounting only

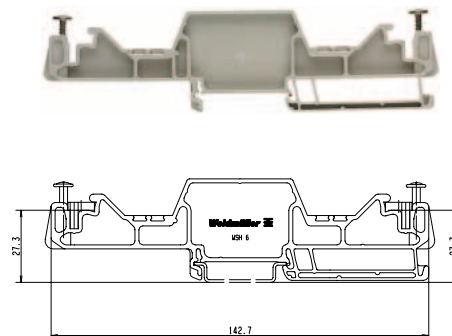
### Type WSH 3/H/N



### Type WSH 5



### Typ WSH 6



## WSH

## Order data

| Type      | Width  | Qty | Order no.  |
|-----------|--------|-----|------------|
| WSH 1     | 8.0 mm | 10  | 1068700000 |
| WSH 3/H/N | 8.0 mm | 10  | 1715970000 |
| WSH 5     | 8.0 mm | 10  | 1080100000 |
| WSH 6     | 8.0 mm | 10  | 1080200000 |

EC type testing certificate: DMT 02 ATEX E 024 U

| 10 x 3 mm busbars         | Length    | Material   | Qty | Order no.  |
|---------------------------|-----------|------------|-----|------------|
| SSch 10x3x1000 Cu, Sn, Pb | 1000.0 mm | Cu, Sn, Pb | 1   | 0348900000 |

## For 10 x 3 mm busbars

### Busbar holders

Conductive mounting on TS 35



**TS 35 Clip**  
BS 35/WSH 2




**Busbar connector**  
BFEH 1/WSH



**Angled rail**  
SMSE WSH U1MT


#### Installation example 1

- One busbar
- 2 x WSH 19 MT busbar holder set



#### Installation example 2

- Two busbars
- 2 x WSH 18 MT busbar holder set



### WSH

EC type testing certificate: DMT 02 ATEX E 024 U

### Order data

| TS 35 clip                |             | Dimensions (l x w x h) mm             | Qty              | Order no.  |            |
|---------------------------|-------------|---------------------------------------|------------------|------------|------------|
| BS 35/WSH 2               |             | 52.0 x 37.0 x 13.0                    | 10               | 1760720000 |            |
| Busbar connector          |             | Dimensions (l x w x h) mm             | Qty              | Order no.  |            |
| BFEH 1/WSH                |             | 20.0 x 31.0 x 13.5                    | 10               | 1082400000 |            |
| Angle rail                |             | Dimensions (l x w x h) mm             | Qty              | Order no.  |            |
| SMSE WSH U1MT             |             | 134.0 x 13.0 x 134.0                  | 10               | 1083900000 |            |
| Busbar holder sets        |             | Contents (parts loose in plastic bag) |                  |            |            |
|                           | BS 35/WSH 2 | BFEH 1/WSH                            | SMSE WSH U1MT    | Qty        | Order no.  |
| WSH 18 MT                 | 1 ea.       | 2 ea.                                 | 2 ea.            | 10         | 1083100000 |
| WSH 19 MT                 | 1 ea.       | 1 ea.                                 | 1 ea.            | 10         | 1083200000 |
| WSH 20 MT                 | 1 ea.       | 1 ea.                                 | 1 ea. (straight) | 10         | 1752950000 |
| 10 x 3 mm busbars         |             | Length                                | Material         | Qty        | Order no.  |
| SSch 10x3x1000 Cu, Sn, Pb |             | 1000.0 mm                             | Cu, Sn, Pb       | 1          | 0348900000 |
| SSch 10x3x1000 Fe, Zn, 8B |             | 1000.0 mm                             | Fe, Zn, 8B       | 1          | 1746130000 |

## Mounting directly on metal plate

### Clamping yoke



KLBÜ 3 - 8 SC



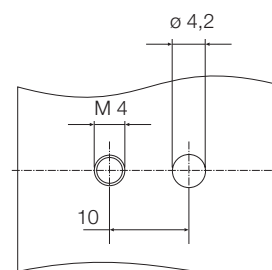
KLBÜ 4 - 13,5 SC



KLBÜ 10 - 20 SC



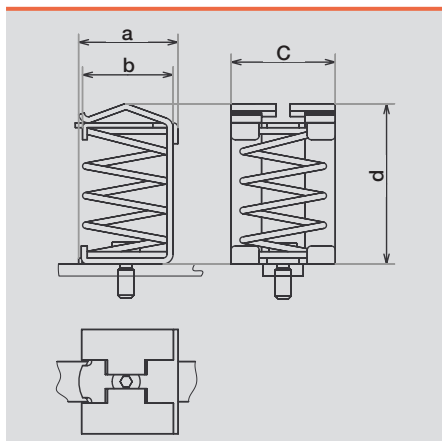
KLBÜ 15 - 32 SC



Drilling template KLBÜ 15 - 32 SC

G

### KLBÜ SC



Marking on the product:



Marking EN 50019:

EEx e II

Marking EX-RL 94/9/EC:

II 2 G D

EC type testing certificate: DMT 02 ATEX E 024 U

### Order data

| Type             | For cable diameter | Thread length | Dimensions (a x b x c x d) mm | Qty | Order no.  |
|------------------|--------------------|---------------|-------------------------------|-----|------------|
| KLBÜ 3 - 8 SC    | 3,0 ... 8,0 mm     | 5,65 mm       | 13,5 x 11,5 x 18,0 x 26,0     | 10  | 1692261001 |
| KLBÜ 4 - 13,5 SC | 4,0 ... 13,5 mm    | 5,30 mm       | 20,0 x 17,8 x 20,3 x 31,4     | 10  | 1712311001 |
| KLBÜ 10 - 20 SC  | 10,0 ... 20,0 mm   | 5,30 mm       | 24,8 x 23,0 x 26,0 x 40,0     | 10  | 1712321001 |
| KLBÜ 15 - 32 SC  | 15,0 ... 32,0 mm   | 4,80 mm       | 36,0 x 33,3 x 32,0 x 64,0     | 10  | 1718341001 |

### Operating tool

BTWZ KLBÜ

Qty

1

Order no.


1742630000



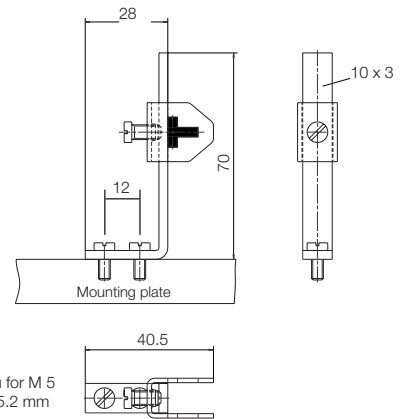
## Mounting directly on metal plate

### Busbar holder / Spacer


#### Busbar holder



Set (WSH 4 MT) consisting of:  
 - 1 busbar holder  
 - 1 busbar connector (BFEH 1/WSH)



#### Spacer



M6 outer and inner thread  
 (15 mm, 20 mm and 30 mm long)



### WSH 4 MT / SP

#### Order data

| Busbar holder | Qty | Order no.  |
|---------------|-----|------------|
| WSH 4 MT      | 10  | 1079900000 |

| Type           | Length | Qty | Order no.  |
|----------------|--------|-----|------------|
| SP 15 set of 2 | 15 mm  | 1   | 3896100000 |
| SP 20 set of 2 | 20 mm  | 1   | 3896200000 |
| SP 30 set of 2 | 30 mm  | 1   | 3896300000 |

EC type testing certificate: DMT 02 ATEX E 024 U

## Mounting on TS 35

### FM 4-foot / Clamping yoke holder





#### FM 4-foot



The KLBÜ SC clamping yokes (see page F.8) are screwed onto the **FM 4** foot.



#### Clamping yoke holder



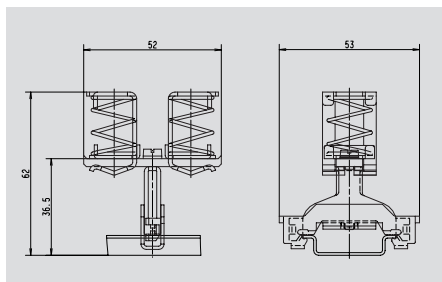
BS 35 II (without KLBÜ)    BS 35 II / KLBÜ 3 - 8    BS 35 II / KLBÜ 3-8 / 2x2-6

G



### FM 4 / BS 35 II

#### Order data

| FM 4-foot | Qty | Order no.  |
|-----------|-----|------------|
| FM 4      | 40  | 0687900000 |



| Clamping yoke               | For cable diameter              | Qty | Order no.  |
|-----------------------------|---------------------------------|-----|------------|
| BS 35 II                    | without KLBÜ                    | 10  | 1723800000 |
| BS 35 II / KLBÜ 3-8         | 3.0 ... 8.0 mm                  | 10  | 1723810000 |
| BS 35 II / KLBÜ 4-13.5      | 4.0 ... 13.5 mm                 | 10  | 1723820000 |
| BS 35 II / KLBÜ 3-8/2x2-6   | 3.0 ... 8.0 mm / 2.0 ... 6.0 mm | 10  | 1749430000 |
| BS 35 II / KLBÜ 2x3-8/2x2-6 | 3.0 ... 8.0 mm / 2.0 ... 6.0 mm | 10  | 1768020000 |

Marking on the product:   
 Marking EN 50019:  EEx e II  
 Marking EX-RL 94/9/EC: II 2 G D  
 EC type testing certificate: DMT 02 ATEX E 024 U



# For C-profiles

## Clamping yoke



KLBÜ 3 - 8 CPF



KLBÜ 4 - 13.5 CPF

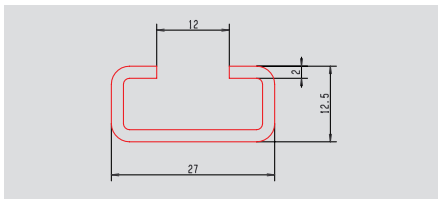
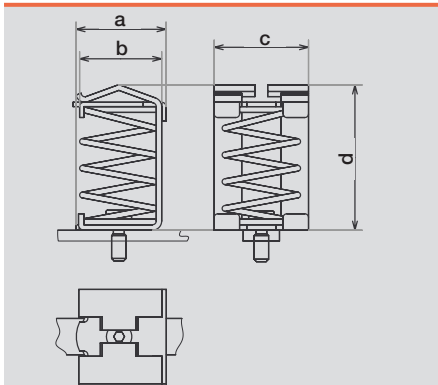


KLBÜ 10 - 20 CPF



KLBÜ 15 - 32 CPF


### KLBÜ CPF




### Order data

| Type              | For cable diameter | Dimensions (a x b x c x d) mm | Qty | Order no.  |
|-------------------|--------------------|-------------------------------|-----|------------|
| KLBÜ 3 - 8 CPF    | 3.0 ... 8.0 mm     | 13.5 x 11.5 x 18.0 x 26.0     | 10  | 1752681001 |
| KLBÜ 4 - 13.5 CPF | 4.0 ... 13.5 mm    | 20.0 x 17.8 x 20.3 x 31.4     | 10  | 1752691001 |
| KLBÜ 10 - 20 CPF  | 10.0 ... 20.0 mm   | 24.8 x 23.0 x 26.0 x 40.0     | 10  | 1752701001 |
| KLBÜ 15 - 32 CPF  | 15.0 ... 32.0 mm   | 36.0 x 33.3 x 32.0 x 64.0     | 10  | 1752711001 |

| C-rail                   | Qty  | Order no.  |
|--------------------------|------|------------|
| TS 27 x 12.5M / ST / FZN | 10 m | 1802690000 |

Marking on the product: 

Marking EN 50019:  EEx e II

Marking EX-RL 94/9/EC: II 2 G D

EC type testing certificate: DMT 02 ATEX E 024 U



# Content



## Busbar systems

|                                       |     |       |
|---------------------------------------|-----|-------|
| Busbars, Busbar holders               | H.2 | - H.3 |
| Tension clip, uninsulated / insulated | H.4 | - H.5 |

## Mounting rail system

|                                       |      |       |
|---------------------------------------|------|-------|
| Overview                              | H.6  | - H.7 |
| Mounting rails TS15, TS 32, TS 35     | H.8  | - H.9 |
| End holders                           | H.10 |       |
| Mounting rail supports, Mounting feet | H.11 |       |


# Busbar systems

## Busbars

In switchgears and controls, it may be necessary to bring the neutral conductor and the protective conductor together at a central point. Busbars are available for this purpose and can be used for connecting a large number of conductors in a confined space (up to 70 conductors on a 1 m busbar). The conductors are connected by means of a pressure piece or tension clamp; the former does not entail bending the eyelets. A guide lug on the pressure piece engages in the busbar and holds the pressure piece firmly so that it cannot twist. The tension clamps can be pushed on the busbar and adjusted to the entire wiring in the system. The busbars can be used unperforated in any lengths. They are fixed using the SH busbar holder which can, for longer busbars, also be positioned between the tension clamps.

## Tension clamps

(see page F.24 – F.25)




In order to bring together neutral conductors and protective conductors at a central point, it is advantageous to use ZB tension clamps together with 10 x 3 or 6 x 6 busbars. The tension clamps can be pushed onto the busbar and adjusted to the entire wiring in the system.

The tension clamp serves as the protective conductor connection and can be supplied with green/yellow insulating caps. These caps indicate the protective function and marking tags allow clear identification of each conductor.

If the tension clamps are used to connect neutral conductors, they can be marked with a blue insulating cap.

ZBE6 can also be swivelled onto the busbar retrospectively.

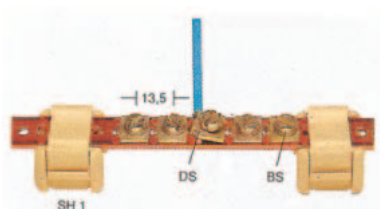
## Busbars, unperforated



### SSch

| Type      | Material           | Cross-section | Length | Current carrying capacity | Qty | Order no.  |
|-----------|--------------------|---------------|--------|---------------------------|-----|------------|
| SSch 10x3 | Copper, tin-plated | 10 x 3 mm     | 1 m    | 140 A                     | 1   | 0348900000 |
| SSch 10x3 | Steel, galvanised  | 10 x 3 mm     | 1 m    |                           | 1   | 0438000000 |
| SSch 10x3 | Brass, bright      | 10 x 3 mm     | 1 m    | 100 A                     | 1   | 0259800000 |
| SSch 6x6  | Copper, tin-plated | 6 x 6 mm      | 1 m    | 140 A                     | 1   | 0571300000 |
| SSch 6x6  | Brass, bright      | 6 x 6 mm      | 1 m    | 100 A                     | 1   | 0571200000 |
| SSch 15x6 | Copper, tin-plated | 15 x 6 mm     | 1 m    | 265 A                     | 1   | 0357400000 |

## Busbars, perforated



### NSch / ESch

| Type      | Material          | Cross-section | Length | Power Rating | Qty | Order no.  |
|-----------|-------------------|---------------|--------|--------------|-----|------------|
| NSch 15x2 | Copper, bright    | 15 x 2 mm     | 1 m    | 80 A         | 1   | 0280200000 |
| ESch 12x2 | Steel, galvanised | 12 x 2 mm     | 1 m    |              | 1   | 0280300000 |

| Pressure piece | Qty | Order no.  |
|----------------|-----|------------|
| DKSUE          | 100 | 0280100000 |
| Clamping screw | Qty | Order no.  |
| BFSC M5x8      | 100 | 0296700000 |

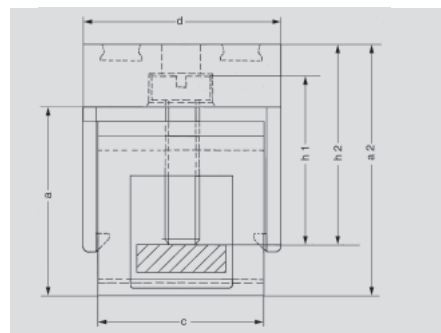
### Connection data NSch/ESch

|                             |                             |
|-----------------------------|-----------------------------|
| Screw connection solid      | 0.5 ... 2.5 mm <sup>2</sup> |
| Stripping length            | 9 mm                        |
| Cable lug connection        | max. 16 mm <sup>2</sup>     |
| Max. current per connection | 27 A                        |



# Busbar systems

## Clamping yoke, insulated



### For 10 x 3 mm busbars



Connection cross-section:  
 Solid 0.5 ... 6.0 mm<sup>2</sup>  
 Flexible 0.5 ... 4.0 mm<sup>2</sup>  
 Stranded -  
 Clamping screw M 3  
 Stripping length 16 mm

#### For swivelling on retrospectively



Connection cross-section:  
 Solid 1.0 ... 10 mm<sup>2</sup>  
 Flexible 1.5 ... 10 mm<sup>2</sup>  
 Stranded -  
 Clamping screw M 4  
 Stripping length 19 mm

#### Also for busbar 10 x 5 mm available



Connection cross-section:  
 Solid 1.5 ... 10 mm<sup>2</sup>  
 Flexible 2.5 ... 10 mm<sup>2</sup>  
 Stranded -  
 Clamping screw M 4  
 Stripping length 19 mm



Connection cross-section:  
 Solid 2.5 ... 16 mm<sup>2</sup>  
 Flexible 2.5 ... 16 mm<sup>2</sup>  
 Stranded 16 ... 25 mm<sup>2</sup>  
 Clamping screw M 4  
 Stripping length 16 mm



Connection cross-section:  
 Solid -  
 Flexible 16 ... 35 mm<sup>2</sup>  
 Stranded 16 ... 50 mm<sup>2</sup>  
 Clamping screw M 6  
 Stripping length 19 mm

### For 6 x 6 mm busbars



Connection cross-section:  
 Solid 0.5 ... 6.0 mm<sup>2</sup>  
 flexible 0.5 ... 4.0 mm<sup>2</sup>  
 Stranded -  
 Clamping screw M 3  
 Stripping length 16 mm



Connection cross-section:  
 Solid 2.5 ... 16 mm<sup>2</sup>  
 Flexible 2.5 ... 16 mm<sup>2</sup>  
 Stranded 16 ... 25 mm<sup>2</sup>  
 Clamping screw M 4  
 Stripping length 12 mm

### ZB / ZBE

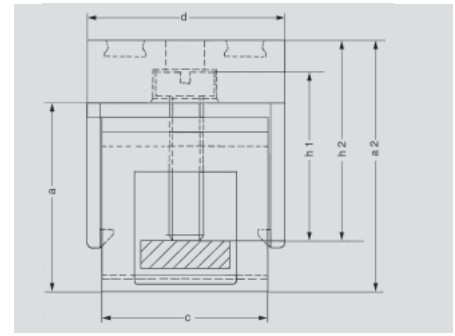
| Type           | Colour       | Dimensions [mm] |       |      | Qty | Order no.  |
|----------------|--------------|-----------------|-------|------|-----|------------|
|                |              | a               | width | c    |     |            |
| ZB 4, bright   | -            | 11.7            | 5.6   | 16.0 | 50  | 0316500000 |
| Insulating cap | Blue         |                 |       |      | 50  | 0475480000 |
| Insulating cap | Green/yellow |                 |       |      | 50  | 0475460000 |
| ZBE 6, bright  | -            | 19.5            | 8.2   | 19.5 | 50  | 0459500000 |
| Insulating cap | Blue         |                 |       |      | 50  | 0526080000 |
| Insulating cap | Green/yellow |                 |       |      | 50  | 0526060000 |
| ZB 10, bright  | -            | 19.5            | 8.2   | 19.5 | 50  | 1261300000 |
| ZB 16, bright  | -            | 17.0            | 10.0  | 16.0 | 50  | 0316600000 |
| Insulating cap | Blue         |                 |       |      | 50  | 0502980000 |
| Insulating cap | Green/yellow |                 |       |      | 50  | 0502960000 |
| ZB 35, bright  | -            | 21.0            | 14.4  | 18.4 | 20  | 0266500000 |
| Insulating cap | Blue         |                 |       |      | 50  | 0502780000 |
| Insulating cap | Green/yellow |                 |       |      | 50  | 0502760000 |

### ZB

| Type            | Colour       | Dimensions [mm] |       |      | Qty | Order no.  |
|-----------------|--------------|-----------------|-------|------|-----|------------|
|                 |              | a               | width | c    |     |            |
| ZB 4/6, bright  | -            | 14.7            | 5.6   | 12.5 | 50  | 0556700000 |
| Insulating cap  | Blue         |                 |       |      | 50  | 0565380000 |
| ZB 16/6, bright | -            | 19.0            | 10.0  | 12.5 | 50  | 0556800000 |
| Insulating cap  | Blue         |                 |       |      | 50  | 0565580000 |
| Insulating cap  | Green/yellow |                 |       |      | 50  | 0565560000 |

# Busbar systems

## Clamping yoke, insulated



### For busbars 10 x 3 mm



Connection cross-section:  
 Solid 0.5 ... 6.0 mm<sup>2</sup>  
 Flexible 0.5 ... 4.0 mm<sup>2</sup>  
 Stranded -  
 Clamping screw M 3  
 Stripping length 16 mm

#### For swivelling on retrospectively



Connection cross-section:  
 Solid 1.0 ... 10 mm<sup>2</sup>  
 Flexible 1.5 ... 10 mm<sup>2</sup>  
 Stranded -  
 Clamping screw M 4  
 Stripping length 19 mm



Connection cross-section:  
 Solid 2.5 ... 16 mm<sup>2</sup>  
 Flexible 2.5 ... 16 mm<sup>2</sup>  
 Stranded 16 ... 25 mm<sup>2</sup>  
 Clamping screw M 4  
 Stripping length 16 mm



Connection cross-section:  
 Solid -  
 Flexible 16 ... 35 mm<sup>2</sup>  
 Stranded 16 ... 50 mm<sup>2</sup>  
 Clamping screw M 6  
 Stripping length 19 mm

#### Tension spring connection



Connection cross-section:  
 Solid 0.5 ... 4.0 mm<sup>2</sup>  
 Flexible 0.5 ... 2.5 mm<sup>2</sup>  
 Stranded -  
 Stripping length 10 mm

### ZB / ZBE / ZF

| Type         | Colour       | Dimensions [mm] |       |      |      | Qty | Order no.  |
|--------------|--------------|-----------------|-------|------|------|-----|------------|
|              |              | a2              | width | d    | h2   |     |            |
| ZB 4 G GN/GE | Green/yellow | 27.0            | 7.6   | 19.7 | 15.5 | 50  | 0322160000 |
| ZB 4 G BL    | Blue         | 27.0            | 7.6   | 19.7 | 15.5 | 50  | 0322180000 |
| ZB 4 G SW    | Black        | 27.0            | 7.6   | 19.7 | 15.5 | 50  | 0322110000 |
| ZB 4K GN/GE  | Green/yellow | 18.5            | 6.0   | 19.0 | 13.0 | 50  | 0475360000 |
| ZB 4K BL     | Blue         | 18.5            | 6.0   | 19.0 | 13.0 | 50  | 0475380000 |
| ZBE 6K GN/GE | Green/yellow | 27.0            | 8.0   | 22.5 | 23.0 | 50  | 0525960000 |
| ZBE 6K BL    | Blue         | 27.0            | 8.0   | 22.5 | 23.0 | 50  | 0525980000 |
| ZBE 6K SW    | Black        | 27.0            | 8.0   | 22.5 | 23.0 | 50  | 0525910000 |
| ZB 16K GN/GE | Green/yellow | 24.0            | 10.0  | 19.2 | 20.0 | 50  | 0502860000 |
| ZB 16K BL    | Blue         | 24.0            | 10.0  | 19.2 | 20.0 | 50  | 0502880000 |
| ZB 16K SW    | Black        | 24.0            | 10.0  | 19.2 | 20.0 | 50  | 0502810000 |
| ZB 35K GN/GE | Green/yellow | 25.0            | 14.4  | 32.0 | 20.5 | 20  | 0502660000 |
| ZB 35K BL    | Blue         | 25.0            | 14.4  | 32.0 | 20.5 | 20  | 0502680000 |
| ZB 35K SW    | Black        | 25.0            | 14.4  | 32.0 | 20.5 | 20  | 0502610000 |
| ZF 4 S       | Beige        | 22.0            | 6.1   | 24.5 | -    | 50  | 1814680000 |
| ZF 4 S BL    | Blue         | 22.0            | 6.1   | 24.5 | -    | 50  | 1814660000 |
| ZF 4 S GN/GE | Green/yellow | 22.0            | 6.1   | 24.5 | -    | 50  | 1814670000 |

### For 6 x 6 mm busbar



Connection cross-section:  
 Solid 0.5 ... 6.0 mm<sup>2</sup>  
 Flexible 0.5 ... 4.0 mm<sup>2</sup>  
 Stranded -  
 Clamping screw M 3  
 Stripping length 16 mm



Connection cross-section:  
 Solid 2.5 ... 16 mm<sup>2</sup>  
 Flexible 2.5 ... 16 mm<sup>2</sup>  
 Stranded 16 ... 25 mm<sup>2</sup>  
 Clamping screw M 4  
 Stripping length 12 mm

### ZB

| Type           | Colour       | Dimensions [mm] |       |      |      | Qty | Order no.  |
|----------------|--------------|-----------------|-------|------|------|-----|------------|
|                |              | a2              | width | d    | h2   |     |            |
| ZB 4/6K GN/GE  | Green/yellow | 21.2            | 6.0   | 25.0 | 14.0 | 50  | 0565460000 |
| ZB 4/6K BL     | Blue         | 21.2            | 6.0   | 25.0 | 14.0 | 50  | 0565480000 |
| ZB 16/6K GN/GE | Green/yellow | 26.0            | 9.7   | 25.0 | 20.0 | 50  | 0569660000 |
| ZB 16/6K BL    | Blue         | 26.0            | 9.7   | 25.0 | 20.0 | 50  | 0569680000 |

## Mounting rails, profile rails, end holders

Both active and passive components and intelligent modules are mounted on mounting rails – a method which has proven its worth over the years. But it is only after the use of certain consumables – which are frequently not taken into consideration – that electrical installation is finally completed. In this chapter, users will find a range of mounting rails and profile rails for component installation together with end holders for holding and isolating the components. This guarantees firm installation and isolation. Weidmüller supplies components which show perfect functional compatibility.

Mounting rails are made of either steel, stainless steel, aluminium or copper, depending on the area of application.

### Stainless steel

Stainless steel is a collective noun for all kinds of steel (alloys) which are smelted in a special process and have a high degree of purity. Stainless steel has much-enhanced resistance to corrosion. Weidmüller's stainless steel mounting rails have the following composition: X5 CrNi 18-10 stainless steel (i.e. ~ 18% chromium, ~ 10% nickel).

### Aluminium

Aluminium is second only to copper in its electrical conductivity. One advantage is its light weight. Aluminium oxidises quickly in air; thus passivated, it offers excellent corrosion protection.

### Copper

Copper, a heavy metal, has the best electrical conductivity of all metals used. As it is a soft metal, Weidmüller's mounting rails are 2.3 mm thick.

### Steel

All steel versions are galvanised and also passivated with a chromate layer, differentiated into yellow (chromium VI) and blue chromate (chromium III). Blue chromating has been introduced because of future restrictions on chromium (VI) compounds.

### All mounting rails are produced in 1 m and 2 m lengths.

A mounting rail can also be used as a protective conductor busbar. Weidmüller PE / earth terminals in the W series, Z series, I series, SAK and AKZ series comply with requirements stipulated in IEC 60 947-7-2. According to VDE 0100 part 540, for conductors with cross-sectional areas exceeding 10 mm<sup>2</sup>, both protective and neutral conductors may be grouped together as a single category of conductors designated PEN.

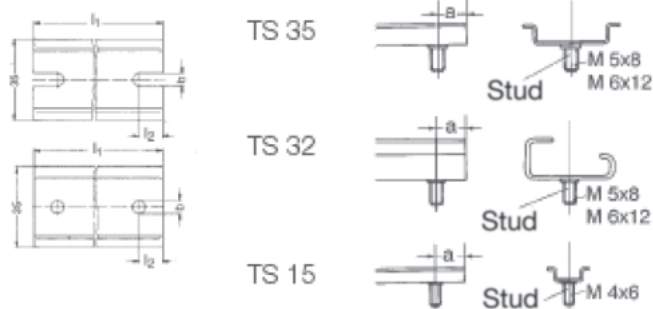
If a mounting rail is used as a PEN busbar, the following criteria must be observed:

- Only E-Cu or aluminium profiles are allowed
- Short-circuit currents and thermal rated currents must be taken into account
- The mounting rails are to be insulated as a contribution to protective insulation

All unperforated mounting rails can be provided with fixing holes (state dimensions b and l2).

Possible diameters are 3.5 / 5.6 / 5.5 / 7 mm.


All unperforated steel rails can also be supplied with welded on steel studs (state dimension a and required studs).






## Mounting rails


TS 15 



TS 32 




TS 35 



## Mounting rail systems

### TS15 mounting rail

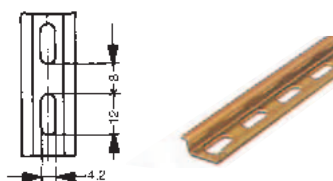
#### Unperforated



#### TS 15 x 5

| Aluminium, bright  | Short-circuit strength | Material thickness | Length | Qty  | Order no.  |
|--|------------------------|--------------------|--------|------|------------|
| TS 15x5 2M/AL/BK<br>(max. tolerable rated current for PEN function = 76 A) | 16 mm <sup>2</sup>     | 1 mm               | 2 m    | 10 m | 0134700000 |
| Steel, galvanised / yellow passivated                                      |                        |                    |        |      |            |
| TS 15x5 2M/ST/ZN   | 10 mm <sup>2</sup>     | 1 mm               | 2 m    | 2 m  | 0514200000 |
| TS 15x5 1M/ST/ZN   | 10 mm <sup>2</sup>     | 1 mm               | 1 m    | 10 m | 0514210000 |


#### With slotted hole



| Aluminium, bright   | Short-circuit strength | Material thickness | Length | Qty  | Order no.  |
|---|------------------------|--------------------|--------|------|------------|
| TS 15x5/LL 2M/AL/BK<br>(max. tolerable rated current for PEN function = 76 A) | 16 mm <sup>2</sup>     | 1 mm               | 2 m    | 2 m  | 0217900000 |
| Steel, galvanised / yellow passivated   |                        |                    |        |      |            |
| TS 15x5/LL 2M/ST/ZN   | 10 mm <sup>2</sup>     | 1 mm               | 2 m    | 2 m  | 0117500000 |
| TS 15x5/LL 1M/ST/ZN   | 10 mm <sup>2</sup>     | 1 mm               | 1 m    | 10 m | 0117510000 |

### TS 32 mounting rail

#### Unperforated



#### TS 32 x 15

| Aluminium, bright  | Short-circuit strength | Material thickness | Length | Qty  | Order no.  |
|--|------------------------|--------------------|--------|------|------------|
| TS 32X15 2M/AL/BK<br>(max. tolerable rated current for PEN function = 192 A) | 70 mm <sup>2</sup>     | 1,5 mm             | 2 m    | 2 m  | 0169300000 |
| Steel, galvanised / yellow passivated  |                        |                    |        |      |            |
| TS 32X15 2M/ST/ZN  | 35 mm <sup>2</sup>     | 1,5 mm             | 2 m    | 2 m  | 0122800000 |
| TS 32X15 1M/ST/ZN  | 35 mm <sup>2</sup>     | 1,5 mm             | 1 m    | 10 m | 0122810000 |


#### Copper, bright

|  |                     |        |     |     |            |
|--|---------------------|--------|-----|-----|------------|
| TS 32X16.2 2M/CU/BK<br>(max. tolerable rated current for PEN function = 269 A) | 120 mm <sup>2</sup> | 2,1 mm | 2 m | 2 m | 0364300000 |
|--|---------------------|--------|-----|-----|------------|

#### Stainless steel, bright

|                 |                    |        |     |     |            |
|-----------------|--------------------|--------|-----|-----|------------|
| TS 32X15 2M/CRN | 35 mm <sup>2</sup> | 1,5 mm | 2 m | 2 m | 0293220000 |
|-----------------|--------------------|--------|-----|-----|------------|

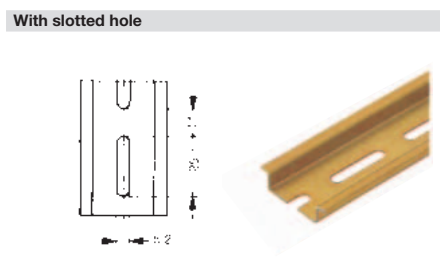
#### With slotted hole



| Steel, galvanised / yellow passivated | Short-circuit strength | Material thickness | Length | Qty  | Order no.  |
|---------------------------------------|------------------------|--------------------|--------|------|------------|
| TS 32X15/LL 2M/ST/ZN                  | 35 mm <sup>2</sup>     | 1,5 mm             | 2 m    | 2 m  | 0514400000 |
| TS 32X15/LL 1M/ST/ZN                  | 35 mm <sup>2</sup>     | 1,5 mm             | 1 m    | 10 m | 0514410000 |

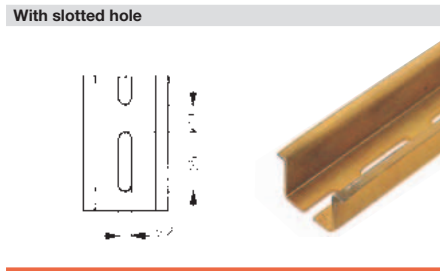


# Mounting rail systems

## TS 35 mounting rail



### TS 35 x 7,5

| Material  | Short-circuit strength | Material thickness | Length | Qty  | Order no.  |
|---|------------------------|--------------------|--------|------|------------|
| <b>Aluminium, bright</b>                                |                        |                    |        |      |            |
| TS 35X7.5 2M/AL/BK                                      | 35 mm <sup>2</sup>     | 1 mm               | 2 m    | 2 m  | 0330800000 |
| (max. tolerable rated current for PEN function = 125 A) |                        |                    |        |      |            |
| <b>Steel, galvanised / yellow passivated</b>            |                        |                    |        |      |            |
| TS 35X7.5 2M/ST/ZN                                      | 16 mm <sup>2</sup>     | 1 mm               | 2 m    | 2 m  | 0383400000 |
| TS 35X7.5 1M/ST/ZN                                      | 16 mm <sup>2</sup>     | 1 mm               | 1 m    | 10 m | 0383410000 |
| <b>Stainless steel, bright</b>                          |                        |                    |        |      |            |
| TS 35X7.5 2M/CRN  | 16 mm <sup>2</sup>     | 1 mm               | 2 m    | 2 m  | 1747350000 |
| <b>Steel, galvanised / yellow passivated</b>            |                        |                    |        |      |            |
| TS 35X7.5/LL 2M/ST/ZN                                   | 16 mm <sup>2</sup>     | 1 mm               | 2 m    | 2 m  | 0514500000 |
| TS 35X7.5/LL 1M/ST/ZN                                   | 16 mm <sup>2</sup>     | 1 mm               | 1 m    | 10 m | 0514510000 |
| <b>Steel, galvanised / blue passivated</b>              |                        |                    |        |      |            |
| TS 35X7.5/LL 2M/ST/ZN /WS/BL                            | 16 mm <sup>2</sup>     | 1 mm               | 2 m    | 2 m  | 0514580000 |



### TS 35 x 15

| Material  | Short-circuit strength | Material thickness | Length | Qty  | Order no.  |
|---|------------------------|--------------------|--------|------|------------|
| <b>Copper, bright</b>                                   |                        |                    |        |      |            |
| TS 35X15/2.3 2M/CU/BK                                   | 150 mm <sup>2</sup>    | 2.3 mm             | 2 m    | 2 m  | 0270100000 |
| (max. tolerable rated current for PEN function = 309 A) |                        |                    |        |      |            |
| <b>Steel, galvanised / yellow passivated</b>            |                        |                    |        |      |            |
| TS 35X15/2.3 2M/ST/ZN                                   | 50 mm <sup>2</sup>     | 2.3 mm             | 2 m    | 2 m  | 0498000000 |
| <b>Aluminium, bright</b>                                |                        |                    |        |      |            |
| TS 35X15/2.3 2M/AL/BK                                   | 70 mm <sup>2</sup>     | 2.3 mm             | 2 m    | 2 m  | 1848290000 |
| (max. tolerable rated current for PEN function = 192 A) |                        |                    |        |      |            |
| <b>Steel, galvanised / yellow passivated</b>            |                        |                    |        |      |            |
| TS 35X15 2M/ST/ZN                                       | 25 mm <sup>2</sup>     | 1.5 mm             | 2 m    | 2 m  | 0236400000 |
| TS 35X15 1M/ST/ZN                                       | 25 mm <sup>2</sup>     | 1.5 mm             | 1 m    | 10 m | 0236410000 |
| <b>Steel, galvanised / yellow passivated</b>            |                        |                    |        |      |            |
| TS 35X15/LL 2M/ST/ZN                                    | 25 mm <sup>2</sup>     | 1.5 mm             | 2 m    | 2 m  | 0236500000 |
| TS 35X15/LL 1M/ST/ZN                                    | 25 mm <sup>2</sup>     | 1.5 mm             | 1 m    | 10 m | 0236510000 |




### TSK 35 x 15

| Material            | Length | Qty | Order no.  |
|---------------------|--------|-----|------------|
| <b>PVC RAL 7035</b> |        |     |            |
| TSK 35X15 2M PVC/GR | 2 m    | 2 m | 0514300000 |

# Mounting rail systems

## End holders

### For TS 15 mounting rail

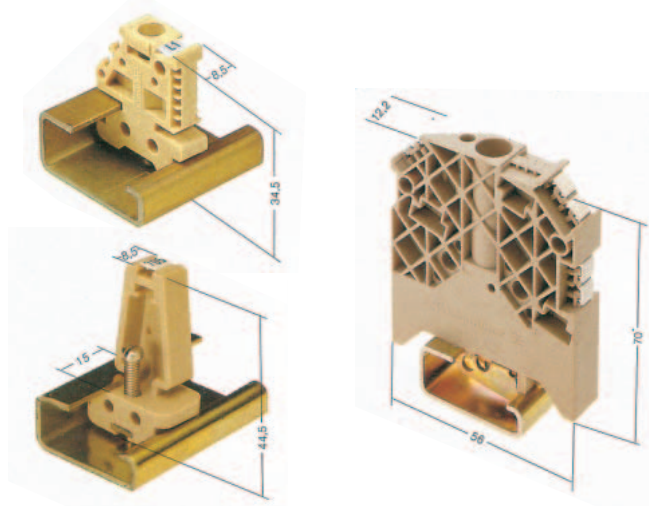


| Polyamide 66, screwable | Colour | Torque | Qty | Order no.  |
|-------------------------|--------|--------|-----|------------|
| EWK AKA 2.5             | Beige  | 0.4 Nm | 50  | 0348660000 |
| EW 15                   | Beige  | 0.4 Nm | 50  | 0382860000 |

| Polyamide with fibreglass, screwable | Colour     | Torque | Qty | Order no.  |
|--------------------------------------|------------|--------|-----|------------|
| EW 15/2                              | Dark beige | 0.4 Nm | 50  | 1071900000 |

| Polyamide 66, screwless | Colour | Torque | Qty | Order no.  |
|-------------------------|--------|--------|-----|------------|
| ZEW 15                  | Beige  | -      | 20  | 7920340000 |


### For mounting rail TS 32



| Polyamide 66, screwable | Colour | Torque | Qty | Order no.  |
|-------------------------|--------|--------|-----|------------|
| EWK 2                   | Beige  | 1.2 Nm | 50  | 0199360000 |
| EWK 1 TS 32 M4X18       | Beige  | 1.2 Nm | 50  | 0206160000 |
| EWK 1 ALT               | Beige  | 0.6 Nm | 50  | 0495160000 |

| Polyamide with fibreglass, screwable | Colour     | Torque | Qty | Order no.  |
|--------------------------------------|------------|--------|-----|------------|
| WEW 32/1                             | Dark beige | 0.9 Nm | 50  | 1067600000 |

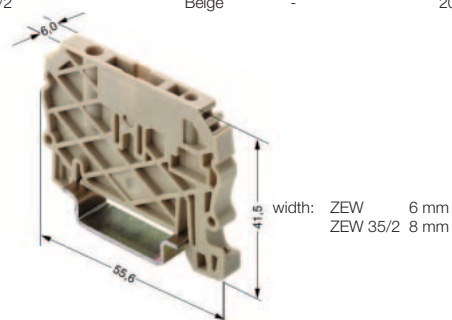
### For mounting rail TS 35



| Polyamide 66, screwable | Colour | Torque | Qty | Order no.  |
|-------------------------|--------|--------|-----|------------|
| EW 35 GR                | Grey   | 0.5 Nm | 50  | 0383530000 |
| EW 35                   | Beige  | 0.5 Nm | 50  | 0383560000 |

| Polyamide with fibreglass, screwable | Colour     | Torque | Qty | Order no.  |
|--------------------------------------|------------|--------|-----|------------|
| WEW 35/1                             | Dark beige | 1.2 Nm | 50  | 1059000000 |
| WEW-35/2                             | Dark beige | 0.5 Nm | 100 | 1061200000 |

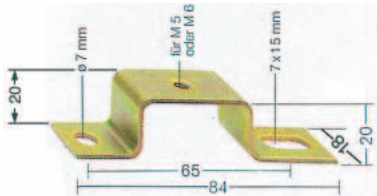
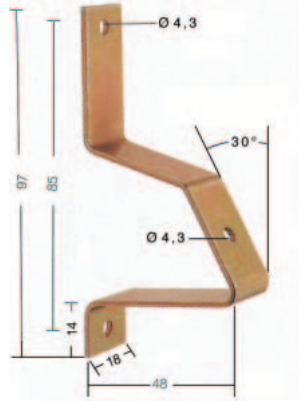
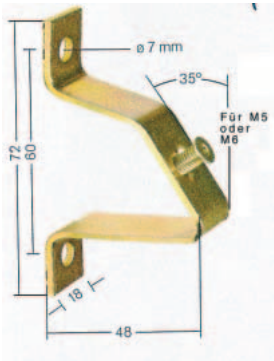
| Polyamide 66, screwless | Colour | Torque | Qty | Order no.  |
|-------------------------|--------|--------|-----|------------|
| ZEW                     | Beige  | -      | 20  | 9540000000 |
| ZEW 35/2                | Beige  | -      | 20  | 8630740000 |



# Mounting rail systems

## Mounting rail supports / Mounting feet

### Mounting rail supports



|                    | Thread                    | Qty | Order no.  |
|--------------------|---------------------------|-----|------------|
| TSTW 5/M5          | M5                        | 10  | 0178100000 |
| TSTW 5/M5 verzinkt | M5                        | 10  | 1779100000 |
| TSTW 6/M6          | M6                        | 10  | 0164000000 |
| TSTW D 4.3         | Hole $\varnothing$ 4,3 mm | 10  | 1610110000 |

Mounting rail supports of type **TSTW** are used for angled fixing of mounting rails at an angle of 35°.

|          |    |    |            |
|----------|----|----|------------|
| TST 2/M5 | M5 | 10 | 1286600000 |
| TST 2/M6 | M6 | 10 | 0101700000 |

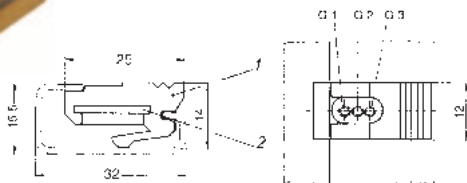
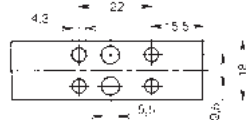
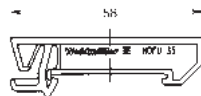
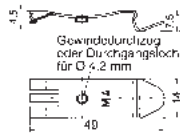
The **TST** mounting rail support is used for assembly of mounting rails in a frame or over a cut-out

#### Fixing screws

|                            |    |            |
|----------------------------|----|------------|
| FKSC M5x8 $\varnothing$ 9  | 50 | 0295900000 |
| FKSC M6x8 $\varnothing$ 9  | 50 | 0642600000 |
| FKSC M6x12 $\varnothing$ 9 | 50 | 0353500000 |

Weidmüller supplies fixing screws with hexagonal sockets and a very low head for the mounting rail supports so that the terminals can also be fitted over the screw.

### Mounting feet



| Clip-on foot, steel for TS 35 | Thread                    | Qty | Order no.  |
|-------------------------------|---------------------------|-----|------------|
| FM 4                          | M4                        | 40  | 0687900000 |
| FM 5                          | M5                        | 40  | 0636800000 |
| FM 6                          | M6                        | 40  | 0636900000 |
| FM 4.2                        | Hole $\varnothing$ 4,2 mm | 40  | 1724580000 |

#### Assembly foot, PA orange for TS 35

|              |            |    |            |
|--------------|------------|----|------------|
| MOFU 35/LO/1 | With holes | 20 | 0646260000 |
| MOFU 35      |            | 20 | 0495660000 |

#### Sliding nut for TS 34

|          |           | Colour | Qty | Order no.  |
|----------|-----------|--------|-----|------------|
| MB M3/M5 | M3 and M5 | Cream  | 20  | 0503500000 |
| MB M5/M3 | M5 and M3 | Black  | 20  | 0553400000 |
| MB M6/M4 | M6 and M4 | Grey   | 20  | 0334900000 |

The sliding nut for the RS 32 mounting rail has two threaded holes for screws M3 + M5 / M6 + M4 / M5 + M3. It is used to fasten components which cannot be slotted directly onto the TS 32, in particular the smaller TS 15 top hat rail.

This enables, for example, mini-terminals to be snapped onto the TS 15 first, and this rail is then fastened together with the terminals to the TS 32 using the sliding nut.



## Accessories

|  |      |        |
|--|------|--------|
| Overview   | 1.2  | - 1.3  |
| Visual separation – side covers                      | 1.4  | - 1.5  |
| Colour coding options                                | 1.6  | - 1.7  |
| Potential distribution                               | 1.8  | - 1.13 |
| Testing/Checking                                     | 1.14 | - 1.15 |
| Protective covers                                    | 1.16 | - 1.18 |
| Accessories for modular disconnect<br>test terminals | 1.20 | - 1.21 |




## Overview

### The extra functions

Weidmüller can supply an extensive range of accessories for users of the SAK series of modular terminals. These help to provide the right solution for all manner of tasks, even those outside the scope of standard functions.

And of course, the accessories have to satisfy the same high standards of quality as the modular terminals themselves.





# Overview

## Visual separation – side covers

page 1.4



To guarantee protection against fingers coming into contact with live parts when working with modular terminals, open sides are blocked off with end cover plates and partition plates.

But in addition, end cover plates and partition plates are available in various colours and so can be used to create a visual distinction between different circuits.

## Colour coding options


page 1.6



Another helpful feature of the accessories for modular terminals with screw connections are the different colours available.

## Potential distribution


page 1.8



Some 60% of all modular terminals are cross-connected. Weidmüller can supply a wide range of solutions.

## Testing / Checking


page 1.14



Weidmüller test plugs and sockets guarantee that the necessary tests can be carried out on the installation.

## Protective covers


page 1.16



Electrical installations must be safe at all times. Therefore, Weidmüller can supply a large range of protective cover strips and plates, plus labelling systems.

## Accessories for modular disconnect test terminals

page 1.20



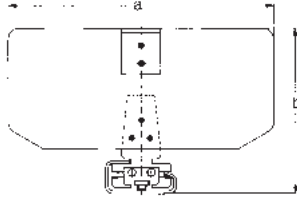
Special applications call for special solutions.



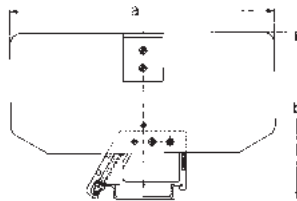
# Visual separation – side covers

## End clamp plates

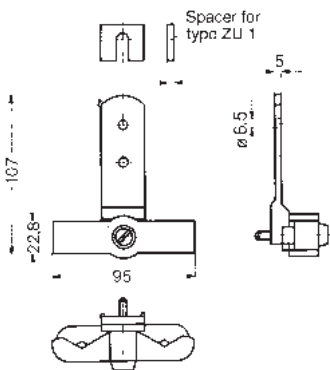
### End clamp plate with mounting bracket EP ... /32



### End clamp plate with mounting bracket EP ... /35



## Strain relief clip



Strain relief clip for gripping cables up to 30 mm dia. Attach the strain relief clip between TS and mounting surface using the TS fixing screw. Fit the spacer to suit with the second fixing screw.

## EP end clamp plates

| Type    | a   | b    | Order No.  | for terminal type:     |
|---------|-----|------|------------|------------------------|
| EP 1    | 120 | 75.5 | 0271800000 | SAKG 28 and SAKG 70    |
| EP 2    | 160 | 90.5 | 0271900000 | SAKG 32, 40, 46 and 54 |
| EP 1/35 | 120 | 76.5 | 1381600000 | SAKG 32 and SAKG 70    |
| EP 2/35 | 160 | 91.5 | 0182000000 | SAKG 32, 40, 46 and 54 |

## ZU 1

| Material | Qty | Order No.  |
|----------|-----|------------|
| ZU 1     | 2   | 0240600000 |

# Colour coding options

## End cover plates



### Protection against contact with live parts

Apart from a few exceptions, the last terminal of a terminal strip must be covered with an AP end cover plate. And end cover plates are also required within a terminal strip containing terminals of different sizes.

This guarantees protection against contact with live parts. The modular terminals are finger-touch safe (to DIN VDE 0106-100).

### Visual separation

Coloured end cover plates are frequently used to create a visual distinction between different circuits.

### Guaranteeing the operating voltage


End cover plates can also be used to maintain the necessary clearance and creepage values and thus guarantee the operating voltage for the application. For example, if cross-connection sets are positioned directly adjacent one another.

### Matching profiles

The overall dimensions of the end cover plates match the sizes of the associated terminals.

### Installation

Spigots on the end cover plate enable it to be simply clipped into the corresponding modular terminal. The matching holes in the modular terminal ensure that the end cover plate is positioned exactly to match the profile of the terminal.




## Visual separation – side covers

| Type                  | Colour     | Qty | Order No.  |
|-----------------------|------------|-----|------------|
| AP SAK4-10 DB         | dark beige | 20  | 0105100000 |
| AP SAK4-10 OR         | orange     | 20  | 0105160000 |
| AP ASK1 OR            | orange     | 20  | 0105360000 |
| AP DKT4 PA            | beige      | 20  | 0687560000 |
| AP AKZ2.5K            | beige      | 50  | 0697260000 |
| AP AKZ2.5             | beige      | 50  | 0697360000 |
| AP DKIT4              | beige      | 20  | 0635060000 |
| AP SAK4-10 RT         | red        | 20  | 0117900000 |
| AP SAK4-10 KRG/BL     | blue       | 20  | 0117970000 |
| AP SAK4-10 BL         | blue       | 20  | 0117980000 |
| AP SAKH 4EX           | black      | 20  | 0408730000 |
| AP SAKH6-10 EP/SW     | black      | 20  | 0131700000 |
| AP DUSA4/35           | beige      | 20  | 0401360000 |
| AP SAKB/C/T BE        | beige      | 20  | 0146760000 |
| AP SAKD2.5N BL        | blue       | 20  | 0150980000 |
| AP AKA2.5 KRG/BL      | blue       | 50  | 0162570000 |
| AP SAK4-10 KRG/DB     | dark beige | 20  | 0177600000 |
| AP SAKS1+3 KRG/DB     | dark beige | 20  | 0191300000 |
| AP SAKR BE            | beige      | 20  | 0211360000 |
| AP 70 SAK70 KRG       | dark beige | 10  | 0340920000 |
| AP SAKR BL            | blue       | 20  | 0211380000 |
| AP AKZ1.5             | beige      | 50  | 0340560000 |
| AP SAK70/35           | beige      | 10  | 0340960000 |
| AP AST1+5 DB          | dark beige | 20  | 0266400000 |
| AP ASK1               | beige      | 20  | 0380360000 |
| AP SAK16 BL           | blue       | 20  | 0271180000 |
| AP DK4                | beige      | 20  | 0359260000 |
| AP SAK2.5 GE          | yellow     | 20  | 0279500000 |
| AP SAK2.5 OR          | orange     | 20  | 0279540000 |
| AP SAK2.5 KRG BL      | blue       | 20  | 0279570000 |
| AP SAK2.5 BL          | blue       | 20  | 0279580000 |
| AP AKZ4 BL            | blue       | 20  | 0294480000 |
| AP SAK95 KRG          | blue       | 10  | 0550920000 |
| AP DSK1.5             | beige      | 20  | 0532960000 |
| AP SAK35 KRG/BL       | blue       | 10  | 0303670000 |
| AP DK4S               | beige      | 20  | 0631360000 |
| AP SAK35/TW SAK16 BL  | blue       | 10  | 0303680000 |
| AP SAK2.5L KRG BL     | blue       | 20  | 0309270000 |
| AP ADK1               | beige      | 50  | 0476260000 |
| AP AKZ1.5 BL          | blue       | 50  | 0340580000 |
| AP SAK2.5/35 + AST3+4 | beige      | 20  | 0460560000 |
| AP TOP4SF-FF          | beige      | 20  | 0483460000 |
| AP DK4 BL             | blue       | 20  | 0359280000 |
| AP ASK1 RT            | red        | 20  | 0380350000 |
| AP ASK1 BL            | blue       | 20  | 0380380000 |
| AP DLD2.5/PE          | beige      | 20  | 1595960000 |
| AP VLI1.5/PE          | beige      | 20  | 1633320000 |
| AP VLI1.5             | beige      | 20  | 1633260000 |
| AP MAK2.5             | beige      | 20  | 1615280000 |
| AP DK4Q               | beige      | 20  | 1397160000 |
| AP DLI2.5             | beige      | 20  | 1313260000 |
| AP DLD2.5             | beige      | 20  | 1317660000 |
| AP ST5 PPO/SW         | black      | 10  | 0447240000 |
| AP ST5 PA/BE          | beige      | 10  | 0447260000 |
| AP SAK2.5/35 DB       | dark beige | 20  | 0460490000 |
| AP TW/SS.../35        | beige      | 10  | 1333200000 |
| AP SAK2.5/35 BL       | blue       | 20  | 0460580000 |
| AP SAKS1+3 KRG        | dark beige | 20  | 0191320000 |
| AP SAKD2.5N           | beige      | 20  | 0150960000 |
| AP SAKR KRG           | dark beige | 20  | 0211320000 |
| AP TAL                | beige      | 20  | 0212260000 |
| AP SAKA KRG           | dark beige | 20  | 0134220000 |
| AP SAK95 KRG/BL       | blue       | 10  | 0550970000 |
| AP SAKH6-10 KRG       | dark beige | 20  | 0131720000 |
| AP SAKB/C/T KRG       | dark beige | 20  | 0146720000 |
| AP AKA2.5             | beige      | 100 | 0162520000 |
| AP DK4Q DB            | dark beige | 20  | 0631300000 |
| AP DK4S BL            | blue       | 20  | 0631380000 |
| AP AKZ4               | blue       | 20  | 0294460000 |
| AP AKZ4 KRG           | dark beige | 20  | 0294420000 |
| AP SAK35/TW SAK16     | beige      | 10  | 0303660000 |

| Type                 | Colour     | Qty | Order No.  |
|----------------------|------------|-----|------------|
| AP SAK35 KRG         | dark beige | 10  | 0303620000 |
| AP AKZ2.5 BL         | blue       | 50  | 0697380000 |
| AP RSF2 KRG          | dark beige | 10  | 0301420000 |
| AP SAK2.5            | beige      | 20  | 0279560000 |
| AP SAK2.5 KRG        | dark beige | 20  | 0279520000 |
| AP DLD2.5 BL         | blue       | 20  | 1317680000 |
| AP AKZ1.5W           | beige      | 20  | 0329660000 |
| AP SAKT2 KRG         | dark beige | 20  | 0329120000 |
| AP AST3+4 KRG        | dark beige | 20  | 0298120000 |
| AP DK4Q BL           | blue       | 20  | 1397180000 |
| AP SAK2.5L KRG       | dark beige | 20  | 0309220000 |
| AP RSF3              | beige      | 10  | 0270460000 |
| AP RSF1 KRG          | dark beige | 10  | 0270420000 |
| AP AST1+5 KRG        | dark beige | 20  | 0266420000 |
| AP AST1+5            | beige      | 20  | 0266460000 |
| AP SAK16 KRG         | dark beige | 20  | 0271120000 |
| AP SAKT4 KRG         | dark beige | 20  | 0244920000 |
| AP SAK16             | beige      | 20  | 0271160000 |
| AP SAK4-10           | beige      | 20  | 0117960000 |
| AP SAK4-10 KRG       | dark beige | 20  | 0117920000 |
| AP SAK4-10 I         | beige      | 20  | 0117910000 |
| AP ASK1 DB           | dark beige | 20  | 1753320000 |
| AP 100 GR            | grey       | 20  | 1773410000 |
| AP DLI2.5 DB         | dark beige | 20  | 1783550000 |
| AP DLD2.5/PE DB      | dark beige | 20  | 1783800000 |
| AP VLI1.5 DB         | dark beige | 20  | 1784150000 |
| AP VLI1.5/PE DB      | dark beige | 20  | 1784160000 |
| AP DLD2.5 DB         | dark beige | 20  | 1784210000 |
| AP 110 GR            | grey       | 10  | 1790080000 |
| AP SAKR BE RS-SET    | beige      | 5   | 1820200000 |
| AP SAK4-10 GR 7042   | grey       | 20  | 1853970000 |
| AP 2 DSG1.5T         | beige      | 1   | 2119490000 |
| AP PPT/35            | black      | 10  | 3835120000 |
| AP RV                | beige      | 1   | 4145220000 |
| AP OSC 10/16         | beige      | 10  | 9154850000 |
| AP OSC 4             | beige      | 10  | 9154860000 |
| AP STA2.5 0.5MM      | beige      | 1   | 2012770000 |
| AP KDKS1 1.5         | beige      | 20  | 9503330000 |
| AP KDKS1 EN          | beige      | 20  | 9503340000 |
| AP KSKM              | beige      | 20  | 9509630000 |
| AP SAK4-10 GE        | yellow     | 1   | 2076890000 |
| AP SAK16 GE          | yellow     | 1   | 2076900000 |
| AP SAK35/TW SAK16 GE | yellow     | 1   | 2076910000 |
| AP AST3+4/35 GE      | yellow     | 1   | 2077060000 |
| AP AKZ4 GE           | yellow     | 50  | 2077070000 |
| AP SAK2.5/35         | beige      | 1   | 2144900000 |
| AP ATA1              | beige      | 1   | 2093550000 |
| AP SAK4 KRG M.FU     | dark beige | 20  | 0460020000 |
| AP DK4/380 Q         | beige      | 20  | 0438560000 |
| AP SAKB/C/T BE       | beige      | 1   | 4140450000 |
| AP SAKB/C/T1 DB      | dark beige | 1   | 4173520000 |
| AP MAK2.5 DB         | dark beige | 20  | 7917000000 |
| AP SAKK4/10 KER/WS   | white      | 10  | 9502630000 |
| AP KDKS1 1.5 DB      | dark beige | 20  | 9532470000 |

# Colour coding options

## Colour coding options



The colours listed here are available as standard. Other types of terminals in custom colours can be supplied on request, provided a minimum quantity is ordered.

| Type                  | Colour   | Qty | Order No.  |
|-----------------------|----------|-----|------------|
| SAK 2.5 AL BLUE (E)   | blue     | 100 | 6253140000 |
| SAK 2.5 BL            | blue     | 100 | 0279680000 |
| SAK 2.5 BL RS-SET     | blue     | 10  | 1817860000 |
| SAK 2.5 KRG/BL        | blue     | 100 | 0279670000 |
| SAK 2.5 OR            | orange   | 100 | 1326360000 |
| SAK 2.5 SW 1X1        | black    | 100 | 0108560000 |
| SAK 2.5 SW 1X1/KRG    | black    | 100 | 0108520000 |
| SAK 2.5/35 BL         | blue     | 100 | 0380480000 |
| SAK 2.5/35 DBL        | blue     | 100 | 1799920000 |
| SAK 2.5/35 GE         | yellow   | 100 | 1821480000 |
| SAK 2.5/35 KRG/BL     | blue     | 100 | 0380470000 |
| SAK 2.5/35 OR         | orange   | 100 | 0380440000 |
| SAK 2.5/35 RT         | red      | 100 | 1799910000 |
| SAK 2.5/35 SW         | black    | 100 | 1799900000 |
| SAK 2.5/35 SW 1X1     | black    | 100 | 0514060000 |
| SAK 2.5/EN BL         | blue     | 100 | 0218680000 |
| SAK 2.5/EN BR         | brown    | 100 | 1858450000 |
| SAK 2.5/EN SW         | black    | 100 | 1858440000 |
| SAK 2.5/EN WS         | white    | 100 | 1858460000 |
| SAK 2.5/TC AL BL      | blue     | 100 | 0107180000 |
| SAK 2.5/TC CH BL      | blue     | 100 | 0107280000 |
| SAK 35/35 BL          | blue     | 20  | 0380780000 |
| SAK 35/EN BL          | blue     | 20  | 1784400000 |
| SAK 4 BL              | blue     | 100 | 0128380000 |
| SAK 4 BL RS-SET       | blue     | 10  | 1817780000 |
| SAK 4 EP/SW           | black    | 100 | 0128300000 |
| SAK 4 KRG BL          | blue     | 100 | 0128370000 |
| SAK 4 OR              | orange   | 100 | 0105060000 |
| SAK 4 SS/35 6.3 GR    | grey     | 100 | 0646930000 |
| SAK 4/35 BL           | blue     | 100 | 0443680000 |
| SAK 4/35 KRG/BL       | blue     | 100 | 0443670000 |
| SAK 4/35 OR           | orange   | 100 | 1323660000 |
| SAK 4/35/AP GG        | grn/yell | 100 | 0443650000 |
| SAK 4/EN BL           | blue     | 100 | 0467480000 |
| SAK 4/EN BR           | brown    | 100 | 9130990000 |
| SAK 4/EN GE           | yellow   | 100 | 9129930000 |
| SAK 4/EN GN           | green    | 100 | 9129950000 |
| SAK 4/EN GR           | grey     | 100 | 9129960000 |
| SAK 4/EN GR 7042      | grey     | 100 | 1853950000 |
| SAK 4/EN OR           | orange   | 100 | 0467400000 |
| SAK 4/EN RT           | red      | 100 | 9129920000 |
| SAK 4/EN SW           | black    | 100 | 9130980000 |
| SAK 4/EN WS           | white    | 100 | 1773340000 |
| SAK 6/35 BL           | blue     | 100 | 0380580000 |
| SAK 6/35 GN/GE        | yellow   | 100 | 1866850000 |
| SAK 6/35 KRG/BL       | blue     | 100 | 0380570000 |
| SAK 6/EN BL           | blue     | 100 | 0212880000 |
| SAK 6/EN GE           | yellow   | 100 | 1772820000 |
| SAK 6/EN OR           | orange   | 100 | 1772810000 |
| SAK 6/EN RT           | red      | 100 | 0212840000 |
| SAK 6/EN SW           | black    | 100 | 0212810000 |
| SAK 6/EN WS           | white    | 100 | 1773350000 |
| SAK 6N BL             | blue     | 100 | 0193280000 |
| SAK 10 BL             | blue     | 100 | 0110080000 |
| SAK 10 KRG/BL         | blue     | 100 | 0110070000 |
| SAK 10 OR             | orange   | 100 | 0110040000 |
| SAK 10/35 BL          | blue     | 100 | 0443780000 |
| SAK 10/35 KRG/BL      | blue     | 100 | 0443770000 |
| SAK 10/EN BL          | blue     | 100 | 1784410000 |
| SAK 10/EN GR RAL 7042 | grey     | 100 | 1853960000 |
| SAK 10/EN OR          | orange   | 100 | 1772830000 |
| SAK 10/EN SW          | black    | 100 | 1773900000 |
| SAK 16 BL             | blue     | 50  | 0271080000 |
| SAK 16/35 BL          | blue     | 50  | 0380680000 |
| SAK 16/EN BL          | blue     | 50  | 1784390000 |
| SAK 70 KRG/BL         | blue     | 10  | 0340870000 |
| SAK 95/35 KRG/BL      | blue     | 10  | 0662270000 |
| SAKC 4/2STB7 BL       | blue     | 100 | 0340670000 |
| SAKD 2.5/35 BL        | blue     | 100 | 0268880000 |
| SAKD 2.5N BL          | blue     | 100 | 0215580000 |
| SAKH 6 EP/SW          | black    | 50  | 0126600000 |

| Type            | Colour | Qty | Order No.  |
|-----------------|--------|-----|------------|
| SAKH 10 EP/SW   | black  | 50  | 0126700000 |
| SAKH 35 EP/SW   | black  | 20  | 1596240000 |
| SAKR 2STB BL    | blue   | 100 | 0412280000 |
| SAKR BL         | blue   | 100 | 0412180000 |
| SAKR OR         | orange | 100 | 1461960000 |
| SAKR/35 2STB BL | blue   | 100 | 0183380000 |
| SAKR/35 BL      | blue   | 100 | 0172180000 |
| SAKR/35 WS      | white  | 100 | 0172190000 |



## Potential distribution

### Cross-connection systems

#### Cross-connections across more than 10 modular terminals

The SAKD 2.5 N, SAK 2.5, SAK 4 and SAK 6 N terminals include the option of setting up a cross-connection with more than 10 poles, e.g. 20-pole: 2 No. Q 10 + 1 No. QL 2.

The end fixing screws are removed from the Q 10 links by unscrewing them from the VH sleeves. The QL 2 is positioned between these and the two fixing screws screwed into their VH sleeves again. This arrangement allows 20 poles to be cross-connected.

#### Q pre-assembled cross-connectors

The pre-assembled cross-connector has the appropriate number of cross-connection links, cross-connection sleeves and fixing screws to match the number of poles required already installed in a captive arrangement. Such pre-assembled cross-connectors merely have to be inserted into the appropriate terminals during installation. These cross-connectors can be supplied in 2-, 3-, 4- and 10-pole versions.

#### QL cross-connection links

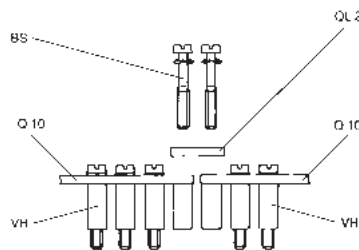

Cross-connection links are used to provide cross-connections with equal potential across several modular terminals. The cross-connection links are made from copper or brass with an electroplated tin coating, and can be supplied in lengths to suit 2, 3, 4 and 10 poles, to match the respective terminal width. The electrical connection between the cross-connection link and the busbar of the modular terminal is by way of a connecting sleeve.

#### BS fixing screws

A steel fixing screw is used to connect the cross-connection link to the connecting sleeve on the busbar under a modular terminal. It is the purpose of the steel screw to provide a secure mechanical fixing between the cross-connection and the busbar. Two types of screw are used: form A has a full-length thread, and form B has a plain shaft below the head with a captive washer.

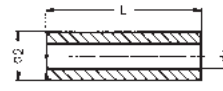
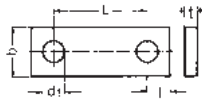
#### VH connecting sleeves

The length of the connecting sleeve is matched to the size of the terminal. The sleeves are made from tin-coated copper or brass. One connecting sleeve must be used for every terminal to be cross-connected.



# Potential distribution

## Cross-connection systems

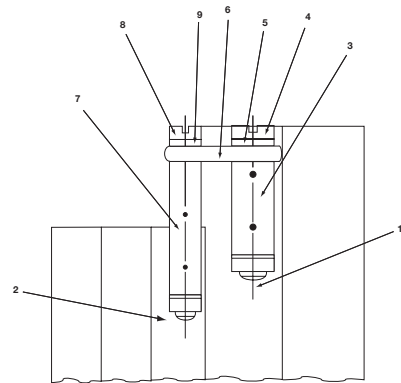
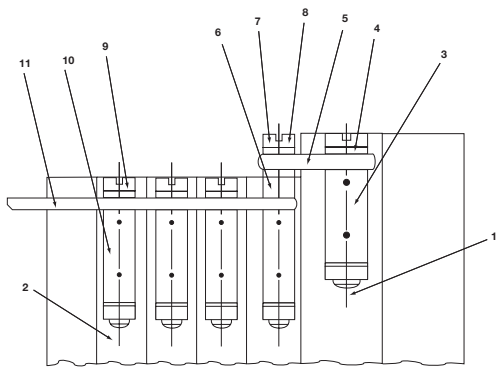


| Type       | Rated current of modular terminals | Pre-assembled cross-connection |           | Cross-connection links |           |            |     |      |     | Continuous current rating of cross-connection | Connecting sleeves without thread |           |           | Fixing screws |     |           |           |       |        |
|------------|------------------------------------|--------------------------------|-----------|------------------------|-----------|------------|-----|------|-----|---|-----------------------------------|-----------|-----------|---------------|-----|-----------|-----------|-------|--------|
|            |                                    | Type Poles                     | Order No. | Type Poles             | Order No. | Dimensions |     |      |     |   | Type Length                       | Order No. | L         | d2            | d1  | Order No. | Size Form | M     |        |
| SAK 2.5    | 24 A                               | Q 2                            | 037000000 | QL 2                   | 015590000 | 6          | 0.6 | 6    | 3.4 | 2.4   | 32 A                              | VH 8      | 026670000 | 8             | 4.9 | 3.2       | 035900000 | B     | 3 x15  |
|            |                                    | Q 3                            | 371000000 | QL 3                   | 015600000 |            |     |      |     |   | 32 A                              |           |           |               |     |           |           |       |        |
|            |                                    | Q 4                            | 372000000 | QL 4                   | 015610000 |            |     |      |     |   | 32 A                              |           |           |               |     |           |           |       |        |
|            |                                    | Q 10                           | 036870000 | QL 10                  | 033810000 |            |     |      |     |   | 32 A                              |           |           |               |     |           |           |       |        |
| SAK 4      | 32 A                               | Q 2                            | 033670000 | QL 2                   | 013060000 | 6          | 0.6 | 6.5  | 3.4 | 2.5   | 41 A                              | VH 13.5   | 024850000 | 13.5          | 5   | 3.2       | 030300000 | B     | 3x20   |
|            |                                    | Q 3                            | 033680000 | QL 3                   | 013070000 |            |     |      |     |   | 41 A                              |           |           |               |     |           |           |       |        |
|            |                                    | Q 4                            | 033690000 | QL 4                   | 013080000 |            |     |      |     |   | 41 A                              |           |           |               |     |           |           |       |        |
|            |                                    | Q 10                           | 036880000 | QL 10                  | 033820000 |            |     |      |     |   | 36 A                              |           |           |               |     |           |           |       |        |
| SAK 6 N    | 41 A                               | Q 2                            | 045670000 | QL 2                   | 019430000 | 6          | 1   | 8    | 3.4 | 3   | 41 A                              | VH 12     | 024900000 | 12            | 5   | 3.2       | 030300000 | B     | 3x20   |
|            |                                    | Q 3                            | 045680000 | QL 3                   | 019440000 |            |     |      |     |   | 41 A                              |           |           |               |     |           |           |       |        |
|            |                                    | Q 4                            | 045690000 | QL 4                   | 019450000 |            |     |      |     |   | 41 A                              |           |           |               |     |           |           |       |        |
|            |                                    | Q 10                           | 045700000 | QL 10                  | 033830000 |            |     |      |     |   | 41 A                              |           |           |               |     |           |           |       |        |
| SAK 10     | 57 A                               | Q 2                            | 045710000 | QL 2                   | 047030000 | 6          | 2   | 10   | 3.4 | 3.5   | 57 A                              | VH 12     | 024900000 | 12            | 5   | 3.2       | 030300000 | B     | 3x20   |
|            |                                    | Q 3                            | 045720000 | QL 3                   | 047040000 |            |     |      |     |   | 57 A                              |           |           |               |     |           |           |       |        |
|            |                                    | Q 4                            | 045730000 | QL 4                   | 047050000 |            |     |      |     |   | 57 A                              |           |           |               |     |           |           |       |        |
|            |                                    | Q 10                           | 045740000 | QL 10                  | 047060000 |            |     |      |     |   | 57 A                              |           |           |               |     |           |           |       |        |
| SAK 16     | 76 A                               | Q 2                            | 045750000 | QL 2                   | 047070000 | 6          | 2   | 12   | 3.4 | 4   | 76 A                              | VH 12     | 024900000 | 12            | 5   | 3.2       | 030300000 | B     | 3x20   |
|            |                                    | Q 3                            | 045760000 | QL 3                   | 047080000 |            |     |      |     |   | 76 A                              |           |           |               |     |           |           |       |        |
|            |                                    | Q 4                            | 045770000 | QL 4                   | 047090000 |            |     |      |     |   | 76 A                              |           |           |               |     |           |           |       |        |
|            |                                    | Q 10                           | 045780000 | QL 10                  | 047100000 |            |     |      |     |   | 76 A                              |           |           |               |     |           |           |       |        |
| SAK 35 N   | 125 A                              |                                |           | QL 2                   | 056490000 | 8          | 3   | 16   | 4.5 | 5   | 99 A                              | VH 17     | 026700000 | 17            | 8   | 5         | 026710000 | A     | 4x30   |
|            |                                    |                                |           | QL 3                   | 056500000 |            |     |      |     |   | 99 A                              |           |           |               |     |           |           |       |        |
|            |                                    |                                |           | QL 4                   | 056510000 |            |     |      |     |   | 99 A                              |           |           |               |     |           |           |       |        |
|            |                                    |                                |           | QL 10                  | 056520000 |            |     |      |     |   | 99 A                              |           |           |               |     |           |           |       |        |
| SAK 35     | 125 A                              |                                |           | QL 2                   | 012360000 | 8          | 3   | 18   | 4.5 | 5   | 99 A                              | VH 17     | 026700000 | 17            | 8   | 5         | 026710000 | A     | 4x30   |
|            |                                    |                                |           | QL 3                   | 012370000 |            |     |      |     |   | 99 A                              |           |           |               |     |           |           |       |        |
|            |                                    |                                |           | QL 4                   | 012380000 |            |     |      |     |   | 99 A                              |           |           |               |     |           |           |       |        |
|            |                                    |                                |           | QL 10                  | 033860000 |            |     |      |     |   | 99 A                              |           |           |               |     |           |           |       |        |
| SAK 70     | 192 A                              |                                |           | QL 2                   | 034530000 | 14         | 4   | 22   | 5.5 | 7   | 180 A                             | VH 30.5   | 034550000 | 30.5          | 11  | 5.5       | 034560000 | A     | 5x45   |
|            |                                    |                                |           | QL 3                   | 016700000 |            |     |      |     |   | 180 A                             |           |           |               |     |           |           |       |        |
| SAK 95     | 232 A                              |                                |           | QL 2                   | 055120000 | 14         | 4   | 28   | 6   | 7   | 180 A                             | VH 35     | 055110000 | 35            | 11  | 5.5       | 063020000 | B     | 5x50   |
|            |                                    |                                |           | QL 3                   | 040760000 |            |     |      |     |   | 180 A                             |           |           |               |     |           |           |       |        |
|            |                                    |                                |           | QL 4                   | 040770000 |            |     |      |     |   | 180 A                             |           |           |               |     |           |           |       |        |
| SAKS 1     | 6,3 A                              |                                |           | QL 2                   | 019140000 | 6          | 2   | 12.9 | 3.4 | 3   | 47 A                              |           |           |               |     | 346200000 | B         | 3 x 6 |        |
| SAKS 3     | 10 A                               |                                |           | QL 3                   | 019150000 |            |     |      |     |   |                                   |           |           |               |     |           |           |       |        |
| SAKS 6     | 10 A                               |                                |           | QL 4                   | 019160000 |            |     |      |     |   |                                   |           |           |               |     |           |           |       |        |
| SAKS 7     | 10 A                               |                                |           | QL 10                  | 033880000 |            |     |      |     |   |                                   |           |           |               |     |           |           |       |        |
| SAKS 4     | 16 A                               |                                |           | QL 2                   | 032800000 | 10         | 4   | 24   | 4.8 | 5   | 47 A                              |           |           |               |     |           | 019970000 | A     | 3 x 7  |
|            |                                    |                                |           | QL 3                   | 032810000 |            |     |      |     |   | 47 A                              |           |           |               |     |           | 010330000 | A     | 4 x 9  |
|            |                                    |                                |           | QL 4                   | 032820000 |            |     |      |     |   | 47 A                              |           |           |               |     |           |           |       |        |
|            |                                    |                                |           | QL 10                  | 033900000 |            |     |      |     |   | 36 A                              |           |           |               |     |           |           |       |        |
| SAKS 2     | 10 A                               |                                |           | QL 2                   | 020780000 | 10         | 4   | 27.6 | 4.8 | 6.5   | 47 A                              |           |           |               |     | 010330000 | A         | 4 x 9 |        |
| SAKS 5     | 63 A                               |                                |           | QL 3                   | 020790000 |            |     |      |     |   | 47 A                              |           |           |               |     |           |           |       |        |
|            |                                    |                                |           | QL 4                   | 020800000 |            |     |      |     |   | 47 A                              |           |           |               |     |           |           |       |        |
|            |                                    |                                |           | QL 10                  | 033890000 |            |     |      |     |   | 36 A                              |           |           |               |     |           |           |       |        |
|            |                                    |                                |           |                        |           |            |     |      |     |   |                                   |           |           |               |     |           |           |       |        |
| DK 4 Q     | 41 A                               | Q 2                            | 033640000 | QL 2                   | 029720000 | 4          | 0.8 | 6.1  | 2.8 | 2.5   | 32 A                              | VH 5      | 029680000 | 5             | 4   | 2.7       | 040010000 | B     | 2.5x11 |
| DKB 4 Q/10 | 41 A                               | Q 3                            | 033650000 | QL 3                   | 029730000 |            |     |      |     |   |                                   |           |           |               |     |           |           |       |        |

# Potential distribution

## Cross-connection systems

Cross-connections between terminals of different sizes to increase the cross-section



| Terminal              | Position | Type        | Order No.  | Current |
|-----------------------|----------|-------------|------------|---------|
| from SAK 16           | 1        | -           | -          | -       |
| sleeve                | 3        | VH 12       | 0249000000 | -       |
| screw                 | 4        | BS M 3 x 20 | 0303000000 | -       |
| to SAK 6 N            | 2        | -           | -          | -       |
| cross-connection link | 5        | QL 2        | 0470300000 | -       |
| sleeve                | 6        | VH 4,5      | 0303200000 | -       |
| screw                 | 7        | BS M 3 x 25 | 0292500000 | -       |
| washer                | 8        | SS M 3      | 0164400000 | -       |
| screw                 | 9        | BS M 3 x 20 | 0303000000 | -       |
| sleeve                | 10       | VH 12       | 0249000000 | -       |
| cross-connection link | 11       | QL 2        | 0194300000 | 47 A    |
| cross-connection link | 11       | QL 3        | 0194400000 | 47 A    |
| cross-connection link | 11       | QL 4        | 0194500000 | 47 A    |
| cross-connection link | 11       | QL 10       | 0338300000 | 36 A    |
| to SAK 2.5            | 2        | -           | -          | -       |
| cross-connection link | 5        | QL 2        | 0470300000 | -       |
| sleeve                | 6        | VH 12       | 0249000000 | -       |
| screw                 | 7        | BS M 3 x 30 | 0296200000 | -       |
| retaining screw       | 8        | SS M 3      | 0164400000 | -       |
| screw                 | 9        | BS M 3 x 15 | 0359000000 | -       |
| sleeve                | 3        | VH 12.5     | 0308000000 | -       |
| sleeve                | 3        | VH 8        | 0266700000 | -       |
| cross-connection link | 11       | QL 2        | 0155900000 | 27 A    |
| cross-connection link | 11       | QL 3        | 0156000000 | 27 A    |
| cross-connection link | 11       | QL 4        | 0156100000 | 27 A    |
| cross-connection link | 11       | QL 10       | 0338100000 | 27 A    |
| from SAK 10           | 1        | -           | -          | -       |
| screw                 | 4        | BS M 3 x 20 | 0303000000 | -       |
| to SAK 4              | 2        | -           | -          | -       |
| sleeve                | 3        | VH 13.5     | 0248500000 | -       |
| cross-connection link | 5        | QL 2        | 1443000000 | -       |
| screw                 | 7        | BS M 3 x 20 | 0303000000 | -       |
| screw                 | 9        | BS M 3 x 20 | 0303000000 | -       |
| sleeve                | 10       | VH 13.5     | 0248500000 | -       |
| cross-connection link | 11       | QL 2        | 0130600000 | 36 A    |
| cross-connection link | 11       | QL 3        | 0130070000 | 36 A    |
| cross-connection link | 11       | QL 4        | 0130800000 | 36 A    |
| cross-connection link | 11       | QL 10       | 0338200000 | 36 A    |
| to SAK 2.5            | 2        | -           | -          | -       |
| cross-connection link | 5        | QL 2        | 0193400000 | 36 A    |
| sleeve                | 1        | VH 13       | 0304000000 | -       |
| screw                 | 4 + 7    | BS M 3 x 20 | 0303000000 | -       |
| screw                 | 9        | BS M 3 x 15 | 0359000000 | -       |
| sleeve                | 10       | VH 8        | 0266700000 | -       |
| cross-connection link | 11       | QL 2        | 0155900000 | 27 A    |
| cross-connection link | 11       | QL 3        | 0156000000 | 27 A    |
| cross-connection link | 11       | QL 4        | 0156100000 | 27 A    |
| cross-connection link | 11       | QL 10       | 0338100000 | 27 A    |
| sleeve                | 3        | VH 13       | 0304000000 | -       |
| sleeve                | 3        | VH 6.5      | 0286400000 | -       |

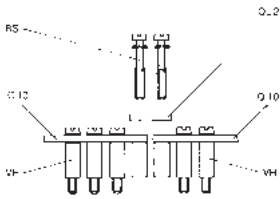
| Terminal              | Position | Type        | Order No.  | Current |
|-----------------------|----------|-------------|------------|---------|
| from SAK 35           | 1        | -           | -          | -       |
| sleeve                | 3        | VH 17       | 0267000000 | -       |
| screw                 | 4        | BS M 4 x 30 | 0267100000 | -       |
| washer                | 5        | SS M 4      | 0136400000 | -       |
| to SAK 10 N           | 2        | -           | -          | -       |
| cross-connection link | 5        | QL 2        | 0207400000 | 47 A    |
| sleeve                | 6        | VH 4,5      | 0303200000 | -       |
| screw                 | 8        | BS M 3 x 35 | 0309800000 | -       |
| washer                | 9        | SS M 3      | 0164400000 | -       |
| to SAK 6 N            | 2        | -           | -          | -       |
| cross-connection link | 6        | QL 2        | 0207400000 | 47 A    |
| sleeve                | 7        | VH 27       | 0309400000 | -       |
| screw                 | 8        | BS M 3 x 35 | 0309800000 | -       |
| retaining screw       | 9        | SS M 3      | 0164400000 | -       |
| from SAK 35 N         | 1        | -           | -          | -       |
| sleeve                | 3        | VH 17       | 0267000000 | -       |
| screw                 | 4        | BS M 4 x 30 | 0267100000 | -       |
| retaining screw       | 5        | SS M 4      | 0136400000 | -       |
| to SAK 10             | 2        | -           | -          | -       |
| cross-connection link | 6        | QL 2        | 0207400000 | 47 A    |
| sleeve                | 7        | VH 27       | 0309400000 | -       |
| screw                 | 8        | BS M 3 x 35 | 0309800000 | -       |
| retaining screw       | 9        | SS M 3      | 0164400000 | -       |
| to SAK 6 N            | 2        | -           | -          | -       |
| cross-connection link | 6        | QL 2        | 0135500000 | 47 A    |
| sleeve                | 7        | VH 27       | 0309400000 | -       |
| screw                 | 8        | BS M 3 x 35 | 0309800000 | -       |
| retaining screw       | 9        | SS M 3      | 0164400000 | -       |
| from SAK 10           | 1        | -           | -          | -       |
| sleeve                | 3        | VH 12.5     | 0300800000 | -       |
| screw                 | 4        | BS M 3 x 20 | 0303000000 | -       |
| retaining screw       | 5        | SS M 3      | included   | -       |
| to SAK 35 N           | 1        | -           | -          | -       |
| sleeve                | 3        | VH 13       | 0304000000 | -       |
| screw                 | 4        | BS M 3 x 20 | 0303000000 | -       |
| washer                | 5        | SS M 3      | included   | -       |
| to SAK 2.5            | 2        | -           | -          | -       |
| cross-connection link | 6        | QL 2        | 0130600000 | 27 A    |
| sleeve                | 7        | VH 16       | 0309700000 | -       |
| screw                 | 8        | BS M 3 x 20 | 0303000000 | -       |
| retaining screw       | 9        | SS M 3      | included   | -       |



# Potential distribution

## Screw-in cross-connectors (Q)

In this type of cross-connection the cross-connection link, connecting sleeves and fixing screws are pre-assembled in a captive arrangement. However, all the individual parts are also available separately on request. During installation, these pre-assembled cross-connectors are simply inserted into the cross-connection slot in the middle of the terminal and screwed tight. Any number of poles can be achieved by linking two cross-connections. For example, a 20-pole cross-connection by joining together two 10-pole cross-connections with the cross-connection link of a 2-pole cross-connection (see figure below).



### Technical specification

|                                       |    |
|---------------------------------------|----|
| continuous current, 2-pole/multi-pole | A  |
| thread size                           |    |
| tightening torque                     | Nm |

### Ordering data

|         |
|---------|
| 2-pole  |
| 3-pole  |
| 4-pole  |
| 10-pole |
| 24-pole |

## Q ... AKZ 4SS



### Technical specification

|             |
|-------------|
| 32 / 32     |
| M 2.5       |
| 0.4 ... 0.6 |

### Ordering data

| Type           | Qty | Order No.  |
|----------------|-----|------------|
| Q...2 AKZ 4SS  |     | 0369000000 |
| Q...3 AKZ 4SS  |     | 0369100000 |
| Q...4 AKZ 4SS  |     | 0369200000 |
| Q...10 AKZ 4SS |     | 0369300000 |

### for terminal

|         |
|---------|
| AKZ 4SS |
|---------|

## Q ... DLI 2.5



### Technical specification

|             |
|-------------|
| 24 / 24     |
| M 2.5       |
| 0.4 ... 0.6 |

### Ordering data

| Type           | Qty | Order No.  |
|----------------|-----|------------|
| Q...2 DLI 2.5  |     | 1312500000 |
| Q...3 DLI 2.5  |     | 1312600000 |
| Q...4 DLI 2.5  |     | 1312700000 |
| Q...10 DLI 2.5 |     | 1313100000 |

### for terminal

|         |
|---------|
| DLI 2.5 |
| DLA 2.5 |
| DLD 2.5 |

## Q ... AKZ 1.5



### Technical specification

|                                       |    |
|---------------------------------------|----|
| continuous current, 2-pole/multi-pole | A  |
| thread size                           |    |
| tightening torque                     | Nm |

### Ordering data

|         |
|---------|
| 2-pole  |
| 3-pole  |
| 4-pole  |
| 10-pole |
| 24-pole |

### Technical specification

|             |
|-------------|
| 24 / 24     |
| M 2.5       |
| 0.4 ... 0.6 |

### Ordering data

| Type           | Qty | Order No.  |
|----------------|-----|------------|
| Q...2 AKZ 1.5  | 50  | 0368200000 |
| Q...3 AKZ 1.5  | 50  | 0368300000 |
| Q...4 AKZ 1.5  | 50  | 0368400000 |
| Q...10 AKZ 1.5 | 20  | 0368500000 |

### for terminal

|         |
|---------|
| AKZ 1.5 |
| AKZ 2.5 |

## Q ... AKZ 4



### Technical specification

|             |
|-------------|
| 32 / 32     |
| M 2.5       |
| 0.4 ... 0.6 |

### Ordering data

| Type         | Qty | Order No.  |
|--------------|-----|------------|
| Q...2 AKZ 4  | 50  | 0336400000 |
| Q...3 AKZ 4  | 50  | 0336500000 |
| Q...4 AKZ 4  | 50  | 0336600000 |
| Q...10 AKZ 4 | 20  | 0338600000 |


### for terminal

|       |
|-------|
| AKZ 4 |
|-------|

# Potential distribution

## Removable cross-connection links

Removable cross-connection links are intended for 2-pole, easily disconnected cross-connections. They are fitted together with a VH connecting sleeve and a BS fixing screw.



### VL 2

Removable cross-connection links



| for terminal |
|--------------|
| SAK 4        |
| SAK 6 N      |
| SAK 10       |
| SAK 16       |
| SAK 35       |

| Type | Qty | Order No.  |
|------|-----|------------|
| VL 2 | 50  | 0197000000 |
| VL 2 | 50  | 0194700000 |
| VL 2 | 50  | 0135900000 |
| VL 2 | 50  | 0135800000 |
| VL 2 | 50  | 0124000000 |

### VH

Connecting sleeves



| Type    | Qty | Order No.  |
|---------|-----|------------|
| VH 19   | 50  | 0285100000 |
| VH 19   | 50  | 0285100000 |
| VH 19   | 50  | 0285100000 |
| VH 19   | 50  | 0285100000 |
| VH 24,5 | 50  | 0298700000 |

### BS

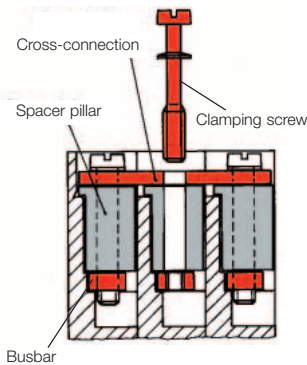
Fixing screws




| Type     | Qty | Order No.  |
|----------|-----|------------|
| BS M3x25 | 100 | 0292500000 |
| BS M3x25 | 100 | 0292500000 |
| BS M3x25 | 100 | 0292500000 |
| BS M3x25 | 100 | 0292500000 |
| BS M4x35 | 50  | 0298900000 |

## Spacer pillars

The DS spacer pillars are made from a tempered insulating material and are used so that individual current paths can be disconnected by removing the fixing screw. The current in the cross-connection is fed via the fixing screw in this arrangement. Therefore, we prescribe the use of screws made from CuNi 60 (a copper-nickel alloy). The use of an end bracket with a screw holder avoids losing fixing screws that have been removed.



### Spacer pillars type DS



| for terminal      |
|-------------------|
| SAK 2.5           |
| SAK 4             |
| SAK 6 N           |
| SAK 10 and SAK 16 |

| Type           | Qty | Order No.  |
|----------------|-----|------------|
| DS 9*          | 100 | 0330930000 |
| BS M3x15 CuNi  | 100 | 0377200000 |
| DS 14*         | 100 | 0207530000 |
| BS M3x20 CuNi  | 100 | 0377100000 |
| DS 12,5*       | 100 | 0207730000 |
| BS M3x20 CuNi  | 100 | 0377100000 |
| DS 12,5*       | 100 | 0207630000 |
| BS M3x20 CuNi  | 100 | 0377100000 |
| * Height in mm |     |            |

### EW 35

End bracket for TS 35 with screw holder for fixing screws that have been removed.



| Type                            | Qty | Order No.  |
|---------------------------------|-----|------------|
| EW35/TS 35 20 with screw holder | 100 | 0258660000 |

### EWK 2

End bracket for TS 32 with screw holder for fixing screws that have been removed.



| Type                             | Qty | Order No.  |
|----------------------------------|-----|------------|
| EWK 2/TS 32 20 with screw holder | 100 | 0258760000 |

## Rail holder

For an insulated terminal rail arrangement in fully insulated installations.



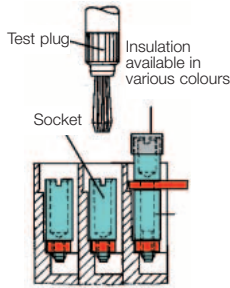
| for terminal   |
|--|
| EK 2.5 N, EK 2.5/35, EK 4, EK 4/35, EK 6/35, EK 10, EK 10/35, EK 16, EK 16/35, EK 35, EK 35/35 |

| Type | Qty | Order No.  |
|------|-----|------------|
| SH2  | 10  | 0494920000 |



# Testing/Checking

## Test plugs/Sockets



**Test plugs (PS)** are used for measurement purposes or for the final checking of a finished terminal strip installation. Test plugs for sockets are available with 2.3 and 4 mm I.D.

The difference between these and a test adapter is that the test plug does not automatically clip into the terminal. This means that a secure connection to modular feed-through terminals up to 35 mm<sup>2</sup> is only possible in conjunction with a socket.

The **sockets (StB)** enable the PS test plug and the QS plug-in cross-connectors to be plugged in. The sockets are screwed into the busbar in the cross-connection slot in the middle of the terminal or screwed into the modular terminal instead of the clamping screw.

If a cross-connection has to provide a test option as well, then an StB 28.5 or 30.5, which has an insulating sleeve and can accommodate the PS 4 test plug, is screwed in instead of the fixing screw.

### PS



| Type                                       | Qty | Ordner No. |
|--|-----|------------|
| 2.3 mm dia./rated current 17.5 A<br>PS 2.3 | 20  | 0180400000 |
| 4.0 mm dia./rated current 24 A<br>PS 4     | 20  | 0299600000 |

### PS 2 / PS 2 MC



| Type  | Qty | Ordner No. |
|---|-----|------------|
| PS 2 for 2 mm dia. sockets<br>for soldered conductor cross-section 1.5 mm <sup>2</sup>  | 20  | 0293800000 |
| PS 2 MC<br>for soldered conductor cross-section 0.75 mm <sup>2</sup> ,<br>can also be plugged directly into threaded hole<br>in busbar for terminal types<br>AKZ 4, AKB 4, AKZ 2.5, AKZ 1.5 | 20  | 0310000000 |

### ZS 2.3/4



| Type  | Qty | Ordner No. |
|---|-----|------------|
| ZS 2.3/4<br>Adapter plug for connecting sockets with 2.3<br>and 4 mm I.D. Can also be plugged directly<br>into threaded hole in busbar for terminal types<br>SAK 2.5 and SAK 4. | 20  | 0249600000 |

### FZS 2/4 / FK 4



| Type  | Qty | Ordner No. |
|---|-----|------------|
| FZS 2/4<br>Flexible adapter plug for connecting sockets<br>with 2.3 and 4 mm I.D.   | 20  | 1276300000 |
| FK 4<br>Flexible coupling for connecting test plug to<br>test adapter. The unconnected end of the<br>conductor is protected against fraying by a<br>wire end ferrule. | 20  | 1678650000 |

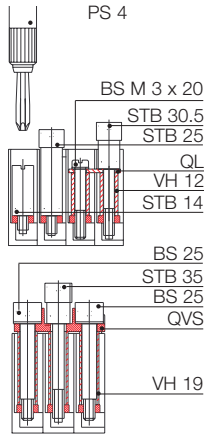
### TA 1



| Type   | Qty | Ordner No. |
|--|-----|------------|
| TA 1<br>The conductor is soldered on, or crimped on<br>with the HTG 58 crimping pliers.      | 20  | 0535860000 |
| HTG 58<br>conductor: max. 0.75 mm <sup>2</sup><br>remove shoulder<br>stripping length: 14 mm | 1   | 9012000000 |

# Testing/Checking

The SAKR modular disconnect terminals are available already fitted with sockets (see "Modular disconnect terminals"). These sockets are provided with a slot for actuating with a screwdriver. Weidmüller can supply special screwdrivers with a shoulder for this purpose (chapter J).

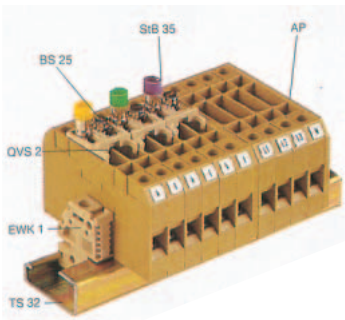


## StB for SAKT

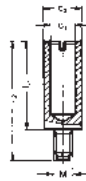
The type StB 25 socket accepts test plug PS 4 in type SAKT 1 and SAKT 2 disconnect terminals, or the QS plug-in cross connector.

The type StB 35 socket is used when simultaneous testing is necessary with a QVS cross-connection slider.

Complete with insulating sleeve to prevent contact with live parts and colour-coded test plug and plug-in cross-connection, 4 mm dia.

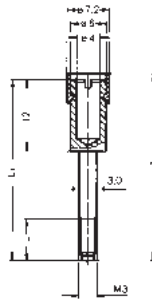


## StB 5.5...17



| Type     | for terminal type               | L1   | L2   | d1  | d2  | M   | Qty | Order No.  |
|----------|---------------------------------|------|------|-----|-----|-----|-----|------------|
| StB 5.5  | SAKL 4/20 <sup>1)</sup>         | 5.5  | 11   | 2.3 | 3.7 | 3   | 100 | 0122700000 |
| StB 6    | AKZ 4, DK 4, SAKR <sup>1)</sup> | 6    | 11.5 | 2.3 | 3.9 | 3   | 100 | 0379400000 |
| StB 6    | SAK 2.5 <sup>1)</sup>           | 6    | 13   | 2.3 | 3.9 | 2.5 | 50  | 0130200000 |
| StB 7    | SAKC4, SAK4 <sup>1)</sup>       | 7    | 14.5 | 2.3 | 4   | 3   | 100 | 0358500000 |
| StB 7.5  | SAK 10, SAKB 10 <sup>1)</sup>   | 7.5  | 17   | 4   | 6   | 4   | 50  | 0130000000 |
| StB 8.5  | AKZ 4 / DK 4 / SAKD 2.5 N       | 8.5  | 11.5 | 2.3 | 4   | 2.5 | 50  | 0215700000 |
| StB 8.5  | SAK 2.5                         | 8.5  | 12   | 2.3 | 5   | 3   | 50  | 0280600000 |
| StB 8.5  | SAKT 4                          | 8.5  | 12   | 2   | 4.5 | 3   | 50  | 0244600000 |
| StB 13.5 | SAKA 10 / SAKC 10               | 13.5 | 18.5 | 4   | 6   | 4   | 50  | 0135200000 |
| StB 14   | SAK 4                           | 14   | 17.5 | 2.3 | 5   | 3   | 50  | 0168600000 |
| StB 14   | SAK6N, 10, 16 / SAKT 1, SAKT 2  | 14   | 19   | 4   | 6   | 3   | 50  | 0169900000 |
| StB 16   | SAK70, SAK 95                   | 16   | 28   | 4   | 7   | 5   | 50  | 0385400000 |
| StB 16   | SAK 35, SAKB 10                 | 16   | 23   | 4   | 7   | 4   | 50  | 0140200000 |
| StB 17   | SAKC 10                         | 17   | 22   | 4   | 6   | 4   | 50  | 0147100000 |

## StB 28.5 / 30.5



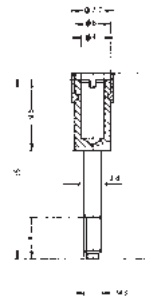
| Type     | Colour | terminal type  | L1   | L2   | L | Qty | Order No.  |
|----------|--------|----------------|------|------|---|-----|------------|
| StB 30.5 | black  | SAK 4, SAK 6 N | 30.5 | 31.7 | 7 | 50  | 0341000000 |
| StB 30.5 | grey   | SAK 10, SAK 16 | -    | -    | - | 50  | 0341100000 |
| StB 30.5 | blue   | -              | -    | -    | - | 50  | 0341200000 |
| StB 30.5 | red    | -              | -    | -    | - | 50  | 0341300000 |
| StB 30.5 | green  | -              | -    | -    | - | 50  | 0341400000 |
| StB 30.5 | yellow | -              | -    | -    | - | 50  | 0341500000 |
| StB 30.5 | violet | -              | -    | -    | - | 50  | 0341600000 |
| StB 28.5 | black  | SAK 2.5        | 28.5 | 29.7 | 9 | 50  | 0133400000 |

## StB 25



| Type   | Colour | for terminal type | Qty | Order No.  |
|--------|--------|-------------------|-----|------------|
| StB 25 | yellow | SAKT 1 and SAKT 2 | 50  | 0267200000 |
|        | green  |                   | 50  | 0271200000 |
|        | violet |                   | 50  | 0271300000 |
|        | black  |                   | 50  | 0271500000 |
|        | grey   |                   | 50  | 0271400000 |
|        | blue   |                   | 50  | 0343400000 |
|        | red    |                   | 50  | 0343300000 |

## StB 35



| Type   | Colour | for terminal type | Qty | Order No.  |
|--------|--------|-------------------|-----|------------|
| StB 35 | yellow | SAKT 1 and SAKT 2 | 50  | 0389000000 |
|        | green  |                   | 50  | 0388900000 |
|        | violet |                   | 50  | 0389100000 |
|        | black  |                   | 50  | 0388500000 |
|        | grey   |                   | 50  | 0388600000 |
|        | blue   |                   | 50  | 0388700000 |
|        | red    |                   | 50  | 0388800000 |

<sup>1)</sup> used instead of the clamping screw

# Protective covers


## Protective covers

Several safety regulations, e.g. the German accident prevention code covering electrical systems and equipment (VBG 4) or the standard VDE 0106 part 100 (March 1983), call for live parts of electrical systems to be protected against direct contact by any part of the body.

In the case of modular terminals this protection must always be provided in the form of additional covers when cross-connectors or test sockets are fitted. Therefore, Weidmüller can supply cover strips with associated retaining plates which can be used with the more common sizes of terminal. The retaining plates can be fitted at the ends or within the terminal strip, and can be fitted to TS 32, TS 35 or TS 15 terminal rails.

Spacing of retaining plates:


The length of the ADP 1, 2 and 3 between retaining plates should not exceed about 500 mm. The cover strip is clipped into tabs on the side. Additional security is provided by a spigot on the retaining plate, which can also be sealed with lead. On terminal type SAK 95 the ADP 3 cover strip can be clipped directly onto the terminal. Transparent cover strips enable the terminals with their accessories and labelling to remain visible at all times. Additional labelling, e.g. for groups, can be added.



## ADP

Cover strips

Unplasticised PVC, supplied in 1 m pieces, max. temperature 70°C



| transparent |            |
|-------------|------------|
| Type        | Order No.  |
| ADP 1       | 0485200000 |
| ADP 2       | 0485300000 |
| ADP 3       | 0485400000 |

| grey            |            |
|-----------------|------------|
| Type            | Order No.  |
| ADP 4 (1000 mm) | 1430760000 |
| ADP 4 (300 mm)  | 1378160000 |
| TSK 31.5        | 0347960000 |

## HP

Retaining plates

PA 66, 2 mm thick



| For fitting to TS 35 and TS 32, with spigot for lead seal |            |
|---|------------|
| Type  | Order No.  |
| HP 1  | 0485560000 |
| HP 2  | 0485660000 |
| HP 3  | 0485760000 |
| HP 4  | 0485860000 |

| For fitting to TS 15 |            |
|----------------------|------------|
| Type                 | Order No.  |
| HP 7                 | 0258260000 |
| HP 8                 | 0258360000 |

| Overall dimensions            | A     | A           | A          | A     | B    | C |
|-------------------------------|-------|-------------|------------|-------|------|---|
| for mounting on terminal rail | TS 32 | TS 35 x 7.5 | TS 35 x 15 | TS 15 |      |   |
| ADP 1, HP 1                   | 61    | 56          | 63         |       | 49   | 6 |
| ADP 2, HP 2                   | 77    | 72          | 79         |       | 62.5 | 6 |
| ADP 3, HP 3                   | 94    | 89          | 86         |       | 92   | 6 |
| ADP 3, HP 4                   | 73.5  | 68.5        | 75.5       |       | 92   | 6 |
| ADP 1, HP 8                   |       |             |            | 45    | 49   | 6 |
| TSK 31.5, HP 7                |       |             |            | 35    | 31   | 6 |

| Labelling material  | Qty | Order No.  |
|---|-----|------------|
| "Lightning flash" symbol, self-adhesive, 20 labels per card | 5   | 0566700000 |

\* only for PA 66 versions

| Allocation to some terminal types                     | ADP cover strips |     |            | HP retaining plates |     |            |
|---|------------------|-----|------------|---------------------|-----|------------|
|   | Type             | Qty | Order No.  | Type                | Qty | Order No.  |
| SAKD 2.5 N, EK 2.5 N, SAK 2.5, SAK 2.5/35             | ADP 1            | 36  | 0485200000 | HP 1                | 20  | 0485560000 |
| SAK 4, EK 4, SAK 4/35, EK 2.5/35, EK 4/35             | ADP 2            | 36  | 0485300000 | HP 2                | 20  | 0485660000 |
| SAK 6 N, EK 10, SAK 10, EK 6/35, SAK 6/35, EK 10/35   |                  |     |            |                     |     |            |
| SAKR, SAKR-D, DK 4                                    |                  |     |            |                     |     |            |
| SAK 16, EK 16, EK 35, SAK 35, SAKC 4, SAK 16/35       | ADP 3            | 20  | 0485400000 | HP 3                | 20  | 0485760000 |
| SAKC 10, SAK 70, SAKS 1, SAKS 2, Sak 35/35, SAK 70/35 |                  |     |            |                     |     |            |
| SAKS 3, SAKS 4, SAKS 5                                |                  |     |            |                     |     |            |
| SAK 95  | ADP 3            | 1   | 0485400000 | not applicable      |     |            |
| ASK 1, SAKA 10, SAKT 1, SAKB 10, SAKT 2,              | ADP 3            | 1   | 0485400000 | HP 4                | 20  | 0485860000 |
| AST*, SAK 2.5, SAK 4                                  | ADP 4            | 1   | 1430760000 | not applicable      |     |            |
|   | ADP 1            | 1   | 0485200000 | HP 8                | 20  | 0258360000 |
| 1000 mm long  | ADP 4            | 1   | 1430760000 | not applicable      |     |            |
| 300 mm long   | ADP 4            | 10  | 1378160000 |                     |     |            |
|   | TSK 31.5         | 1   | 0347960000 | HP 7                | 20  | 0258260000 |



# Protective covers

Several German VDE standards, e.g. VDE 0106 part 100 (March 1983), specify that mains terminals must be covered. Weidmüller can supply a range of such covers printed with a warning "lightning flash" and the international warning symbol. The other side features a "lightning flash" symbol with the warning "Danger! Electricity". Plastic screws are used to fix the cover plates to the terminal strips. The cover plates are intended for 3- or 4-pole terminals.

Type BSK plastic screws are used to fix the plates.  
BSK = PA 66

## AD/WAD covers



### AD 3 (3-pole)

| Terminal type       | Terminal width (mm) | Qty | Order No.  | Screw      | Qty | Order No.  |
|---------------------|---------------------|-----|------------|------------|-----|------------|
| SAK 2.5             | 6                   | 50  | 0297900000 | M 3 x 22   | 100 | 0128900000 |
| AKZ 4               | 6                   | 50  | 0297900000 | M 2.5 x 18 | 100 | 0303300000 |
| DK 4 Q              | 6                   | 50  | 0297900000 | M 2.5 x 18 | 100 | 0303300000 |
| SAK 4               | 6.5                 | 50  | 0297600000 | M 3 x 22   | 100 | 0128900000 |
| SAK 6 N             | 8                   | 50  | 0297700000 | M 3 x 22   | 100 | 0128900000 |
| SAK 10              | 10                  | 50  | 0178500000 | M 3 x 22   | 100 | 0128900000 |
| SAK 16              | 12                  | 50  | 0297800000 | M 3 x 22   | 100 | 0128900000 |
| SAK 35 N            | 18                  | 50  | 0273400000 | M 4 x 32   | 100 | 0129100000 |
| SAK 70              | 22                  | 10  | 0344300000 | M 5 x 45   | 50  | 0344400000 |
| Screw for lead seal |                     |     |            | M 3 x 20   | 100 | 0451300000 |

### AD 3 (4-pole)

|                     |     |    |            |            |     |            |
|---------------------|-----|----|------------|------------|-----|------------|
| SAK 2.5             | 6   | 50 | 0303400000 | M 3 x 22   | 100 | 0128900000 |
| AKZ 4               | 6   | 50 | 0303400000 | M 2.5 x 18 | 100 | 0303300000 |
| DK 4 Q              | 6   | 50 | 0303400000 | M 2.5 x 18 | 100 | 0303300000 |
| SAK 4               | 6.5 | 50 | 0285300000 | M 3 x 22   | 100 | 0128900000 |
| SAK 6 N             | 8   | 50 | 0196600000 | M 3 x 22   | 100 | 0128900000 |
| SAK 10              | 10  | 50 | 0178600000 | M 3 x 22   | 100 | 0128900000 |
| SAK 16              | 12  | 50 | 0518200000 | M 3 x 22   | 100 | 0128900000 |
| SAK 35              | 18  | 50 | 0178700000 | M 4 x 32   | 100 | 0129100000 |
| SAK 35 N            | 16  | 50 | 0576700000 | M 4 x 32   | 100 | 0129100000 |
| Screw for lead seal |     |    |            | M 3 x 20   | 100 | 0451300000 |

## TBS 2 / BST 2

for the SAK series

### Protective covers

#### Details

#### Details

- For covering uninsulated cross-connections on SAK 2.5...SAK 16 terminals.
- Identification of functional groups.
- Easily fitted by inserting the insulating plate into the existing insulating plate slot in the terminal.
- Labelling strips are clipped into the insulating plates.
- Labelling of stable labelling strip with felt-tip pen for permanent labelling or pencil for temporary labelling.



|                                     | Order No.  |
|-------------------------------------|------------|
| <b>Materials</b>                    |            |
| Type                                |            |
| TBS 2, polyamide                    |            |
| BST 2, unplasticised PVC            |            |
| <b>Ordering data</b>                |            |
| Type                                |            |
| TBS insulating plate                | 1287860000 |
| BST 2 labelling strip (300 mm long) | 1287700000 |

## AD

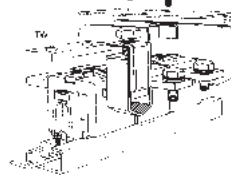
for SAKG

### Cover plates

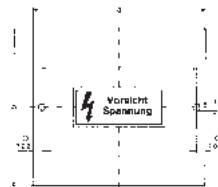
These can be assembled either with two end clamp plates or with one end clamp plate and one partition plate plus mounting bracket.

### Cover plates with self-adhesive label

#### Dimensions of cover plates



2 mm thick



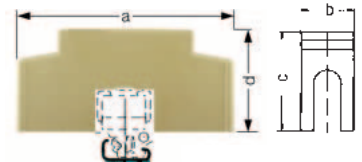
|                    | Type | a   | b   | c   | Order No.  |
|--------------------|------|-----|-----|-----|------------|
| for SAKG 28        | AD 3 | 89  | 120 | 74  | -          |
| for SAKG 28        | AD 4 | 116 | 120 | 102 | 0263100000 |
| for SAKG 32 and 70 | AD 4 | 132 | 120 | 118 | 0283100000 |
| for SAKG 40        | AD 3 | 124 | 160 | 110 | -          |
| for SAKG 40        | AD 4 | 164 | 160 | 150 | 0263200000 |
| for SAKG 46        | AD 4 | 188 | 160 | 174 | 0263300000 |
| for SAKG 54        | AD 3 | 166 | 160 | 152 | 0264900000 |
| for SAKG 54        | AD 4 | 220 | 160 | 206 | 0261100000 |

## AH

for SAKG

### Shrouding covers

For open-type terminals like type SAKG. Shrouding covers are used – instead of other cover types – to provide the necessary protection against contact (required by German standard VBG 4). Shrouding covers are simply placed over the terminals.



|                  | Type  | a   | b  | c  | d  | Order No.  |
|------------------|-------|-----|----|----|----|------------|
| dimensions in mm |       |     |    |    |    |            |
| for SAKG 28      | AH 28 | 156 | 26 | 74 | 94 | 0326660000 |
| for SAKG 32/70   | AH 32 | 156 | 30 | 74 | 94 | 0326760000 |
| for SAKG 40      | AH 40 | 186 | 38 | 78 | 94 | 0326860000 |
| for SAKG 46      | AH 46 | 196 | 46 | 78 | 94 | 0326960000 |

# Protective covers

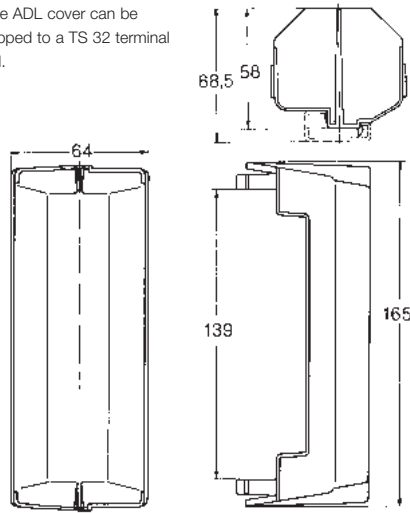
## Cover strips for terminal strips

To protect against contact, dust and moisture, Weidmüller can supply cover strips which, for example, are useful in signal or lighting mast distribution boards.

Weidmüller can supply fully assembled and labelled terminal strips to meet your specification.

### ADL

The ADL cover can be clipped to a TS 32 terminal rail.



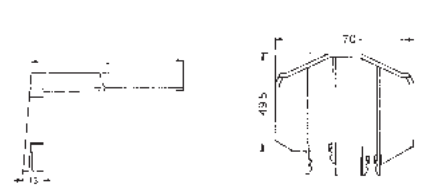
**A selection of terminal types that can be fitted below this cover strip:**

**TS 32**

- SAKD 2.5 N ... SAK 10
- EK 2.5 N ... EK 10
- SAKR, ASK 1, SAKT 1, SAKT 4, SAKB 10
- SAKS 1, SAKS 3

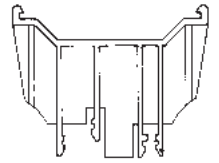
| Type | Qty | Ordner No. |
|------|-----|------------|
| ADL  | 2   | 0210800000 |

### AD 250



### HP

retaining plate suitable for TS 32 and TS 35 x 7.5  
height for TS 32: 64.5 mm  
height for TS 35 x 7.5: 63 mm



**A selection of terminal types that can be fitted below this cover strip:**

**TS 32**

- SAKD 2.5 N ... SAK 10
- EK 2.5 ... EK 10
- SAKR, ASK 1, SAKT 1, SAKB 10
- SAKS 1, SAKS 3

**TS 35**


- WDU 2.5 bis WDU 10
- WPE 2.5 bis WPE 10
- WNT 2.5 bis WNT 10
- ASK 1,
- SAKS 1/35, SAKS 3/35

| Type               | Qty | Ordner No. |
|--------------------|-----|------------|
| AD 250 L = 250 mm  | 1   | 0634100000 |
| HP EK1 32/2 AD 250 | 1   | 0634300000 |





# Accessories for modular disconnect test terminals



## QVS... cross-connection sliders

VH 19 connecting sleeves and BS 25 fixing screws (or StB 35 sockets) are required for fixing the QVS cross-connections to the individual terminals.

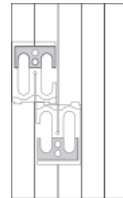
The fixing screws include an insulating sleeve for colour coding purposes and a guide for the screwdriver. The cross-connection sliders are designed so that the test plug sockets in the terminals remain accessible in every position.

The type QVS 2S 2-pole version is designed so that it can be slid even when a test plug has been inserted. If a test option is required when a QVS has been fitted, the fixing is best achieved with the StB 35 socket.

The clearance and creepage values required for the rated voltage of the terminal change when accessories are fitted.

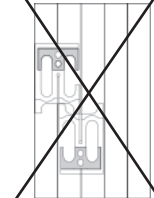
StB sockets are screwed into the busbar for the modular terminals. They are used to accommodate PS 4 test plugs or QS 2 plug-in cross-connectors.

### QVSK 2 (167036)



SAKT2, SAKT1

### QVS 2 (030730)



SAKT1

Note:

QVS 2 units cannot be switched when installed like this.

## Rated voltages

| for adjacent | rated voltage | for adjacent | rated voltage |
|--------------|---------------|--------------|---------------|
| QVS          | 63 V          | StB 25       | 63 V          |
| QL           | 250 V         | StB 35       | 63 V          |

## QVS 1

Cross-connection sliders



QVS QVS QVSK 2 QVS 2S

## STB

Sockets



TW partition plates or TSch insulating plates must be used to maintain the rated voltage.

The **SSP 3** and **SSP 4** prevent the unintended making or breaking of circuits. They lock the disconnection slider in its respective position. The lockout device can be easily pressed from above into the terminal and is then only removable with a tool.

| Type  | Qty | Order No.  |
|-------|-----|------------|
| SSP 3 | 100 | 0531760000 |
| SSP 4 | 20  | 1319360000 |

| Type   | No. of poles | Qty | Order No.  |
|--------|--------------|-----|------------|
| QVS 2  | 2 poles      | 20  | 0307300000 |
| QVSK 2 | 2 poles      | 20  | 1670360000 |
| QVS 3  | 3 poles      | 20  | 0329300000 |
| QVS 4  | 4 poles      | 20  | 0307400000 |
| QVS 2S | 2 poles      | 20  | 0358460000 |

| Type            | Colour | Qty | Order No.  |
|-----------------|--------|-----|------------|
| <b>STB 14</b>   |        | 50  | 0169900000 |
| <b>STB 25</b>   |        |     |            |
| STB 25          | yellow | 50  | 0267200000 |
| STB 25          | green  | 50  | 0271200000 |
| STB 25          | violet | 50  | 0271300000 |
| STB 25          | black  | 50  | 0271500000 |
| STB 25          | grey   | 50  | 0271400000 |
| STB 25          | blue   | 50  | 0343400000 |
| STB 25          | red    | 50  | 0343300000 |
| <b>STB 30.5</b> |        |     |            |
| STB 30.5        | yellow | 50  | 0341500000 |
| STB 30.5        | green  | 50  | 0341400000 |
| STB 30.5        | violet | 50  | 0341600000 |
| STB 30.5        | black  | 50  | 0341000000 |
| STB 30.5        | grey   | 50  | 0341100000 |
| STB 30.5        | blue   | 50  | 0341200000 |
| STB 30.5        | red    | 50  | 0341300000 |
| <b>STB 35</b>   |        |     |            |
| STB 35          | yellow | 50  | 0389000000 |
| STB 35          | green  | 50  | 0388900000 |
| STB 35          | violet | 50  | 0389100000 |
| STB 35          | black  | 50  | 0388500000 |
| STB 35          | grey   | 50  | 0388600000 |
| STB 35          | blue   | 50  | 0388700000 |
| STB 35          | red    | 50  | 0388800000 |

# Accessories for modular disconnect test terminals

## BS fixing screws

## VH connecting sleeves

## QL cross-connections

The QL cross-connections enable connections between adjacent modular terminals.

## QL cross-connection links

QL cross-connection links are used as permanent, i.e. non-switchable, cross-connections on SAKT disconnect terminals. VH 12 connecting sleeves and BS M3 x 20 fixing screws (or StB 30.5 sockets) are required for fixing these in position. The clearance and creepage values required for the rated voltage of the terminal can change when accessories are fitted. This is especially true with cross-connections between neighbouring terminals with different potentials.

## QB cross-connection comb

The QB can be inserted from above on the SAKT1/QT1 cross-connect/disconnect terminal. The connection or disconnection is then achieved by means of the integral disconnection slider.

## QS 2 plug-in cross-connection

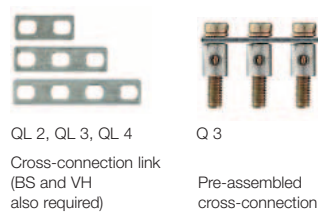
For 4 mm dia. sockets, for up to 44 A.

### BS / VH




| Type                      | Colour      | Qty | Order No.  |
|---------------------------|-------------|-----|------------|
| <b>Fixing screws</b>      |             |     |            |
| BS 25                     | yellow      | 50  | 0335700000 |
| BS 25                     | green       | 50  | 0335600000 |
| BS 25                     | violet      | 50  | 0335800000 |
| BS 25                     | black       | 50  | 0335200000 |
| BS 25                     | grey        | 50  | 0335300000 |
| BS 25                     | blue        | 50  | 0335400000 |
| BS 25                     | red         | 50  | 0335500000 |
| BS 25                     | uninsulated | 50  | 0334700000 |
| BS M 3 x 20               |             | 100 | 0377100000 |
| CuNi 60<br>(copper alloy) |             |     |            |
| <b>Connecting sleeves</b> |             |     |            |
| VH 12                     |             | 100 | 0249000000 |
| E-Cu 57<br>(copper alloy) |             |     |            |
| VH 19                     |             | 50  | 0318000000 |
| CuZn 39<br>(brass alloy)  |             |     |            |

### QL / Q




| Type   | No. of poles | Qty | Order No.  |
|--|--------------|-----|------------|
| Cross-connection link<br>(BS and VH also required) |              |     |            |
| QL 2, QL 3, QL 4                                   |              |     |            |
| QL 2   | 2 poles      | 50  | 0194300000 |
| QL 3   | 3 poles      | 50  | 0194400000 |
| QL 4   | 4 poles      | 50  | 0194500000 |
| QL 5   | 5 poles      | 50  | 0220500000 |
| QL 6   | 6 poles      | 50  | 0220600000 |
| QL 10  | 10 poles     | 20  | 0338300000 |
| QL 15  | 15 poles     | 10  | 0221200000 |
| E-Cu 57<br>(copper alloy)                          |              |     |            |
| Q2   | 2 poles      | 50  | 0456700000 |
| Q3   | 3 poles      | 50  | 0456800000 |
| Q4   | 4 poles      | 50  | 0456900000 |
| Q10  | 10 poles     | 20  | 0457000000 |

### QB



| Type              | No. of poles | Qty | Order No.  |
|-------------------|--------------|-----|------------|
| QB 2, QB 3, QB 4, |              |     |            |
| QB 2              | 2 poles      | 50  | 0205700000 |
| QB 3              | 3 poles      | 50  | 0205800000 |
| QB 4              | 4 poles      | 50  | 0205900000 |
| QB 10             | 10 poles     | 20  | 0343800000 |

### QS 2



| Type                 | No. of poles | Qty | Order No.  |
|----------------------|--------------|-----|------------|
| <b>WQV</b>           |              |     |            |
| QS 2                 | 2 poles      | 20  | 0270960000 |
| x = 8 mm, y = 16 mm  |              |     |            |
| QS 2                 | 2 poles      | 20  | 0270860000 |
| x = 10 mm, y = 20 mm |              |     |            |
| QS 2                 | 2 poles      | 20  | 0270760000 |
| x = 12 mm, y = 20 mm |              |     |            |





| <b>Tools</b>                |             |
|-----------------------------|-------------|
| Cutting tools               | J.2         |
| Cutting tools - Accessories | J.3         |
| Stripping tools             | J.4         |
| Crimping tools              | J.5 - J.6   |
| Accessories                 | J.7 - J.12  |
| Screwdrivers                | J.13 - J.20 |
| DMS manual / DMSI manual    | J.21        |
| Screwdrivers                | J.22 - J.24 |

# Cutting Tools

## Cutting tools

- Cutting formation for different cable sizes increases the quality of the cuts for smaller cross-sections.

### KT 8



Cutting tool that does not damage the conductor; for cutting copper and aluminium cables with a diameter of up to 8 mm

- Not suitable for steel wires, steel-armoured cables, aluminium alloys and hard-drawn copper conductors!

### KT 12



Cutting tool that does not damage the conductor; for cutting copper and aluminium cables with a diameter of up to 12 mm

- Not suitable for steel wires, steel-armoured cables, aluminium alloys and hard-drawn copper conductors!

## Technical data

| Max. cutting performance copper cable    |                       |
|--|-----------------------|
| Solid (max. conductor cross-section)     | mm <sup>2</sup> / AWG |
| Stranded (max. conductor cross-section)  | mm <sup>2</sup> / AWG |
| Flexible (max. conductor cross-section)  | mm <sup>2</sup> / AWG |
| Flexible, Stranded (max. diameter)       | mm                    |
| Sector line                              |                       |
| Max. cutting performance aluminium cable |                       |
| Stranded (max. conductor cross-section)  | mm <sup>2</sup> / AWG |
| Stranded (max. diameter)                 | mm                    |
| Solid                                    | mm <sup>2</sup>       |
| Data-/ telephone-/ control cable         |                       |
| O.D. max.                                | mm                    |
| Tool data                                |                       |
| Length / width / height                  | mm                    |
| Weight                                   | g                     |
| Information                              |                       |
| (tool closed)                            |                       |

| KT8 |  |               |
|-----|--|---------------|
|     |  | 16 / 6        |
|     |  | 16 / 6        |
|     |  | 16 / 6        |
|     |  | 8             |
|     |  |               |
|     |  | 16 / 6        |
|     |  | 8             |
|     |  | 16            |
|     |  |               |
|     |  | 8             |
|     |  |               |
|     |  | 165 / 65 / 25 |
|     |  | 180           |
|     |  | (tool closed) |

| KT12 |  |               |
|------|--|---------------|
|      |  | 16 / 6        |
|      |  | 25 / 3        |
|      |  | 35 / 2        |
|      |  | 12            |
|      |  |               |
|      |  | 25 / 6        |
|      |  | 8             |
|      |  | 25            |
|      |  |               |
|      |  | 12            |
|      |  |               |
|      |  | 215 / 66 / 28 |
|      |  | 300           |
|      |  | (tool closed) |

## Order data

| Version     |
|-------------|
|             |
| Information |
|             |

| Type        | Qty. | Order No.  |
|-------------|------|------------|
| KT 8        | 1    | 9002650000 |
|             |      |            |
| Information |      |            |
|             |      |            |

| Type        | Qty. | Order No.  |
|-------------|------|------------|
| KT 12       | 1    | 9002660000 |
|             |      |            |
| Information |      |            |
|             |      |            |

## Accessories

| Type        | Qty. | Order No. |
|-------------|------|-----------|
|             |      |           |
| Information |      |           |
|             |      |           |

| Type        | Qty. | Order No. |
|-------------|------|-----------|
|             |      |           |
| Information |      |           |
|             |      |           |

| Type        | Qty. | Order No. |
|-------------|------|-----------|
|             |      |           |
| Information |      |           |
|             |      |           |

# Cutting Tools

## WAW 1

### Notching tool



Tool for trimming poles from WQV 2.5 to WQV 35 cross connections used in Weidmueller W-Series terminals.

#### Technical data

|        |        |
|--------|--------|
| Length | 167 mm |
| Weight | 227 g  |

#### Order data

| Type  | Order No.  |
|-------|------------|
| WAW 1 | 9004500000 |
|       |            |
|       |            |
|       |            |
|       |            |
|       |            |
|       |            |
|       |            |
|       |            |
|       |            |

## WAW 2

### Notching tool



Tool for punching out the cross-connection windows of the Weidmüller W-Series Disconnect terminal WTR 2.5 Fuse terminal WSI 6

#### Technical data

|        |        |
|--------|--------|
| Length | 205 mm |
| Weight | 338 g  |

#### Order data

| Type  | Order No.  |
|-------|------------|
| WAW 2 | 9004510000 |
|       |            |
|       |            |
|       |            |
|       |            |
|       |            |
|       |            |
|       |            |
|       |            |
|       |            |

## KT ZQV

### Cutting tool



Cutting tool that does not damage the edge; for cutting the cross-connections of the Weidmüller Z-series.

#### Technical data

|        |        |
|--------|--------|
| Length | 215 mm |
| Weight | 300 g  |

#### Order data

| Type   | Order No.  |
|--------|------------|
| KT ZQV | 9002170000 |
|        |            |
|        |            |
|        |            |
|        |            |
|        |            |
|        |            |
|        |            |
|        |            |
|        |            |

# Stripping tools

## Stripping- and cutting tools

- For flexible and massive conductors with PVC-insulation
- Stripping length adjustable with shoulder
- automatic opening of the clamping jaws after stripping
- no splicing of the single conductor
- adjustable to different insulation thickness
- cable with double insulation in two processing steps without special adjustment
- Blade-device free from float and self-adjustable
- long durability
- optimised ergonomically design

### Stripax® 16



### Stripax®



Stripping and cutting tool for flexible and massive conductors with PVC-insulation of 6...16 mm<sup>2</sup> (~AWG 10... 6)

- Cutting of flexible and massive conductors up to 6 mm<sup>2</sup> (AWG 10)
- No damaging of the conductor due to special blade forms

Stripping and cutting tool for flexible conductors with PVC-insulation of 0.08...6mm<sup>2</sup> (~AWG 28...10)

- No damaging of the conductor due to special, self-adjustable stripping blades
- Processing of multi-conductors, with thin flat ribbon cables even multiple conductors in one operation

## Technical data

| Max. stripping performance copper cable |                 |
|---|-----------------|
| Cable model                             |                 |
| Conductor cross-section                 | mm <sup>2</sup> |
| Conductor diameter                      | mm              |
| Max. stripping length                   | mm              |
| Adjustable depth of cut                 | mm              |
| Cutting performance                     |                 |
| Max. cutting performance                | mm <sup>2</sup> |
| <b>Tool data</b>                        |                 |
| Length                                  | mm              |
| Weight                                  | g               |
| <b>Information</b>                      |                 |

| Stripax® 16                     |  |
|---------------------------------|--|
| flexible & solid PVC conductors |  |
| 6 ... 16                        |  |
| 20                              |  |
| 6                               |  |
| 190                             |  |
| 155                             |  |
| <b>Information</b>              |  |

| Stripax®                        |  |
|---------------------------------|--|
| flexible & solid PVC conductors |  |
| 0.08 ... 6                      |  |
| 20                              |  |
| 6                               |  |
| 190                             |  |
| 155                             |  |
| <b>Information</b>              |  |

## Order data

| Version            |
|--------------------|
|                    |
| <b>Information</b> |

| Type               | Qty. | Order No.  |
|--------------------|------|------------|
| stripax® 16        | 1    | 9055610000 |
| <b>Information</b> |      |            |

| Type               | Qty. | Order No.  |
|--------------------|------|------------|
| stripax®           | 1    | 9005000000 |
| <b>Information</b> |      |            |

## Accessories

| Type                   | Qty. | Order No.  |
|------------------------|------|------------|
| Spare stripping blades | 1    | 9054080000 |
| Cleaning brush         | 5    | 9005450000 |
| <b>Information</b>     |      |            |

| Type                   | Qty. | Order No.  |
|------------------------|------|------------|
| Cleaning brush         | 5    | 9005450000 |
| Spare stripping blades | 1    | 9054030000 |
| <b>Information</b>     |      |            |

| Type                   | Qty. | Order No.  |
|------------------------|------|------------|
| Cleaning brush         | 5    | 9005450000 |
| Spare stripping blades | 1    | 9054030000 |
| <b>Information</b>     |      |            |



# Crimping tools

## Crimping tool for wire and ferrules

- Positive blocking guarantees good-quality crimping.
- Release option in case of incorrect operation

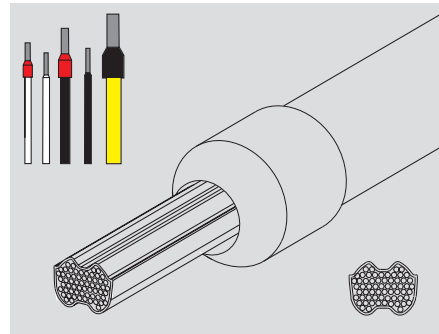
### PZ 6/5

Crimping tool for wire end ferrules from 0.25...6mm<sup>2</sup>



Crimping tool for wire end ferrules (according to DIN 46228 T. 1 and 4) with and without plastic collar of 0.25...6 mm<sup>2</sup> (~ AWG 24...10) and twin wire end ferrules of 0.5...4.0mm<sup>2</sup>

- Crimp according to Euro-Norm EN 60947-1
- Five crimping stations corresponding to the conductor cross-section
- Approval according to VG 95211 (military designation VG 95 236 T 14 B 002)



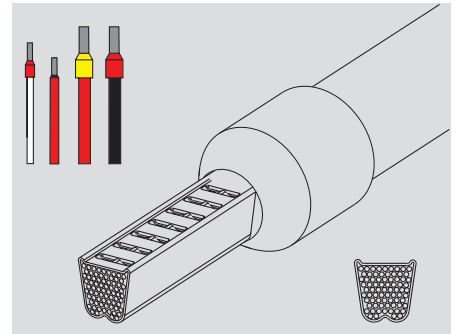
### PZ 6roto

Crimping tool for wire end ferrules from 0.14...6mm<sup>2</sup>



Crimping tool for wire end ferrules of 0,14...6 mm<sup>2</sup> with and without plastic collar according to DIN 46228 T 1 and 4 (~ AWG 26...10) and twin-wire end ferrules of 0,5...4 mm<sup>2</sup>

- Only one die for the whole cross-section
- Pivoted die for wire end ferrule-insertion
- Wire end ferrule insertion from the front or from the side



## Technical data

| Description of contact                              |                 |
|---|-----------------|
| Type of contact                                     |                 |
| Crimping range                                      | mm <sup>2</sup> |
| Crimping range 1 (with multiple crimping positions) | mm <sup>2</sup> |
| Crimping range 2 (with multiple crimping positions) | mm <sup>2</sup> |
| Crimping range 3 (with multiple crimping positions) | mm <sup>2</sup> |
| Plug width  | mm              |

| PZ 6/5  |              |
|---|--------------|
| ferrules with/without plastic collar                |              |
| Crimping range                                      | 0.25 ... 6   |
| Crimping range 1 (with multiple crimping positions) | 0.25 ... 0.5 |
| Crimping range 2 (with multiple crimping positions) | 0.75 ... 1.5 |
| Crimping range 3 (with multiple crimping positions) | 2.5          |

| PZ 6 roto                            |            |
|--------------------------------------|------------|
| ferrules with/without plastic collar |            |
| Crimping range                       | 0.14 ... 6 |

| Tool data |    |
|-----------|----|
| Length    | mm |
| Weight    | g  |

|        |    |     |
|--------|----|-----|
| Length | mm | 200 |
| Weight | g  | 423 |

|        |    |     |
|--------|----|-----|
| Length | mm | 200 |
| Weight | g  | 428 |

## Order data

| Version |
|---------|
|         |

| Type   | Qty. | Order No.  |
|--------|------|------------|
| PZ 6/5 | 1    | 9011460000 |

| Type      | Qty. | Order No.  |
|-----------|------|------------|
| PZ 6 roto | 1    | 9014350000 |

## Accessories

| Information |
|-------------|
|             |

|   |
|---|
| Information and ordering data for wire end ferrules see chapter tools wire end ferrules |
|---|

|   |
|---|
| Information and ordering data for wire end ferrules see chapter tools wire end ferrules |
|---|

# Crimpen

## Crimping tool for wire and ferrules

- Positive blocking guarantees good-quality crimping
- Release option in case of incorrect operation
- Wire end ferrule insertion from the side

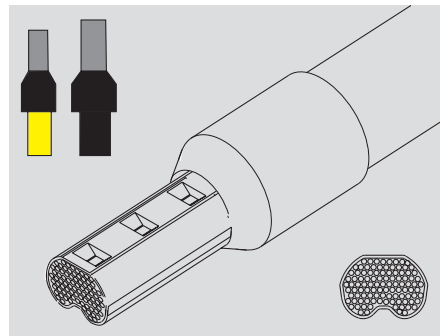
### PZ 16

Crimping tool for wire end ferrules from 6...16mm<sup>2</sup>



Crimping tool for wire end ferrules (acc. to DIN 46228 part 1 and 4) with and without plastic collar from 6...16 mm<sup>2</sup> (~ AWG 10...6)

- Three crimping stations corresponding to the conductor cross-sections
- Crimp according to Euro-Norm EN 60947-1
- Approval according to VG 95211 (military designation VG 95 236 T 14 B 002)



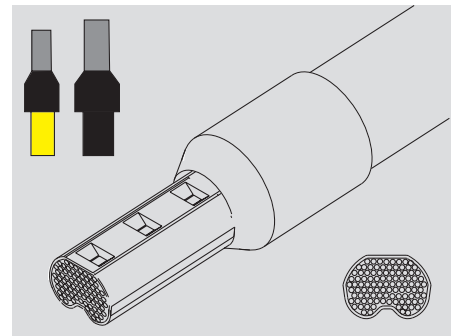
### PZ 50

Crimping tool for wire end ferrules with 25, 35 and 50mm<sup>2</sup>



Crimping tool for wire end ferrules of 25, 35 and 50 mm<sup>2</sup> with and without plastic collar acc. to DIN 46228 part 1 and 4 (~ AWG 3...1)

- Three crimping stations corresponding to the conductor cross-sections
- Crimp according to Euro-Norm EN 60947-1
- Approval according to VG 95211 (military designation VG 95 236 T 14 B 002)



## J

### Technical data

| Description of contact                              |                 |
|---|-----------------|
| Type of contact                                     |                 |
| Crimping range                                      | mm <sup>2</sup> |
| Crimping range 1 (with multiple crimping positions) | mm <sup>2</sup> |
| Crimping range 2 (with multiple crimping positions) | mm <sup>2</sup> |
| Crimping range 3 (with multiple crimping positions) | mm <sup>2</sup> |
| Plug width  | mm              |

| Tool data   |    |
|-------------|----|
| Length      | mm |
| Weight      | g  |
| Information |    |

### Order data

| Version     |
|-------------|
| Information |

### Accessories

| Information |
|-------------|
|             |

| PZ 16   |          |
|---|----------|
| ferrules with/without plastic collar                |          |
| Crimping range                                      | 6 ... 16 |
| Crimping range 1 (with multiple crimping positions) | 6        |
| Crimping range 2 (with multiple crimping positions) | 10       |
| Crimping range 3 (with multiple crimping positions) | 16       |
| Plug width  | mm       |

| Tool data   |    |
|-------------|----|
| Length      | mm |
| Weight      | g  |
| Information |    |

| Type        | Qty. | Order No. |
|-------------|------|-----------|
| PZ 16       | 1    | 901260000 |
| Information |      |           |

Information and ordering data for wire end ferrules see chapter tools wire end ferrules

| PZ 50   |           |
|---|-----------|
| ferrules with/without plastic collar                |           |
| Crimping range                                      | 25 ... 50 |
| Crimping range 1 (with multiple crimping positions) | 25        |
| Crimping range 2 (with multiple crimping positions) | 35        |
| Crimping range 3 (with multiple crimping positions) | 50        |
| Plug width  | mm        |

| Tool data   |    |
|-------------|----|
| Length      | mm |
| Weight      | g  |
| Information |    |

| Type        | Qty. | Order No. |
|-------------|------|-----------|
| PZ 50       | 1    | 900645000 |
| Information |      |           |

Information and ordering data for wire end ferrules see chapter tools wire end ferrules

## Accessories

Weidmüller stocks a comprehensive range of wire end ferrules and insulated cable lugs for immediate supply.

### Wire end ferrules

Wire end ferrules ensure the long-term quality of electrical connections. Another advantage is their usefulness during installation. The wide range of products embraces wire end ferrules with or without plastic collars and twin wire end ferrules in all the colours normally required by users.



### Insulated cable lugs

Insulated cable lugs ensure the long-term quality of electrical connections. Most of the products in the range (apart from the butt connectors) have a conical inlet. This guarantees optimum entry of the conductor as the strands are automatically centred.



# Accessories

## Tools

### Tools for insulated cable lugs

| Tool    | Order No.  | Type of contact |           |           |
|---------|------------|-----------------|-----------|-----------|
|         |            | 0,5 - 1,5       | 1,5 - 2,5 | 4,0 - 6,0 |
| CTI 6   | 9006120000 | ●               | ●         |           |
| CTI 6 S | 9006210000 | ●               | ●         |           |
| HTI 15  | 9014400000 | ●               | ●         | ●         |
| Station |            | red             | blue      | yellow    |

### Crimping tools for ferrules

|           | PZ 1.5     | stripax®<br>plus 2.5 | PZ 3       | PZ 4       | PZ 6<br>roto | PZ 6 HEX   | PZ 6/5     | PZ 16      | PZ 50      |
|-----------|------------|----------------------|------------|------------|--------------|------------|------------|------------|------------|
| Order No. | 9005990000 | 9020000000           | 0567300000 | 9012500000 | 9014350000   | 9013650000 | 9011460000 | 9012600000 | 9006450000 |
| AEH mm²   |            |                      |            |            |              |            |            |            |            |
| H 0.25    | ●          |                      |            |            | ●            | ●          | ●          |            |            |
| H 0.34    | ●          |                      |            |            | ●            | ●          | ●          |            |            |
| H 0.5     | ●          | ●                    | ●          | ●          | ●            | ●          | ●          |            |            |
| H 0.75    | ●          | ●                    | ●          | ●          | ●            | ●          | ●          |            |            |
| H 1.0     | ●          | ●                    | ●          | ●          | ●            | ●          | ●          |            |            |
| H 1.5     | ●          | ●                    | ●          | ●          | ●            | ●          | ●          |            |            |
| H 2.5     |            | ●                    | ●          | ●          | ●            | ●          | ●          |            |            |
| H 4.0     |            |                      | ●          | ●          | ●            | ●          | ●          |            |            |
| H 6.0     |            |                      | ●          |            | ●            | ●          | ●          | ●          |            |
| H 10.0    |            |                      |            |            |              |            |            | ●          |            |
| H 16.0    |            |                      |            |            |              |            |            | ●          |            |
| H 25.0    |            |                      |            |            |              |            |            |            | ●          |
| H 35.0    |            |                      |            |            |              |            |            |            | ●          |
| H 50.0    |            |                      |            |            |              |            |            |            | ●          |

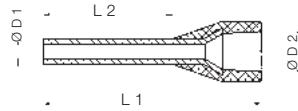
● = ferrules in strip form only

### Twin wire end ferrules are to be crimped according to the following table

| Tool     | Order No.  | Ferrules |         |         |         |       |       |       |        |        |
|----------|------------|----------|---------|---------|---------|-------|-------|-------|--------|--------|
|          |            | H 0,5    | H 0,75  | H 1,0   | H 1,5   | H 2,5 | H 4,0 | H 6,0 | H 10,0 | H 16,0 |
| PZ 1.5   | 9005990000 | ●        | ●       |         |         |       |       |       |        |        |
| PZ 3     | 0567300000 | ●        | ●       | ●       | ●       | ●     |       |       |        |        |
| PZ 4     | 9012500000 | ●        | ●       | ●       | ●       | ●     |       |       |        |        |
| PZ6 roto | 9014350000 | ●        | ●       | ●       | ●       | ●     | ●     |       |        |        |
| PZ 6/5   | 9011460000 |          | ●       | ●       | ●       | ●     | ●     |       |        |        |
| Station  |            | 1,5 mm²  | 1,5 mm² | 2,5 mm² | 2,5 mm² | 4 mm² | 6 mm² |       |        |        |
| PZ ZH16  | 9013600000 |          |         |         |         |       |       | ●     | ●      | ●      |

# Accessories

## Wire end ferrules with plastic collars



| Nominal cross-section (mm <sup>2</sup> ) | AWG     | Dimensions (mm) |     |      |      | Stripping length |      |
|--|---------|-----------------|-----|------|------|------------------|------|
|  |         | L 1             | L 2 | D 1  | D 2  | mm               | Qty  |
| 0.14                                     | 26      | 10              | 6   | 0.6  | 1.5  | 8                | 500  |
|  | 26      | 12              | 8   | 0.6  | 1.5  | 10               | 500  |
| 0.25                                     | 24      | 10              | 6   | 0.8  | 1.8  | 8                | 500  |
|  | 24      | 12              | 8   | 0.8  | 1.8  | 10               | 500  |
| 0.34                                     | 22      | 10              | 6   | 0.8  | 2    | 8                | 500  |
|  | 22      | 12              | 8   | 0.8  | 2    | 10               | 500  |
|  | 22      | 12              | 8   | 0.8  | 2    | 10               | 5000 |
| 0.5                                      | 20      | 10              | 6   | 1    | 2.6  | 8                | 500  |
|  | 20      | 12              | 6   | 1    | 2.6  | 8                | 500  |
|  | 20      | 14              | 8   | 1    | 2.6  | 10               | 500  |
|  | 20      | 14              | 8   | 1    | 2.6  | 10               | 5000 |
|  | 20      | 16              | 10  | 1    | 2.6  | 12               | 500  |
| 0.75                                     | 18      | 12              | 6   | 1.2  | 2.8  | 8                | 500  |
|  | 18      | 14              | 8   | 1.2  | 2.8  | 10               | 500  |
|  | 18      | 14              | 8   | 1.2  | 2.8  | 10               | 5000 |
|  | 18      | 16              | 10  | 1.2  | 2.8  | 12               | 500  |
|  | 18      | 18              | 12  | 1.2  | 2.8  | 14               | 500  |
| 1  | 17      | 12              | 6   | 1.4  | 3    | 8                | 500  |
|  | 17      | 14              | 8   | 1.4  | 3    | 10               | 500  |
|  | 17      | 14              | 8   | 1.4  | 3    | 11               | 5000 |
|  | 17      | 16              | 10  | 1.4  | 3    | 12               | 500  |
|  | 17      | 18              | 12  | 1.4  | 3    | 15               | 500  |
| 1.5                                      | 16      | 14              | 8   | 1.7  | 3.5  | 10               | 500  |
|  | 16      | 14              | 8   | 1.7  | 3.2  | 10               | 5000 |
|  | 16      | 14              | 8   | 1.7  | 3.2  | 10               | 500  |
|  | 16      | 16              | 10  | 1.7  | 3.5  | 12               | 500  |
|  | 16      | 18              | 12  | 1.7  | 3.5  | 15               | 500  |
| 2.5                                      | 14      | 14              | 8   | 2.2  | 4.2  | 10               | 500  |
|  | 14      | 14              | 8   | 2.2  | 4    | 11               | 3000 |
|  | 14      | 14              | 8   | 2.2  | 4    | 11               | 500  |
|  | 14      | 18              | 12  | 2.2  | 4.2  | 14               | 500  |
|  | 14      | 24              | 18  | 2.2  | 4.2  | 20               | 500  |
| 4  | 12      | 17              | 10  | 2.8  | 4.8  | 12               | 500  |
|  | 12      | 20              | 12  | 2.8  | 4.8  | 14               | 500  |
|  | 12      | 26              | 18  | 2.8  | 4.8  | 20               | 500  |
| 6  | 10      | 20              | 12  | 3.5  | 6.3  | 14               | 100  |
|  | 10      | 26              | 18  | 3.5  | 6.3  | 20               | 100  |
| 10                                       | 7       | 22              | 12  | 4.5  | 7.6  | 15               | 100  |
|  | 7       | 28              | 18  | 4.5  | 7.6  | 21               | 100  |
| 16                                       | 6       | 24              | 12  | 5.8  | 8.8  | 15               | 100  |
|  | 6       | 28              | 18  | 5.8  | 8.8  | 21               | 100  |
| 25                                       | 3       | 30              | 16  | 7.3  | 11.2 | 18               | 50   |
|  | 3       | 36              | 22  | 7.3  | 11.2 | 24               | 50   |
| 35                                       | 2       | 30              | 16  | 8.3  | 12.7 | 19               | 50   |
|  | 2       | 30              | 18  | 8.3  | 12.7 | 21               | 50   |
|  | 2       | 39              | 25  | 8.3  | 12.7 | 28               | 50   |
| 50 ...                                   | 1       | 36              | 20  | 10.3 | 15   | 26               | 50   |
|  | 1       | 40              | 25  | 10.3 | 15   | 31               | 50   |
|  | 2/0     | 37              | 20  | 12.7 | 16   | 26               | 25   |
|  | 3/0     | 44              | 25  | 14.7 | 18   | 31               | 25   |
|  | 4/0     | 50              | 30  | 16.5 | 21   | 36               | 25   |
| 150                                      | 300 MCM | 54              | 32  | 18.5 | 23.5 | 38               | 25   |

## Weidmüller standard

| Type       | Colour     | Order No.  | Strip pack Order No. | Ferrules in strip form Order No. | Ferrules on reels Order No. |
|------------|------------|------------|----------------------|----------------------------------|-----------------------------|
| H 0.14/10  | grey       |            | 9005180000           |                                  |                             |
| H 0.14/12  | grey       |            | 9028240000           |                                  |                             |
| H 0.25/10  | light blue | 9025740000 | 9026050000           |                                  |                             |
| H 0.25/12  | light blue | 9025760000 | 9025780000           |                                  |                             |
| H 0.34/10  | turquoise  | 9025750000 | 9026030000           |                                  |                             |
| H 0.34/12  | turquoise  | 9025770000 | 9025790000           |                                  |                             |
| H 0.34/12  | turquoise  |            |                      |                                  | 9004390000                  |
| H 0.5/10   | orange     |            | 9028260000           |                                  |                             |
| H 0.5/12   | orange     | 0409500000 |                      |                                  |                             |
| H 0.5/14   | orange     | 0690700000 | 9026060000           | 9004270000                       |                             |
| H 0.5/14   | orange     |            |                      |                                  | 9005810000                  |
| H 0.5/16   | orange     | 9025870000 | 9028270000           |                                  |                             |
| H 0.75/12  | white      | 0409600000 | 9028280000           |                                  |                             |
| H 0.75/14  | white      | 0462900000 | 9026070000           | 9004290000                       |                             |
| H 0.75/14  | white      |            |                      |                                  | 9005820000                  |
| H 0.75/16  | white      | 9025860000 | 9028290000           |                                  |                             |
| H 0.75/18  | white      | 9025910000 | 9028300000           |                                  |                             |
| H 1/12     | yellow     | 0409700000 | 9028310000           |                                  |                             |
| H 1/14     | yellow     | 0463000000 | 9026080000           | 9004320000                       |                             |
| H 1/14     | yellow     |            |                      |                                  | 9005830000                  |
| H 1/16     | yellow     | 9025950000 | 9028320000           |                                  |                             |
| H 1/18     | yellow     | 9025930000 | 9028340000           |                                  |                             |
| H 1.5/14   | red        | 0463100000 | 9026090000           |                                  |                             |
| H 1.5/14   | red        |            |                      |                                  | 9005840000                  |
| H 1.5/14   | red        |            |                      | 9004340000                       |                             |
| H 1.5/16   | red        | 0635100000 | 9028350000           |                                  |                             |
| H 1.5/24   | red        | 0565600000 |                      |                                  |                             |
| H 2.5/14 D | blue       | 9019160000 | 9026100000           |                                  |                             |
| H 2.5/14 D | blue       |            |                      |                                  | 9005850000                  |
| H 2.5/14 D | blue       |            |                      | 9004360000                       |                             |
| H 2.5/18 D | blue       | 9019170000 |                      |                                  |                             |
| H 2.5/24 D | blue       | 9019180000 |                      |                                  |                             |
| H 4/17 D   | grey       | 9019190000 | 9026010000*          |                                  |                             |
| H 4/20 D   | grey       | 9019200000 |                      |                                  |                             |
| H 4/26 D   | grey       | 9019210000 |                      |                                  |                             |
| H 6/20     | black      | 0533500000 |                      |                                  |                             |
| H 6/26     | black      | 0565700000 |                      |                                  |                             |
| H 10/22    | ivory      | 0534200000 |                      |                                  |                             |
| H 10/28    | ivory      | 0565800000 |                      |                                  |                             |
| H 16/24    | green      | 0565900000 |                      |                                  |                             |
| H 16/28    | green      | 0566000000 |                      |                                  |                             |
| H 25/30    | brown      | 0317000000 |                      |                                  |                             |
| H 25/36    | brown      | 0317100000 |                      |                                  |                             |
| H 35/30    | beige      | 0317200000 |                      |                                  |                             |
| H 35/39    | beige      | 0317300000 |                      |                                  |                             |
| H 50/36    | olive      | 0444200000 |                      |                                  |                             |
| H 70/40    | yellow     | 9028200000 |                      |                                  |                             |
| H 95/44    | red        | 9028210000 |                      |                                  |                             |
| H 120/50   | blue       | 9028220000 |                      |                                  |                             |
| H 150/54   | yellow     | 9028230000 |                      |                                  |                             |

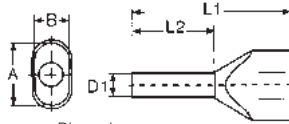
Standard 5x 100 ferrules

\* Strip pack 5x 50 ferrules



# Accessories

## Twin wire end ferrules with plastic collar



|      | Nominal cross-section (mm <sup>2</sup> ) | AWG | Dimensions (mm) |     |     |          | Stripping length (mm) | Qty |
|------|--|-----|-----------------|-----|-----|----------|-----------------------|-----|
|      |  |     | L 1             | L 2 | D 1 | A/B      |                       |     |
| 0.5  | 0.5                                      | 20  | 15              | 8   | 1.4 | 5/3      | 11                    | 500 |
|      | 0.5                                      | 20  | 16              | 10  | 1.4 | 5/3      | 13                    | 500 |
|      | 0.5                                      | 20  | 19              | 12  | 1.4 | 5/3      | 15                    | 500 |
| 0.75 | 0.75                                     | 18  | 15              | 8   | 1.7 | 5.5/3    | 11                    | 500 |
|      | 0.75                                     | 18  | 17              | 10  | 1.7 | 5.5/3    | 13                    | 500 |
|      | 0.75                                     | 18  | 24              | 18  | 1.7 | 5.5/3    | 21                    | 500 |
| 1    | 1.0                                      | 17  | 16              | 8   | 2.2 | 6.5/3.6  | 12                    | 500 |
|      | 1.0                                      | 17  | 15              | 8   | 2.0 | 5.8/3.2  | 12                    | 500 |
|      | 1.0                                      | 17  | 19              | 12  | 2.0 | 5.8/3.2  | 16                    | 500 |
|      | 1.0                                      | 17  | 25              | 18  | 2.0 | 5.8/3.2  | 22                    | 500 |
| 1.5  | 1.5                                      | 16  | 16              | 8   | 2.2 | 6.5/3.6  | 11                    | 500 |
|      | 1.5                                      | 16  | 20              | 12  | 2.2 | 6.5/3.6  | 15                    | 500 |
|      | 1.5                                      | 16  | 26              | 18  | 2.2 | 6.5/3.6  | 21                    | 100 |
| 2.5  | 2.5                                      | 14  | 19              | 10  | 2.8 | 8/4.5    | 13                    | 500 |
|      | 2.5                                      | 14  | 19              | 10  | 2.8 | 8/4.5    | 13                    | 250 |
|      | 2.5                                      | 14  | 21              | 12  | 2.8 | 8/4.5    | 15                    | 500 |
|      | 2.5                                      | 14  | 21              | 12  | 2.8 | 8/4.5    | 15                    | 250 |
|      | 2.5                                      | 14  | 27              | 18  | 2.8 | 8/4.5    | 21                    | 500 |
| 4    | 4.0                                      | 12  | 22              | 12  | 3.5 | 9/5.2    | 15                    | 100 |
|      | 4.0                                      | 12  | 28              | 18  | 3.5 | 9/5.2    | 21                    | 100 |
| 6    | 6.0                                      | 10  | 25              | 12  | 4.5 | 11.4/6.2 | 20                    | 100 |
|      | 6.0                                      | 10  | 29              | 18  | 4.5 | 11.4/6.2 | 24                    | 100 |
| 10   | 10.0                                     | 7   | 24              | 12  | 5.8 | 13.4/7.6 | 17                    | 100 |
|      | 10.0                                     | 7   | 30              | 18  | 5.8 | 13.4/7.6 | 23                    | 100 |
|      | 10.0                                     | 7   | 24              | 12  | 6.5 | 13.4/7.6 | 17                    | 100 |
|      | 10.0                                     | 7   | 30              | 18  | 6.5 | 13.4/7.6 | 23                    | 100 |
| 16   | 16.0                                     | 6   | 29              | 16  | 8.3 | 17.2/9.5 | 20                    | 50  |
|      | 16.0                                     | 6   | 38              | 25  | 8.3 | 17.2/9.5 | 29                    | 50  |

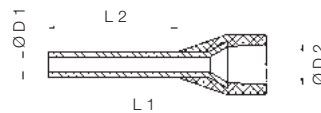
## Weidmüller standard



| Type        | Colour | Order No.  | Strip pack Order No. |
|-------------|--------|------------|----------------------|
| H 0.5/15    | orange | 9037200000 | 9004440000*          |
| H 0.5/16.5  | orange | 9037210000 |                      |
| H 0.5/18.5  | orange | 9037220000 |                      |
| H 0.75/15   | white  | 9037230000 | 9018510000***        |
| H 0.75/17   | white  | 9037240000 | 9004900000*          |
| H 0.75/24.5 | white  | 9037250000 |                      |
| H 1/15S     | yellow | 9018690000 | 9018650000*          |
| H 1/15      | yellow | 9037260000 | 9018530000*          |
| H 1/20      | yellow | 9037270000 | 9004910000*          |
| H 1/25.6    | yellow | 9037280000 |                      |
| H 1.5/16    | red    | 9037290000 | 9004410000*          |
| H 1.5/20    | red    | 9037300000 | 9004920000*          |
| H 1.5/25.6  | red    | 9037310000 |                      |
| H 2.5/18.5D | blue   | 9037500000 |                      |
| H 2.5/18.5D | blue   |            | 9004430000**         |
| H 2.5/20.5D | blue   | 9037510000 |                      |
| H 2.5/20.5D | blue   |            | 9004740000**         |
| H 2.5/26.5D | blue   | 9037520000 |                      |
| H 4/22D     | grey   | 9037530000 | 9004730000***        |
| H 4/28D     | grey   | 9037540000 |                      |
| H 6/25      | black  | 9037320000 | 9004930000***        |
| H 6/29      | black  | 9037330000 |                      |
| H 10/26     | ivory  | 9037340000 | 9004940000***        |
| H 10/30     | ivory  | 9037350000 |                      |
| H 10/24 S   | ivory  | 9018860000 |                      |
| H 10/30 S   | ivory  | 9018870000 |                      |
| H 16/29     | green  | 9037360000 |                      |
| H 16/38     | green  | 9037370000 |                      |

\* 5 x 100 \*\* 5 x 50 \*\*\* 5 x 20

## Wire end ferrules for short-circuit-proof and earthing-proof conductors



|     | Nominal cross-section (mm <sup>2</sup> ) | AWG | Dimensions (mm) |     |     |      | Stripping length (mm) | Qty |
|-----|--|-----|-----------------|-----|-----|------|-----------------------|-----|
|     |  |     | L 1             | L 2 | D 1 | D 2  |                       |     |
| 1,5 | 1.5                                      | 16  | 17.5            | 8   | 1.8 | 6.8  | 13                    | 100 |
|     | 1.5                                      | 16  | 19.5            | 10  | 1.8 | 6.8  | 15                    | 100 |
| 2,5 | 2.5                                      | 14  | 17.5            | 8   | 2.3 | 7.6  | 14                    | 100 |
|     | 2.5                                      | 14  | 21.5            | 12  | 2.3 | 7.6  | 17                    | 100 |
| 4   | 4  | 12  | 19.5            | 10  | 2.9 | 7.8  | 14                    | 100 |
| 6   | 6  | 10  | 23              | 12  | 3.6 | 8.1  | 17                    | 100 |
| 10  | 10                                       | 7   | 24              | 12  | 4.6 | 9.6  | 17                    | 100 |
| 16  | 16                                       | 6   | 25.5            | 12  | 6   | 11.9 | 26                    | 100 |

| Type         | Colour | Order No. | Strip pack Order No. |
|--------------|--------|-----------|----------------------|
| H 1.5/17.5XS | black  |           | 9006590000           |
| H 1.5/19.5XS | black  |           | 9006630000           |
| H 2.5/17.5XS | blue   |           | 9006670000           |
| H 2.5/21.5XS | blue   |           | 9006710000           |
| H 4/19.5XS   | grey   |           | 9006750000           |
| H 6/23XS     | yellow |           | 9006790000           |
| H 10/24.5XS  | red    |           | 9006830000           |
| H 16/25.5XS  | blue   |           | 9006870000           |

# Accessories

## DIN

| Type         | Colour   | Order No.  | Strip pack Order No. |
|--------------|----------|------------|----------------------|
| H 0.5/15D    | ● white  | 9037380000 | 9004780000*          |
| H 0.5/16.5D  | ● white  | 9037390000 |                      |
| H 0.5/18.4D  | ● white  | 9037400000 |                      |
| H 0.75/15D   | ● grey   | 9037410000 | 9018520000*          |
| H 0.75/17D   | ● grey   | 9037420000 | 9004770000*          |
| H 0.75/24.5D | ● grey   | 9037430000 |                      |
| H 1/15D      | ● red    | 9037440000 | 9018540000*          |
| H 1/20D      | ● red    | 9037450000 | 9004760000*          |
| H 1/25.6D    | ● red    | 9037460000 |                      |
| H 1.5/16D    | ● black  | 9037470000 | 9004420000*          |
| H 1.5/20D    | ● black  | 9037480000 | 9004750000*          |
| H 1.5/25.6D  | ● black  | 9037490000 |                      |
| H 2.5/18.5D  | ● blue   | 9037500000 |                      |
| H 2.5/18.5D  | ● blue   |            | 9004430000**         |
| H 2.5/20.5D  | ● blue   | 9037510000 |                      |
| H 2.5/20.5D  | ● blue   |            | 9004740000**         |
| H 2.5/26.5D  | ● blue   | 9037520000 |                      |
| H 4/22D      | ● grey   | 9037530000 | 9004730000***        |
| H 4/28D      | ● grey   | 9037540000 |                      |
| H 6/25D      | ● yellow | 9037550000 | 9004720000***        |
| H 6/29D      | ● yellow | 9037560000 |                      |
| H 10/26D     | ● red    | 9037570000 | 9004710000***        |
| H 10/30D     | ● red    | 9037580000 |                      |
| H 10/24 DS   | ● red    | 9018880000 |                      |
| H 10/30 DS   | ● red    | 9018890000 |                      |
| H 16/29D     | ● blue   | 9037590000 |                      |
| H 16/38D     | ● blue   | 9037600000 |                      |

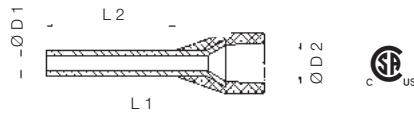
## Others

| Type         | Colour       | Order No.  | Strip pack Order No. |
|--------------|--------------|------------|----------------------|
| H 0.5/15     | ● orange     | 9037200000 |                      |
| H 0.5/16.5   | ● orange     | 9037210000 |                      |
| H 0.5/18.5   | ● orange     | 9037220000 |                      |
| H 0.75/15T   | ● light blue | 9037610000 | 9018570000*          |
| H 0.75/17T   | ● light blue | 9037620000 | 9005140000*          |
| H 0.75/24.5T | ● light blue | 9037630000 |                      |
| H 1/15D      | ● red        | 9037440000 | 9018540000*          |
| H 1/20D      | ● red        | 9037450000 | 9004760000*          |
| H 1/25.6D    | ● red        | 9037460000 |                      |
| H 1.5/16D    | ● black      | 9037470000 | 9004420000*          |
| H 1.5/20D    | ● black      | 9037480000 | 9004750000*          |
| H 1.5/25.6D  | ● black      | 9037490000 |                      |
| H 2.5/18.5T  | ● grey       | 9037640000 |                      |
| H 2.5/18.5T  | ● grey       |            | 9018580000**         |
| H 2.5/20.5T  | ● grey       | 9037650000 |                      |
| H 2.5/20.5T  | ● grey       |            | 9005150000**         |
| H 2.5/26.5T  | ● grey       | 9037660000 |                      |
| H 4/22T      | ● orange     | 9037670000 | 9018590000***        |
| H 4/28T      | ● orange     | 9037680000 |                      |
| H 6/25T      | ● green      | 9037690000 | 9005160000***        |
| H 6/29T      | ● green      | 9037700000 |                      |
| H 10/26T     | ● brown      | 9037710000 | 9005170000***        |
| H 10/30T     | ● brown      | 9037720000 |                      |
| H 16/29T     | ● white      | 9037730000 |                      |
| H 16/38T     | ● white      | 9037740000 |                      |

\* 5 x 100 \*\* 5 x 50 \*\*\* 5 x 20

## J

### Wire end ferrules with plastic collars Special sizes



| Nominal cross-section (mm <sup>2</sup> ) | AWG | Dimensions (mm) |     |     |     | Stripping length (mm) | Qty | Type         | Colour       | Order No.  | Strip pack Order No. |
|--|-----|-----------------|-----|-----|-----|-----------------------|-----|--------------|--------------|------------|----------------------|
|  |     | L 1             | L 2 | D 1 | D 2 |                       |     |              |              |            |                      |
| 0.5                                      | 20  | 14              | 8   | 1   | 2.9 | 10                    | 500 | H 0.5/14 S   | ● orange     | 9004560000 |                      |
|  | 20  | 14              | 8   | 1   | 2.9 | 10                    | 500 | H 0.5/14 DS  | ● white      | 9004590000 |                      |
| 0.75                                     | 18  | 14              | 8   | 1.2 | 3.4 | 10                    | 500 | H 0.75/14 S  | ● white      | 9025960000 | 9025700000*          |
|  | 18  | 14              | 8   | 1.2 | 3.4 | 10                    | 500 | H 0.75/14 TS | ● light blue | 9018550000 |                      |
| 1  | 17  | 14              | 8   | 1.4 | 3.5 | 10                    | 500 | H 1/14 S     | ● yellow     | 9025970000 | 9025710000*          |
|  | 17  | 14              | 8   | 1.4 | 3.5 | 10                    | 500 | H 1/14 DS    | ● red        | 9018560000 |                      |
| 1.5                                      | 16  | 12              | 6   | 1.7 | 3.5 | 8                     | 500 | H 1.5/12 S   | ● red        | 9025690000 |                      |
|  | 16  | 14              | 8   | 1.7 | 3.9 | 10                    | 500 | H 1.5/14 S   | ● red        | 9025980000 | 9025720000*          |
|  | 16  | 14              | 8   | 1.7 | 3.9 | 10                    | 500 | H 1.5/14 DS  | ● black      | 9025240000 | 9028360000*          |
| 2.5                                      | 14  | 12              | 6   | 2.2 | 4.2 | 8                     | 500 | H 2.5/12 DS  | ● blue       | 9028490000 |                      |
|  | 14  | 14              | 8   | 2.2 | 4   | 10                    | 500 | H 2.5/14 DS  | ● blue       | 1333100000 |                      |
|  | 14  | 16              | 10  | 2.2 | 4.2 | 13                    | 500 | H 2.5/16 DS  | ● blue       | 9036220000 |                      |
|  | 12  | 12              | 6   | 2.2 | 4.2 | 8                     | 500 | H 2.5/12 TS  | ● grey       | 9036200000 |                      |
|  | 14  | 14              | 8   | 2.2 | 4.2 | 10                    | 500 | H 2.5/14 TS  | ● grey       | 9426770000 |                      |
| 4.0                                      | 12  | 14              | 8   | 2.8 | 4.8 | 10                    | 500 | H 4.0/14 DS  | ● grey       | 9028520000 |                      |
|  | 12  | 15              | 8   | 2.8 | 4.8 | 12                    | 500 | H 4.0/15 TS  | ● orange     | 9036230000 |                      |

\* 5 x 100 ferrules



# Screwdrivers

## Rechargeable torque screwdriver

### DMS 3



### DMS 3 Set



#### DMS 3 rechargeable torque screwdriver

- One-hand operation under all working conditions
- Switchable forward and reverse
- Two speeds: 200 and 400 rpm
- Precise torque settings from approx. 0.2 ... 3 Nm in 6 steps
- Consistent performance during battery discharge
- Grip swings easily from rod to pistol form
- Takes 1/4" bits held by ball-bearing clamping mechanism (form E6.3)
- Safety lock prevents inadvertent switch-on
- Easy changeover from battery drive to manual operation up to 15 Nm

- inclusive bits for slotted screw  
Dimension of the blade:  
0,5 x 3,0; 0,6 x 3,5; 0,8 x 4,0; 1,0 x 5,5  
(Length: 70 mm)

## Technical data

| Screwdriver   |                              |
|---------------|------------------------------|
| Motor         | 2.4 V DC                     |
| Idling speed  | 200/400 rpm                  |
| Max. torque   | 3.0 Nm                       |
| Chuck         | 1/4" C6.3 DIN 3126           |
| Length        | 239 mm                       |
| Weight        | 400 g                        |
| Battery       |                              |
| Type          | 2 Ni-Cd batteries each 1.2 V |
| Weight        | 122 g                        |
| Charger       |                              |
| Input         | 230 V AC, 50 Hz, 50 mA       |
| Output        | 2.9 V AC, 1.4 A, 4.1 VA      |
| Charging time | 1 hour                       |
| Weight        | 700 g                        |

## Ordering data

| Type                      | Qty | Order No.  |
|---------------------------|-----|------------|
| DMS 3                     | 1   | 9007440000 |
| Screwdriver incl. battery |     |            |

| Type  | Qty | Order No.  |
|---|-----|------------|
| DMS 3 set 1 (screwdriver incl. battery, 1 charger, bits, plastic carrying case) | 1   | 9007470000 |
| DMS 3 set 2 (as set1 with 1 additional battery)                                 | 1   | 9007480000 |

\*) see figure

## Accessories

| Type          | Qty | Order No.  |
|---------------|-----|------------|
| Spare battery | 1   | 9007450000 |
| Charger       | 1   | 9007460000 |

## Screwdrivers

### Overview

Weidmüller screwdrivers come in four different grip sizes, and are the result of a consistent grip concept which takes into account both the human hand and the different requirements when working

- Perfect handling with all grip sizes
- Maximum torques
- Optimum transmission of axial force
- Complete range including all commercial dimensions



### SoftFinish-grip

With the SoftFinish zone for use in dry conditions and for general applications, Weidmüller offers a complete range of screwdrivers that enables far higher torques and at the same time substantially more comfort due to the soft material of the grip.

#### Product benefits:

- Made of special soft material which is kind to the skin, the SoftFinish zone enables maximum torques
- Perfect ergonomic grip design for comfortable screw driving and optimum handling
- Version with solid steel tip can be used for chiselling
- You can choose from long-life extremely stressable blades in standard sizes
- ChromTop blade tip offers maximum corrosion protection and greatest possible dimensional accuracy of the blade geometry in the screw head over many years

### SoftFinish electric

**VDE-insulated screwdriver according to DIN EN 60900, IEC 900 for work on live equipment**

#### Product benefits:

- The protective insulation directly injected onto the screwdriver blade ensures electrical safety, even in critical applications
- Safe for working at up to 1500 volts DC and 1000 volts AC
- Each screwdriver is individually tested in a water bath at 10,000 volts according to DIN EN 60900
- Perfect ergonomic grip design for comfortable screw driving and optimum handling
- Made of special soft material which is kind to the skin, the SoftFinish zone prevents slipping in critical situations and at the same time enables maximum torques

# Screwdrivers

## Combined cutting and screw driving tool

that does not damage the edge; for cutting of copper cables with a diameter of up to 1.5 mm<sup>2</sup> solid and 2.5 mm<sup>2</sup> flexible.

### swifty®



#### swifty®

- Cable cutting tool to mount on non-insulated screw drivers with a blade diameter of 3.5 mm
- Minimum manual force required
- Automatic opening of the cutter
- Ergonomically designed grip

#### swifty®set

- Efficient operation:
- Only one tool for cable-processing in IDC-technology
- Suitable for screw and tension clamps
- Readily available pocket size
- For right-handed and left-handed use
- One-hand operation

### swifty®set



## Technical data

| Maximum cutting performance              |                 |              |
|--|-----------------|--------------|
| <b>Copper cable:</b>                     |                 |              |
| Solid cable (conductor cross-section)    | mm <sup>2</sup> | 1.5          |
| Flexible cable (conductor cross-section) | mm <sup>2</sup> | 2.5          |
| Tool data                                |                 |              |
| Length/width/height                      | mm              | 35 / 18 / 40 |
| Weight                                   | g               | 20           |

## Ordering data

| Type                          | Qty | Order No.  |
|-------------------------------|-----|------------|
| swifty® (without screwdriver) | 1   | 9006020000 |

| Type                          | Qty | Order No.  |
|-------------------------------|-----|------------|
| swifty®set (with screwdriver) | 1   | 9006060000 |
| Screwdriver (SD 0.6x3.5x100)  | 1   | 9008330000 |

# Screwdrivers

## VDE insulated Screwdriver

VDE-insulated screwdriver sets, for working on live parts up to 1000 V AC and 1500 V DC. DIN EN 60900, IEC 900. safety tested GS, checked individually. Blade made from high-alloy chromium-vanadium-molybdenum steel, through-hardened, browned

### SDI S

VDE-insulated slot-head screwdriver, SDI DIN 7437, ISO 2380/2, output acc. to DIN 5264, ISO 2380/1, SoftFinish-grip



### SDIK PH

VDE-insulated crosshead screwdriver type Phillips, SDIK PH DIN 7438, ISO 8764/2-PH, output acc. to DIN 5260-PH, ISO 8764/1-PH, SoftFinish-grip



### SDIK PZ

VDE-insulated crosshead screwdriver type Pozidriv SDIK PZ DIN 7438, ISO 8764/2-PZ, output acc. to DIN 5260-PZ, ISO 8764/1-PZ, SoftFinish-grip



### SDIT

VDE-insulated Torx®-screwdriver, SDIT SoftFinish-grip

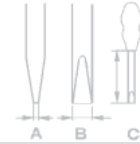


### SKI

VDE-insulated hexagon socket wrench, SKI SoftFinishh-grip



Hinweis



| Typ             | Größe / SW | A   | B   | C   | Best.-Nr.  |
|-----------------|------------|-----|-----|-----|------------|
| SDI 0,4x2,5x75  |            | 0,4 | 2,5 | 80  | 9008370000 |
| SDI 0,5x3,0x100 |            | 0,5 | 3   | 100 | 9008380000 |
| SDI 0,6x3,5x100 |            | 0,6 | 3,5 | 100 | 9008390000 |
| SDI 0,8x4,0x100 |            | 0,8 | 4   | 100 | 9008400000 |
| SDI 1,0x4,5x125 |            | 1   | 4,5 | 125 | 9008910000 |
| SDI 1,0x5,5x125 |            | 1   | 5,5 | 125 | 9008410000 |
| SDI 1,2x6,5x150 |            | 1,2 | 6,5 | 150 | 9008420000 |
| SDI 1,6x8,0x175 |            | 1,6 | 8   | 200 | 9008430000 |
| SDI-SATZ3/3,5/4 |            |     |     |     | 9008440000 |

|               |   |     |            |
|---------------|---|-----|------------|
| SDIK PH0      | 0 | 60  | 9008560000 |
| SDIK PH3      | 3 | 150 | 9008590000 |
| SDIK PH1      | 1 | 80  | 9008570000 |
| SDIK PH2      | 2 | 100 | 9008580000 |
| SDIK SATZ 1+2 |   |     | 9008600000 |

|                      |   |     |            |
|----------------------|---|-----|------------|
| SDIK PZubehör Nummer | 1 | 80  | 9008900000 |
| SDIK PZ2             | 2 | 100 | 9008890000 |

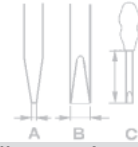
|         |    |     |            |
|---------|----|-----|------------|
| SDIT 10 | 10 | 80  | 9009640000 |
| SDIT 15 | 15 | 80  | 9009650000 |
| SDIT 20 | 20 | 80  | 9009660000 |
| SDIT 25 | 25 | 80  | 9009670000 |
| SDIT 30 | 30 | 100 | 9009680000 |
| SDIT 40 | 40 | 150 | 9009690000 |
| SDIT 8  | 8  | 60  | 9201940000 |

|              |     |     |            |
|--------------|-----|-----|------------|
| SKI 5,0x129  | 5   | 125 | 9009000000 |
| SKI 5,5x128  | 5,5 | 125 | 9008990000 |
| SKI 6,0x128  | 6   | 125 | 9008980000 |
| SKI 7,0x127  | 7   | 125 | 9008970000 |
| SKI 8,0x127  | 8   | 125 | 9008960000 |
| SKI 9,0x126  | 9   | 125 | 9008950000 |
| SKI 10,0x126 | 10  | 125 | 9008940000 |
| SKI 11,0x125 | 11  | 125 | 9008930000 |
| SKI 13,0x125 | 13  | 125 | 9008920000 |

# Screwdrivers

## VDE insulated Screwdriver

VDE-insulated screwdriver sets Weidmüller SoftFinish electric for working on live parts up to 1000 V AC and 1500 V DC. DIN EN 60900, IEC 900. safety tested GS, individually Checked



### SDIS 2,5-5,5/PH/1/2

6-part set: VDE-insulated slot-head and cross-head PH Screwdriver set



| Type               | Size / SW | A   | B   | C   | Order No.  |
|--------------------|-----------|-----|-----|-----|------------|
| SDI 0,4x2,5x75     |           | 0.4 | 2.5 | 80  |            |
| SDI 0,5x3,0x100    |           | 0.5 | 3   | 100 |            |
| SDI 0,8x4,0x100    |           | 0.8 | 4   | 100 |            |
| SDI 1,0x5,5x125    |           | 1   | 5.5 | 125 |            |
| SDI PH 1           |           |     |     | 80  |            |
| SDI PH 2           |           |     |     | 100 |            |
| SDIS 2,5-5,5/PH1/2 |           |     |     |     | 9009730000 |
|                    |           |     |     |     |            |
|                    |           |     |     |     |            |
|                    |           |     |     |     |            |

### SDI T8-30

6 part set: VDE-insulated TORX® screwdriver set



|            |  |  |  |     |            |
|------------|--|--|--|-----|------------|
| SDIT 8     |  |  |  | 60  |            |
| SDIT 10    |  |  |  | 80  |            |
| SDIT 15    |  |  |  | 80  |            |
| SDIT 20    |  |  |  | 80  |            |
| SDIT 25    |  |  |  | 80  |            |
|            |  |  |  | 100 |            |
| SDIS T8-30 |  |  |  |     | 9201950000 |
|            |  |  |  |     |            |
|            |  |  |  |     |            |
|            |  |  |  |     |            |

Hinweis

# Screwdrivers

## Uninsulated screwdriver

Weidmüller SoftFinish screwdriver for general uses, blade made from high-alloy chromium-vanadium-molybdenum steel, through-hardened, matt chrome finish.



### SD S

Slot-head screwdriver with circular blade SD DIN 5265, ISO 2380/2, output acc. to DIN 5264, ISO 2380/1, point chromium top, SoftFinish-grip



| Typ            | Größe / SW | A   | B   | C   | Best.-Nr.  |
|----------------|------------|-----|-----|-----|------------|
| SD 0,4x2,0x60  |            | 0.4 | 2   | 60  | 9037160000 |
| SD 0,4x2,5x75  |            | 0.4 | 2.5 | 75  | 9009030000 |
| SD 0,5x3,0x80  |            | 0.5 | 3   | 80  | 9008320000 |
| SD 0,6x3,5x100 |            | 0.6 | 3.5 | 100 | 9008330000 |
| SD 0,6x3,5x200 |            | 0.6 | 3.5 | 200 | 9010110000 |
| SD 0,8x4,0x100 |            | 0.8 | 4   | 100 | 9008340000 |
| SD 0,8x4,5x125 |            | 0.8 | 4.5 | 125 | 9009020000 |
| SD 1,0x5,5x150 |            | 1   | 5.5 | 125 | 9008350000 |
| SD 1,2x6,5x150 |            | 1.2 | 6.5 | 150 | 9009010000 |

### SDK PH

Crosshead screwdriver Type Phillips, SDK PH DIN 5262, ISO 8764/2-PH, output acc. to DIN 5260-PH, ISO 8764/1-PH, point chromium top, SoftFinish-grip



|         |   |  |  |     |            |
|---------|---|--|--|-----|------------|
| SDK PH0 | 0 |  |  | 60  | 9008470000 |
| SDK PH1 | 1 |  |  | 80  | 9008480000 |
| SDK PH2 | 2 |  |  | 100 | 9008490000 |
| SDK PH3 | 3 |  |  | 150 | 9008500000 |

### SDK PZ

Crosshead screwdriver Type Pozidriv, SDK PZ DIN 5262, ISO 8764/2-PZ, output acc. to DIN 5260-PZ, ISO 8764/1-PZ, point chromium top, SoftFinish-grip



|                     |   |  |  |     |            |
|---------------------|---|--|--|-----|------------|
| SDK PZ0             | 0 |  |  | 60  | 9008520000 |
| SDK PZubehör Nummer | 1 |  |  | 80  | 9008530000 |
| SDK PZ2             | 2 |  |  | 100 | 9008540000 |
| SDK PZ3             | 3 |  |  | 150 | 9008550000 |

### SDTR

Torx® TR-screw driver with drill hole in the blade point (Tamper Resistant), SD TR for screwing of Torx® and Torx®-TR safety screws (centre pin in profile), point chromium top, SoftFinish-grip



|         |    |  |  |     |            |
|---------|----|--|--|-----|------------|
| SDTR 8  | 8  |  |  | 60  | 9009190000 |
| SDTR 10 | 10 |  |  | 80  | 9009180000 |
| SDTR 15 | 15 |  |  | 80  | 9009170000 |
| SDTR 20 | 20 |  |  | 100 | 9009160000 |
| SDTR 25 | 25 |  |  | 100 | 9009150000 |
| SDTR 30 | 30 |  |  | 115 | 9009140000 |

### SK

Hexagon socket wrench SK DIN 3125, output acc. to DIN 3125, SoftFinish-grip



|             |     |  |  |     |            |
|-------------|-----|--|--|-----|------------|
| SK 5,0x125  | 5   |  |  | 125 | 9009130000 |
| SK 5,5x125  | 5,5 |  |  | 125 | 9009120000 |
| SK 6,0x125  | 6   |  |  | 125 | 9009110000 |
| SK 7,0x125  | 7   |  |  | 125 | 9009100000 |
| SK 8,0x125  | 8   |  |  | 125 | 9009090000 |
| SK 9,0x125  | 9   |  |  | 125 | 9009080000 |
| SK 10,0x125 | 10  |  |  | 125 | 9009070000 |
| SK 11,0x125 | 11  |  |  | 125 | 9009060000 |
| SK 12,0x125 | 12  |  |  | 125 | 9009050000 |
| SK 13,0x125 | 13  |  |  | 125 | 9009040000 |

Hinweis

# Screwdrivers

## Uninsulated screwdriver

Set of interchangeable blades made from high-alloy chromium-vanadium-molybdenum steel, through-hardened, high-quality galvanised finish.



### System 11+1 S-PH-PZ-SK

12-part set of interchangeable blades for slot-head, cross-head PH/PZ and hexagon screws, SoftFinish-grip



| Typ         | Größe / SW | A   | B | C   | Best.-Nr.  |
|-------------|------------|-----|---|-----|------------|
| SD          |            | 0.5 | 3 | 140 |            |
| SD          |            | 0.8 | 4 | 140 |            |
| SD          |            | 1   | 5 | 140 |            |
| SD          |            | 1.2 | 6 | 140 |            |
| PH 1        | 1          |     |   | 140 |            |
| PH 2        | 2          |     |   | 140 |            |
| PZ 1        | 1          |     |   | 140 |            |
| PZ 2        | 2          |     |   | 140 |            |
| SK          | 3          |     | 3 | 140 |            |
| SK          | 4          |     | 4 | 140 |            |
| SK          | 5          |     | 5 | 140 |            |
| System 11+1 |            |     |   |     | 9009750000 |

### System 11+1 TW-TS-TR

12-part set of interchangeable blades for screwing of Torx®, Torq® and Tri-Wing® safety screws.



|                    |    |  |  |     |            |
|--------------------|----|--|--|-----|------------|
| TR                 | 10 |  |  | 140 |            |
| TR                 | 15 |  |  | 140 |            |
| TR                 | 20 |  |  | 140 |            |
| TR                 | 25 |  |  | 140 |            |
| TR                 | 30 |  |  | 140 |            |
| TS                 | 6  |  |  | 140 |            |
| TS                 | 8  |  |  | 140 |            |
| TW                 | 1  |  |  | 140 |            |
| TW                 | 2  |  |  | 140 |            |
| TW                 | 3  |  |  | 140 |            |
| TW                 | 4  |  |  | 140 |            |
| System 11+1 Secur. |    |  |  |     | 9009760000 |

### Set S 2.5/3.0/4.0/5.5/PH 1/2

12-part set of interchangeable blades for slot-head, cross-head PH screwdriver set with circular blades



|                   |     |     |     |  |            |
|-------------------|-----|-----|-----|--|------------|
| SD 0,4x2,5x75     | 0.4 | 2.5 | 75  |  |            |
| SD 0,5x3,0x80     | 0.5 | 3   | 80  |  |            |
| SD 0,8x4,0x100    | 0.8 | 4   | 100 |  |            |
| SD 1,5x5,5x125    | 1   | 5.5 | 125 |  |            |
| SD PH 1           | 1   |     | 80  |  |            |
| SD PH 2           | 2   |     | 100 |  |            |
| SDS 2,5-5,5/PH1/2 |     |     |     |  | 9009740000 |

### Set TR 10/15/20/25/30/40

6-part set: Torx® screw driver with drill hole in the blade point



|            |    |  |  |     |            |
|------------|----|--|--|-----|------------|
| SD TR 30   | 8  |  |  | 60  |            |
| SD TR 10   | 10 |  |  | 80  |            |
| SD TR 15   | 15 |  |  | 80  |            |
| SD TR 20   | 20 |  |  | 100 |            |
| SD TR 25   | 25 |  |  | 100 |            |
| SD TR 30   | 30 |  |  | 150 |            |
| SDS TR8-30 |    |  |  |     | 9009720000 |

### SD STK

Flat blade screwdriver with solid steel cap SD STK DIN 5265, ISO 2380/2, output acc. to DIN 5264, ISO 2380/1, can also be used as a chisel due to steel cap SoftFinish-grip



|               |     |    |     |            |
|---------------|-----|----|-----|------------|
| SD STK 10x175 | 1.6 | 10 | 175 | 9009710000 |
| SD STK 8x150  | 1.2 | 8  | 150 | 9009700000 |

Hinweis

# Screwdrivers

## Wrench set Weidmüller

Allen key in PocketStar  
 Allen key made from high-alloy chromium-vanadium- steel, acc. to DIN ISO 2936 L (DIN 911), surface high-quality refined.



### SK WSD S

9-part offset screwdriver set in Prostar, with MagicRing: holds standard screws in any position thanks to spring steel ring (beginning with size 3), with spherical head: for angled screwing up to 25°.



| Typ               | Größe / SW | A | B | C | Best.-Nr.  |
|-------------------|------------|---|---|---|------------|
|                   | 1,5        |   |   |   |            |
|                   | 10         |   |   |   |            |
|                   | 2          |   |   |   |            |
|                   | 2,5        |   |   |   |            |
|                   | 3          |   |   |   |            |
|                   | 4          |   |   |   |            |
|                   | 5          |   |   |   |            |
|                   | 6          |   |   |   |            |
|                   | 8          |   |   |   |            |
| SK WSD-S 1,5-10,0 |            |   |   |   | 9008850000 |

### SK S

7-part allen key set



|              |     |  |  |  |            |
|--------------|-----|--|--|--|------------|
|              | 2   |  |  |  |            |
|              | 2,5 |  |  |  |            |
|              | 3   |  |  |  |            |
|              | 4   |  |  |  |            |
|              | 5   |  |  |  |            |
|              | 6   |  |  |  |            |
|              | 8   |  |  |  |            |
| SK-S 2,0-8,0 |     |  |  |  | 9008860000 |

### SK S

7-part allen key set with MagicRing and spherical head: holds standard screws in any position thanks to spring steel ring (beginning with size 3), with spherical head: for angled screwing up to 25°.



|                 |     |  |  |  |            |
|-----------------|-----|--|--|--|------------|
|                 | 2   |  |  |  |            |
|                 | 2,5 |  |  |  |            |
|                 | 3   |  |  |  |            |
|                 | 4   |  |  |  |            |
|                 | 5   |  |  |  |            |
|                 | 6   |  |  |  |            |
|                 | 8   |  |  |  |            |
| SK-S 2,0-8,0 MR |     |  |  |  | 9008870000 |

### TR S

8-part Torx® TR-screw driver set with drill hole in the blade point (Tamper Resistant), for screwing of Torx® and Torx®-TR safety screws (centre pin in profile)



|           |    |  |  |  |            |
|-----------|----|--|--|--|------------|
|           | 10 |  |  |  |            |
|           | 15 |  |  |  |            |
|           | 20 |  |  |  |            |
|           | 25 |  |  |  |            |
|           | 27 |  |  |  |            |
|           | 30 |  |  |  |            |
|           | 40 |  |  |  |            |
|           | 9  |  |  |  |            |
| TR-S 9-40 |    |  |  |  | 9008880000 |

Hinweis



## DMS manual / DMSI manual

### Torque screwdrivers with insulation up to 1000V (VDE)

#### • DMSI manual

The “DMSI manual” with integral window scale combined with a Weidmüller 1000V insulated (VDE) interchangeable blade ensures controlled tightening of screws plus reliability in electrical applications.

Every 1000V insulated handle (VDE) and blade (VDE) is tested and provides the necessary safety up to 1000 V AC/1500 V DC.



Scale

### Torque screwdrivers

#### • DMS manual

This is a versatile tool suitable for a variety of jobs, with integral scale for easy reading of the torque value plus a Weidmüller interchangeable blade.



### Each model is available with two torque ranges:

- 0.5 to 1.7 Nm
- 2.0 to 8.0 Nm
- setting tool included



Setting tool

### Advantages

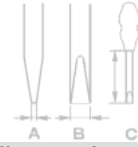
- Compact and especially lightweight design
- Torque set with special tool (included) to ensure the right setting
- Ergonomic handle size to match the torque range
- Every tool checked and given an ID no., 100% quality control with verification and product reference
- Audible, unmistakable click upon reaching the torque, no unnecessary effort
- Interchangeable blade made from high-quality wear-resistant tool steel
- All tools comply with the accuracy stipulations of: EN ISO 6798, BS EN 26789, ASME B107.14M
- Operating accuracy:  $\pm 6\%$  of set scale value



# Screwdriver

## Screwdriver

VDE insulated torque screwdriver Weidmüller SoftFinish electric for work on live parts up to 1000 Vac and 1500 Vdc.  
DIN EN 60900, IEC 900, GS symbol, every one tested.



### DMSI manual

VDE-insulated torque-screwdriver  
EN ISO 6798, BS EN 26789, ASME B107.14M



| Type                 | Size / SW    | A | B | C | Order No.  |
|----------------------|--------------|---|---|---|------------|
| DMSI manuell 0,5-1,7 | 0,5 - 1,7 Nm |   |   |   | 9918390000 |
| DMSI manuell 2,0-8,0 | 2,0 - 8,0 Nm |   |   |   | 9918400000 |
|                      |              |   |   |   |            |
|                      |              |   |   |   |            |
|                      |              |   |   |   |            |
|                      |              |   |   |   |            |
|                      |              |   |   |   |            |
|                      |              |   |   |   |            |
|                      |              |   |   |   |            |
|                      |              |   |   |   |            |

### WK SI

VDE-insulated interchangeable blades for VDE-insulated torque-screwdriver  
output according to DIN 5264, ISO 2380/1



|                 |             |     |     |     |            |
|-----------------|-------------|-----|-----|-----|------------|
| WK SI 0,4 x 2,5 | max. 0.6 Nm | 0,4 | 2,5 | 175 | 9918410000 |
| WK SI 0,5 x 3,0 | max. 0.6 Nm | 0,5 | 3   | 175 | 9918420000 |
| WK SI 0,6 x 3,5 | max. 1.1 Nm | 0,6 | 3,5 | 175 | 9918430000 |
| WK SI 0,8 x 4,0 | max. 2.5 Nm | 0,8 | 4   | 175 | 9918440000 |
| WK SI 1,0 x 5,5 | max. 3.8 Nm | 1   | 5,5 | 175 | 9918450000 |
|                 |             |     |     |     |            |
|                 |             |     |     |     |            |
|                 |             |     |     |     |            |
|                 |             |     |     |     |            |
|                 |             |     |     |     |            |

### WK IK PH

VDE-insulated interchangeable blades for VDE-insulated torque-screwdriver  
output according to DIN 5260-PH, ISO 8764/1-PH



|            |             |  |  |     |            |
|------------|-------------|--|--|-----|------------|
| WK IK PH 0 | max. 0.9 Nm |  |  | 175 | 9918460000 |
| WK IK PH 1 | max. 3.8 Nm |  |  | 175 | 9918470000 |
| WK IK PH 2 | max. 5.5 Nm |  |  | 175 | 9918480000 |
|            |             |  |  |     |            |
|            |             |  |  |     |            |
|            |             |  |  |     |            |
|            |             |  |  |     |            |
|            |             |  |  |     |            |
|            |             |  |  |     |            |

### WK IK PZ

VDE-insulated interchangeable blades for VDE-insulated torque-screwdriver  
output according to DIN 5260-PZ, ISO 8764/1-PZ



|            |             |  |  |     |            |
|------------|-------------|--|--|-----|------------|
| WK IK PZ 0 | max. 0.9 Nm |  |  | 175 | 9918490000 |
| WK IK PZ 1 | max. 3.8 Nm |  |  | 175 | 9918500000 |
| WK IK PZ 2 | max. 5.5 Nm |  |  | 175 | 9918510000 |
|            |             |  |  |     |            |
|            |             |  |  |     |            |
|            |             |  |  |     |            |
|            |             |  |  |     |            |
|            |             |  |  |     |            |
|            |             |  |  |     |            |

Hinweis

DMSI scope of delivery contains adjustment tool



## Section K – Marking Systems



**This section has been removed from the catalog due to changes in technical information. Please refer to our web site – [www.weidmuller.com](http://www.weidmuller.com) for current literature on Marking Systems.**

**We apologize for any inconvenience.**

**Weidmüller** 

## General data

### Certificates

W.2 - W.3

### Electrical data

Rating the clearance and creepage distances W.4 - W.6

Current load curve W.7

### General technical data

General information about CE marking W.8

EMV directives W.8 - W.9

Protection types W.10

Converting AWG conductors to mm<sup>2</sup> W.11

Gauge pin W.11

### Materials

Insulation materials W.12 - W.13

Metals W.14

Current loading curves W.15

### Connection types

W.16 - W.17

### ATEX

W.18 - W.19

## Specific data

### Terminals

Regulations / definitions W.20

Assembling terminal strips W.21

Connecting terminals W.22

Use of aluminium conductors W.23

Definition of the various types W.24 - W.25

Ex terminals ATEX W.26 - W.29



**CSQ** is a member of **IO Net**

**CERTIFICATO N. 9105.WEID**  
**CERTIFICATE N. 9105.WEID**

SI CERTIFICA CHE IL SISTEMA QUALITÀ DI  
 WEIDMULLER SRL  
 UNITÀ OPERATIVA UNITE  
 VIA A. EINSTEIN 4 - 20092 CINISELLO BALSAMO (MI)  
 VIA EINSTEIN, 4 - 20092 CINISELLO BALSAMO (MI)

È CONFORME ALLA NORMA  
 IS IN COMPLIANCE WITH THE STANDARD  
**ISO 9001:2000**

PER LE SEGUENTI ATTIVITÀ  
 FOR THE FOLLOWING ACTIVITIES  
 EA: 19

Commercializzazione di componenti per tecniche di interfacciamento elettronico (morsetti per montaggio su guida di supporto, morsetti e connettori per circuito stampato, prodotti per l'installazione, moduli elettronici attivi, custodie, connettori per terminale) e realizzazione di moduli elettronici attivi per applicazioni particolari.  
 Sales of components for electrical interface techniques (rail mounted terminals, PCB connectors, tools) and actualization of active components for peculiar applications where it involves sales quality per l'installazione dei prodotti della norma ISO 9001:2000.  
 Realizzazione di certificati di qualità e sottoposto al rispetto del 9001:2000 standard.  
 Production of quality certificates and subjected to the requirements of the 9001:2000 standard.

PER LA CERTIFICAZIONE DEL SISTEMA QUALITÀ E DI OTTENERE DELLE ACCREDITAZIONI  
 FOR THE USE AND THE QUALITY OF THE CERTIFICATE SHALL SATISFY THE REQUIREMENTS OF THE REFER FOR THE CERTIFICATION OF COMPANY QUALITY AND MANAGEMENT SYSTEMS

EMISSIONE CORRENTE  
 CURRENT ISSUE  
 20 dicembre 2002

PRIMA EMISSIONE  
 FIRST ISSUE  
 1 giugno 1994

MD S.p.A. - VIA QUARTUCCIO, 41 - 20138 MILANO

**SINCERT**

# CERTIFIKAT

Nr 12335

## Weidmüller AB

Stockholm (Bandhagen), Malmö, Göteborg och Sundsvall.

Försäljning av komponenter för förbindning- och anslutningsteknik, elektronik samt apparater avsedda för industri-, process- och transportautomation. Kundenspecifikt montage av ovanstående.

Kvalitetssystemet är i överensstämmelse med  
**SS-EN ISO 9002:1994**

Välkört och omfattning för detta certifikat finns angivna i certifieringsbeslutet

Kraft: 4 juli 2000

*Guar. Strömberg*  
 SEMKO-DEKRA Certification AB

Utnämningens utgådda  
 7 juni 1996

**SEMKO-DEKRA**

**SEDEC**

Deutsche Akkreditierungsstelle  
**Deutscher**  
**Akkreditierungsstellenverband**

Die Deutsche Akkreditierungsstelle Technischer Profurlaboratorien

Weidmüller Interfaced GmbH  
 D-32758 D

die Kompetenz nach DIN EN ISO/IEC 17025 besitzend

Relais, Reihenklammern, Sicherheit elektronischer Betriebsmittel, Elektromagnetischer Verträglichkeit

den in der Anlage aufgeführten Normen und Spezifikationen

Akkreditierung ist gültig bis: **18.12.2007**

Das Zertifikat ist Bestandteil der Urkunde und besteht aus 10 Blättern

Zertifikatsnummer: **DAT-P-008/91-13**

ausgegeben am: **12.12.2002**

ausgegeben von: **(FH) R. Egnor**

Akkreditierungsstelle in der TGA - Trägergemeinschaft für Akkreditierung

**KEMA** REGISTERED QUALITY

### PRODUCTION QUALITY ASSURANCE NOTIFICATION

(1) Equipment or Protective Systems or Components Intended for use in potentially explosive atmospheres  
 Directive 94/9/EC

(2) KEMA 02ATEX03027

(3) This notification is issued for the following equipment or protective systems or components:  
 Terminal blocks and grouped circuit terminal blocks in type of protection increased safety "n" and with dust ignition protection.  
 Terminal boxes in types of protection increased safety "n", intrinsic safety flameproof enclosure "d" and with dust ignition protection.  
 Field bus devices in types of protection increased safety "n", intrinsic safety "n" and with dust ignition protection.

(4) Manufacturer:  
 Weidmüller Interface GmbH & Co.  
 Paderbornerstraße 175  
 32760 Detmold  
 Germany

(5) Production site:  
 Weidmüller Interface GmbH & Co.  
 Paderbornerstraße 175  
 32760 Detmold  
 Germany

(6) VDMA Notified Body No. 0344 for Annex IV and VI in accordance with Article 9 of the Council Directive 94/9/EC of March 23, 1994 applies to the manufacturer that the production site has a quality system which complies in Annex IV and VI of the Directive.

(7) This notification is based on audit report No. 2002047, issued 4 September 2002.

(8) This notification can be withdrawn if the manufacturer no longer satisfies the requirements of Annex IV and VI.

(9) Results of periodical re-assessment of the quality system are a part of this notification.  
 This notification is valid until 4 September 2003, and can be withdrawn if the manufacturer does not satisfy the quality assurance re-assessment.

(10) According to Article 10 (1) of the Directive 94/9/EC the notified body involved in the production control stage, in accordance with Article 6 (2) no components shall be affixed with the CE marking.

Amhem, 14 September 2002  
 by order of the Board of Directors of N.V. KEMA

*M. B. van der Vliet*  
 C.M. Bosman  
 Chairman Director

\*This notification can only be used for the purpose of CE marking and not for other purposes.

KEMA Registered Quality BV  
 Utrechtseweg 205, 6522 AS Utrecht, The Netherlands  
 Phone: +31 (0)30 25 22 22, Telex: +31 20 352 50 50

ACCREDITED BY THE DUTCH COUNCIL FOR ACCREDITATION

Page 1/1

**tuv CERT**

# ZERTIFIKAT

Die TÜV CERT-Zertifizierungsstelle TÜV NORD CERT GmbH & Co. bescheinigt gemäß TÜV CERT-Verfahren, dass das Unternehmen

**Weidmüller GmbH & Co.**  
 D - 33102 Paderborn

für den Geltungsbereich

Vertrieb und Marketing von elektromechanischen Komponenten sowie Hardware - Bausteinen einschließlich Unterstützung bei der Schaffung von Lösungen in der Automatisierungstechnik

ein Qualitätsmanagementsystem eingeführt hat und an dem der Nachweis erbracht, dass die Forderungen der Norm

**DIN EN ISO 9001 : 2000**

erfüllt sind.

Dieses Zertifikat ist gültig bis **Oktober 2005**  
 Zertifikat-Registrier-Nr. **08 / 100 / 9535 / 6**

Hannover, den 18. Dezember 2002

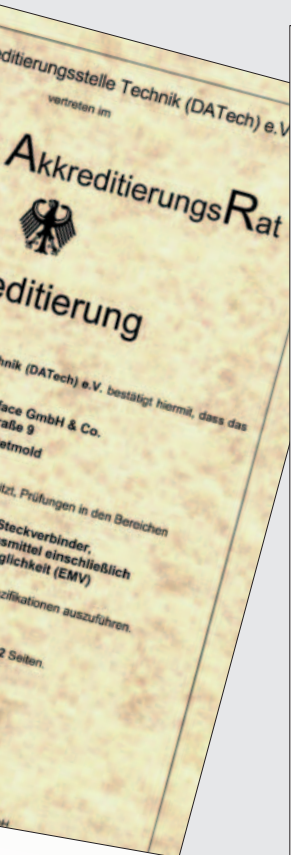
**TÜV NORD CERT**

*hasegawa*





# Weidmüller quality and environmental management for the benefit of our customers



## Product certificates create trust

Certification documents verify the quality of our products. They are issued following suitable tests by independent institutes and are the prerequisite for use in certain markets or fields of application.

## The accredited test laboratory has its expertise endorsed

The reliability of technical data is of great importance for the user. In confirming the accredited status, officially approved authorities have certified the organisation in accordance with EN 45 001 as well as its expertise in defined assessment of terminals, plug-in connectors, relays and electronic equipment.

## Certification as documentation of managed quality

Quality management in the Weidmüller companies is based on ISO 9000 ff. The corresponding certificates from acknowledged, accredited authorities also simplify your supplier appraisal procedures.



## Verification of Weidmüller's quality also includes contracts with independent institutions covering the regular monitoring of production facilities, quality management and the laboratory.

Excellent environmental management testifies to our total commitment.



## Rating the clearance and creepage distances of electrical equipment

### General information

Since April 1997, clearance and creepage distances have been rated according to the regulations of DIN VDE 0110-1, "Insulation coordination for equipment in low voltage systems".

DIN VDE 0110-1 contains the modified version of the IEC report 664-1 (see IEC 664-1/10.92).

The latest catalogue gives the rating data obtained for each product in compliance with the provisions of this standard, where applicable.

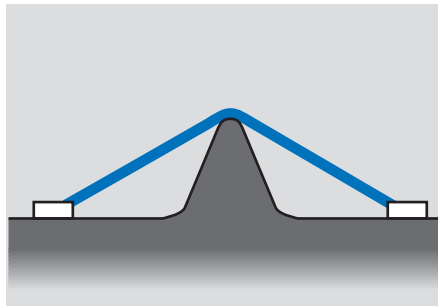
For the rating of clearance and creepage distances, application of the regulations for insulation coordination produces the following interrelationships:

### Clearance distances

Clearance distances are rated in accordance with the following factors:

- Anticipated overvoltage  
**Rated impulse voltage**
- Used  
**Overvoltage protection precaution**
- Measures to prevent soiling  
**Degree of Pollution Severity**

### Diagram showing clearance distance

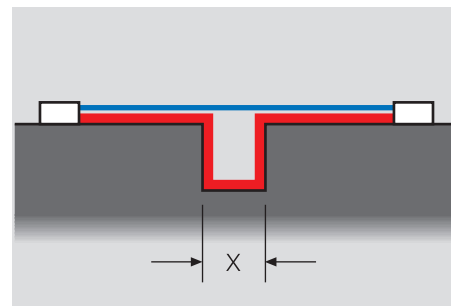
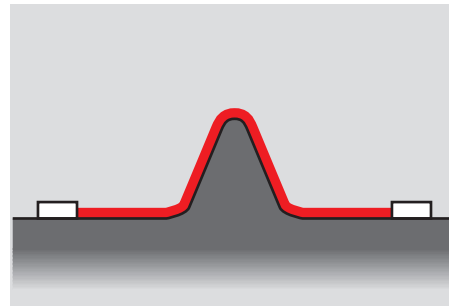


### Creepage distance

Creepage distances are rated in accordance with the following factors:

- Intended  
**Rated voltage**
- Used insulation materials  
**Insulation materials group**
- Measures to prevent soiling  
**Degree of soiling**

### Diagram showing creepage distance



**Grooves** are taken into account when measuring creepage distances if their minimum width X is rated according to the following table:

| Degree of soiling | Minimum width X in mm |
|-------------------|-----------------------|
| 1                 | 0.25                  |
| 2                 | 1.0                   |
| 3                 | 1.5                   |
| 4                 | 2.5                   |

If the corresponding clearance distance is less than 3 mm, the smallest groove width may be reduced to 1/3 of this clearance distance.

# Electrical data

## Rating the clearance and creepage distances of electrical equipment

### Influential factors

#### Rated impulse voltage

The rated impulse voltage is derived from:

- **Voltage conductor – earth**  
(the rated voltage of the network, taking into account all networks)
- **Overvoltage category**

Table 1: Rated impulse voltage for electrical equipment

| Rated voltage of the power supply system *) in V |                                  | Rated impulse voltage in kV for   |   |   |   |
|--|----------------------------------|---|---|---|---|
| Three-phase systems                              | One-phase systems with mid-point | Electrical equipment at the power supply of the installation<br><b>(Overvoltage category IV)</b>                            | Electrical equipment as part of the permanent installation<br><b>(Overvoltage category III)</b> | Electrical equipment for connection to the permanent installation<br><b>(Overvoltage category II)</b> | Specially protected electrical equipment<br><b>(Overvoltage category I)</b> |
|  | 120 to 240                       | 4.00  | 2.50  | 1.50  | 0.80  |
| 230/400<br>277/480                               |                                  | 6.00  | 4.00  | 2.50  | 1.50  |
| 400/690  |                                  | 8.00  | 6.00  | 4.00  | 2.50  |
| 1000   |                                  | Values for project planning in each individual case.<br>If no values are available, the values in the preceding line apply. |   |   |   |
| *) acc. to IEC 38                                |                                  |   |   |   |   |

#### Stipulating the overvoltage categories

according to national standard DIN VDE 0110-1 (for electrical equipment fed directly from the low voltage network)

#### Overvoltage category I

- Devices for connection to the permanent electrical installation of a building. Outside the device, measures have been taken either in the permanent installation, or between the permanent installation and the device, to limit the transient overvoltage to the relevant value.

#### Overvoltage category II

- Devices for connection to the permanent electrical installation of a building,  
e.g. domestic appliances, portable tools.

#### Overvoltage category III

- Devices which are an integral part of the permanent installation, and other devices expected to have a higher degree of availability.  
e.g. distribution boards, circuit breakers, distribution devices (including cables, busbars, distribution boxes, switches, sockets) in the permanent installation and devices for industrial use, and other devices such as stationary motors with continuous connection to the permanent installation.

#### Overvoltage category VI

- Devices for use at or near the power supply in the electrical installation of buildings, between the principal distribution and the mains,  
e.g. electricity meters, overcurrent protection switches and centralised controllers.

#### Degrees of Pollution Severity

##### Degree of Pollution Severity 1

- No or only dry non-conductive soiling. Soiling has no influence.

##### Degree of Pollution Severity 2

- Only non-conductive soiling. Temporary conductivity must be expected occasionally as a result of condensation.

##### Degree of Pollution Severity 3

- Conductive soiling occurs, or dry non-conductive soiling which becomes conductive because of condensation.

##### Degree of Pollution Severity 4

- Soiling results in constant conductivity, e.g. caused by conductive dust, rain or snow.

Unless explicitly stated otherwise, the dimensioning of clearance and creepage distances, and hence the thus-derived rating data for electromechanical products (terminals, terminal strips, PCB connection terminals and plug-in connectors) is based on degree of soiling 3 and overvoltage category III, taking account of all network types.

# Electrical data

## Rating the clearance and creepage distances of electrical equipment

### Influence factors

#### Rated voltage

The rated voltage is derived from the rated voltage of the power supply and the corresponding network type.

**Table 3a:**  
Single phase 3 or 2 conductor a.c. or d.c. networks

| Rated voltage of the power supply system (network*) | Voltages for table 4                             |  |
|---|--|--|
|   | for insulation conductor-conductor <sup>1)</sup> | for insulation conductor – earth <sup>1)</sup> |
|   | all systems                                      | 3-conductor systems, with mid-point earthing   |
| <b>V</b>  | <b>V</b>   | <b>V</b>                                       |
| 12.5  | 12.5   | –  |
| 24 / 25<br>30                                       | 25<br>32   | –  |
| 42 / 48 / 50 <sup>**)</sup><br>60                   | 50<br>63   | –  |
| 30-60   | 63   | 32   |
| 100 <sup>**)</sup>                                  | 100  | –  |
| 110 / 120<br>150 <sup>**)</sup>                     | 125<br>160                                       | –  |
| 220   | 250  | –  |
| 110-220<br>120-240                                  | 250  | 125  |
| 300 <sup>**)</sup>                                  | 320  | –  |
| 220-440   | 500  | 250  |
| 600 <sup>**)</sup>                                  | 630  | –  |
| 480-960   | 1000   | 500  |
| 1000 <sup>**)</sup>                                 | 1000   | –  |

**Table 3b:**  
Three-phase 4 or 3 conductor a.c. networks

| Rated voltage of the power supply system (network*) | Voltages for table 4                 |  |   |
|---|--------------------------------------|--|---|
|   | for insulation conductor – conductor | for insulation conductor – earth                                   |   |
|   | all systems                          | three-phase 4-conductor systems with earthed neutral <sup>2)</sup> | three-phase 3-conductor systems; unearthed <sup>1)</sup> or earthed conductor |
| <b>V</b>  | <b>V</b>                             | <b>V</b>   | <b>V</b>  |
| 60  | 63                                   | 32   | 63  |
| 110/120/127   | 125                                  | 80   | 125   |
| 150 <sup>**)</sup>                                  | 160                                  | –  | 160   |
| 208   | 200                                  | 125  | 200   |
| 220/230/240   | 250                                  | 160  | 250   |
| 300 <sup>**)</sup>                                  | 320                                  | –  | 320   |
| 380/400/415   | 400                                  | 250  | 400   |
| 440   | 500                                  | 250  | 500   |
| 480/500   | 500                                  | 320  | 500   |
| 575   | 630                                  | 400  | 630   |
| 600 <sup>**)</sup>                                  | 630                                  | –  | 630   |
| 660/690   | 630                                  | 400  | 630   |
| 720/830   | 800                                  | 500  | 800   |
| 960   | 1000                                 | 630  | 1000  |
| 1000 <sup>**)</sup>                                 | 1000                                 | –  | 1000  |

1) Conductor-earth insulation levels for unearthed or impedance earthed systems are the same as those for conductor-conductor insulation because, in practice, the operating voltage of every conductor to earth can match the conductor-conductor voltage. This is because the actual voltage to earth is defined by the insulation resistance and by the capacitive blind resistance of every conductor to earth. This means that a low (but tolerated) insulation resistance of a conductor can effectively earth it and raise the other two to the value of the conductor-conductor voltage against earth.

2) For electrical equipment intended both for use in three-phase 4-conductor and in three-phase 3-conductor systems, both earthed and unearthed, only the values for the 3-conductor systems should be used.

\*) It is presumed that the value of the rated voltage of the electrical equipment is not below the value of the rated voltage of the power supply system.

\*\*\*) Following jointly undertaken alterations, the meaning of the \*\*) marking has not been adopted in Table 1. Its definition: the /- dash refers to a three-phase 4-conductor system. The lower value is the voltage 'external to neutral conductor', the higher value is the voltage 'external to external conductor'. If only one value is stated, it refers to three-phase 3-conductor systems and refers to the voltage 'external to external conductor'.

Tables 3a and 3b still refer to the values in Table 1 by using the \*\*) marking.

#### Insulation material group

The insulation materials are divided into four groups depending on the comparative figures for creepage distance (CTI: comparative tracking index):

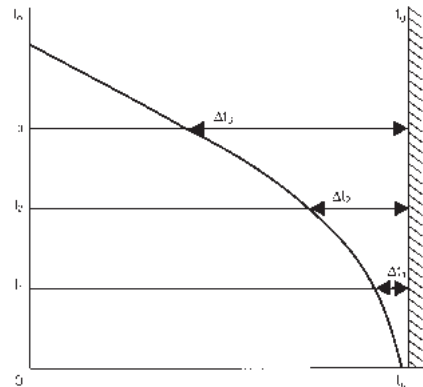
#### Insulation material group

|       |                             |
|-------|-----------------------------|
| I     | $600 \leq \text{CTI}$       |
| II    | $400 \leq \text{CTI} < 600$ |
| III a | $175 \leq \text{CTI} < 400$ |
| III b | $100 \leq \text{CTI} < 175$ |

The comparative tracking index is required to have been determined using special samples produced for this purpose with test solution A in compliance with IEC 60112 (DIN IEC 60112/DIN VDE 0303-1).

## Current load curve (derating curve)

Basic curve



$t_g$  = upper temperature limit of component  
 $t_u$  = ambient temperature of component  
 $I_n$  = load current

The **derating curve** shows which currents can flow continuously and simultaneously across all possible connections when the component is exposed to various ambient temperatures below its upper temperature limit.

The **upper temperature limit** of a component is a rating value which depends on the used materials. The sum of ambient temperature and overtemperature produced by the current load (power loss at the forward resistance) must not exceed the upper temperature limit of the component, so as not to damage or destroy it. The current loading ability is therefore not a constant value but falls with increasing component ambient temperature. In addition, the power loading ability is influenced by component geometry, number of pins and connected conductor.

The current loading ability is empirically determined acc. to DIN IEC 60152-3.

For this purpose, the corresponding component temperatures  $t_{b1}$ ,  $t_{b2}$  and the ambient temperatures  $t_{u1}$ ,  $t_{u2}$  are measured for three different loading currents  $I_1$ ,  $I_2$  ...

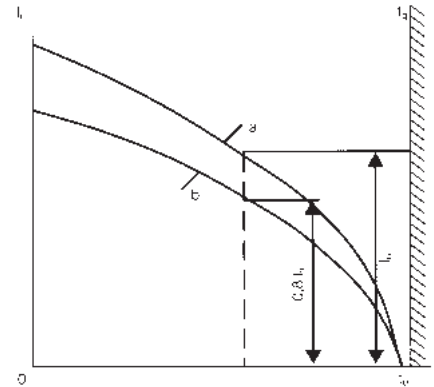
The values are entered in a linear system of coordinates (as shown in Fig. 1) to illustrate the relationships between the loading currents, the component ambient temperature and the component overtemperature.

The Y-axis is used for the **loading currents** and the X-axis for the **ambient temperatures**. A perpendicular on the X-axis at the component's upper temperature limit  $t_g$  completes the coordinate system

For every current  $I_1$ ,  $I_2$ , .. the corresponding mean values for component overtemperatures  $\Delta t_1 = t_{b1} - t_{u1}$ ,  $\Delta t_2 = t_{b2} - t_{u2}$ , are entered starting from the perpendicular and working to the left.

The points found in this way are connected to form a parabolic curve.

Current loading curve



$t_g$  = upper temperature limit of component  
 $t_u$  = ambient temperature of component  
 $I_n$  = load current  
 $a$  = basic curve  
 $b$  = reduced basic curve (current loading curve)

In view of the fact that it is effectively not possible to select components with maximum permissible forward resistances for measurement purposes, the basic curve has to be reduced. A reduction of the loading currents to 80% results in the **"power loading curve"**. Here allowance has to be made for the maximum tolerable forward resistances and inaccuracies incurred in measuring the temperatures, so that these curves are adequate for practical use as indicated by experience. If, within the low ambient temperature range, the current loading curve exceeds the current permissible as based on the current loading ability of the conductor cross-sections requiring connection, then the current loading curve is limited to the smaller current for this temperature range.

## General information about CE marking

The CE mark on various products and their packaging is neither a quality feature nor an indication of quality or safety. The CE mark is a control sign that was created and brought into effect for open trading within the European market. It does not refer to the address of the end consumer. The CE mark only confirms that a manufacturer has complied with all of the directives of the European Union (EU) that are applicable to this product. Therefore the CE mark is proof of directive conformity and is directed towards the responsible control authorities. The CE mark can be said to be the passport for products that are to be traded within Europe.

Weidmüller considers all relevant EU directives to the best of its knowledge. The currently applicable directives are as follows:

### 73/23/EEC

Electrical equipment for use within specific voltage ranges (Low voltage directive)

### 89/336/EEC

Electromagnetic compatibility (EMC directive)

### 98/392/EEC

Safety of machines (Machinery directive)

The standards mentioned in the directives have been an element of Weidmüller's standard development for a considerable time. This provides the guarantee of conformity to the European directives. Our testing laboratory, accredited according to EN 45001, performs the standard conform testing. The testing reports are recognised within Europe within the framework of the accreditation process.

### 73/23 EEC

#### Low-Voltage Directive (LVG)

Electrical equipment in the sense of this directive are all electrical equipments that are used with a nominal voltage between 50 and 1000 Vac and between 75 and 1500 Vdc.

If an electrical product has the CE mark, it must fulfil the requirements of the EMC directive and if necessary the low-voltage directive (above 50 Vac and above 75 Vdc).

## EMC directives

According to the low-voltage directive, a conformity evaluation process must be performed on the product whereby conformity to the directive is assumed where a reference to the harmonised European standards or to the other technical specifications, e.g. IEC standards or national standards, is made.

With the decree of the Directive of the council dated 3rd. May 1989 for the alignment of the legal requirements of the member states concerning **electromagnetic compatibility** (89/336/EEC), the European Union (EU) has declared **EMC** as a protection objective.

The protection objectives are defined in article 4 of the EMC directive dated 19th. November 1992, and state the following:

- the generation of electromagnetic interference must be so reduced so that the intended operation of radio, telecommunications and other devices is possible.
- the devices must have a suitable resistance to electromagnetic interference in order to ensure intended operation.

Devices are defined in the EMC directive as:

- all electrical and electronic equipment, installations and systems that contain electrical and electronic components

This applies to active/passive components and intelligent modules that are produced and stored by Weidmüller.

The adherence to this directive is assumed for the devices that conform with the harmonised European standards that, for example, are released in the gazette from the Federal Minister for Post and Telecommunications.

The devices are utilised in the following areas:

- industrial installations
- medical and scientific equipment and devices
- information technology devices

Weidmüller tests its electronic products according to the relevant standards in order to fulfil the agreed protection objectives.

## Electronic Products from Weidmüller Regarding EMC Guidelines

### Category 1

All passive components such as:

- terminals with status displays
- protection terminals with status displays
- passive interface elements with and without status displays
- overvoltage protection

These products cause no interference and they have a suitable immunity to interference. These products are not labelled with the CE mark concerning the EMC directive or the EMC guideline.

### Category 2

These products are labelled with the CE mark after the conformity evaluation process has been performed which contains the reference to the harmonised European standards.

The following are harmonised standards:

#### EN 50081-1

Generic Emission Standard for residential, commercial and light industrial environments

#### EN 50082-1

Generic Immunity Standard for residential, commercial and light industrial environments companies

#### EN 50081-2

Generic Emission Standard for heavy industrial environments

#### EN 50082-2

Generic Immunity Standard for heavy industrial environments

#### EN 55011

Radio Interference for ISM Devices

#### EN 55022

Radio Interference for Information Technology Facilities

#### EN 61000-3-2

Harmonics

#### EN 61000-3-3

Voltage Fluctuations

#### EN 61000-4-x

approx. 10 partial tests for interference immunity; partly not ratified.

## General technical data

### EMC directives

#### Usage of Tests

Generic standards are always used when device-specific product standards do not exist. The generic standards of EN 50081-2 and EN 50082-2 are used as the basis for Weidmüller products.

#### Remark:

The relevance of EN 50082-1 for certain products must be checked as well as how far EN 50081-1 or 50082-1 was considered during testing.

The environment phenomenon and test interference levels are specified in the generic immunity standard. Additionally, Weidmüller considers the evaluation criteria A, B and C.

Text extract from the Generic Standard EN 50082-2:

#### Criterion A

The equipment shall continue to operate as intended. No degradation of performance or loss of function is allowed below a minimum performance level as specified by the manufacturer, when the equipment is used as intended.

In certain cases, the nominal performance level can be replaced by an permissible loss of performance.

If the minimal performance level or permissible loss of performance is not specified by the manufacturer, both of these specifications can be extracted from the description of the product, the relevant documentation and from what the operator expects from the equipment during its intended operation.

#### Criterion B

The equipment shall continue to operate as intended after the test. No degradation of performance or loss of function is allowed below a minimum performance level as specified by the manufacturer, when the equipment is used as intended.

In certain cases, the minimal performance level can be replaced by an permissible loss of performance. During testing degradation of the performance level is permitted however changes to the specified operation mode or data loss are not permitted.

If the minimal performance level or permissible loss of performance is not specified by the manufacturer, both of these specifications can be extracted from the description of the product, the relevant documentation and from what the operator expects from the equipment during its intended operation.

#### Criterion C

A temporary loss of function is permitted, provided the loss of function is self recoverable or can be restored by the operation of the controls.

Criterion B is most frequently specified in the generic standards and is used by Weidmüller.

An example of an analogue coupler EMA:

During testing, the analogue coupler can convert values that are outside the permissible tolerances.

After testing however, the values must be within the available tolerances.

#### General Installation Instructions

In agreement with the performance level and the criteria A and B, the products are allowed and can be affected externally during the occurrence of a fault.

It should be attempted, as far as possible, to prevent this with an optimal installation.

#### Measures:

- installation of the products in an enclosed metal box (control cabinet, metal housing)
- protect the voltage supply with an overvoltage protection device. (For mains supply of 230/400 Vac with a PU type and for 24 Vdc with an EGU or LPU.)
- only use shielded cables for analogue data signals
- follow ESD measures during installation, maintenance and operation
- distance between electronic modules and interference sources (e.g. invertors) and power lines should be at least 200 mm.
- maintenance of ambient temperature and relative humidity
- long cables are to be protected by over-voltage protection devices.

For safety reasons, the operation of walkie-talkies and mobile telephones should only be performed outside a radius of 2 m.

## General technical data

### Protection rating according to EN 60 529 / DIN 0470

The protection ratings are indicated by a code consisting of the two invariable letters IP and two digits representing the degree of protection.

Example:

**I P 6 5**

2<sup>nd</sup> digit: protection from water  
1<sup>st</sup> digit: protection from solid bodies

#### Degrees of protection from solid foreign bodies (1<sup>st</sup> digit)

| Number   |  |
|----------|--|
| <b>0</b> | Not protected  |
| <b>1</b> | Protected from solid foreign bodies 50 mm in diameter and above. Protection to prevent dangerous parts being touched with the back of the hand.                            |
| <b>2</b> | Protected from solid foreign bodies 12.5 mm in diameter and above. Protection to prevent dangerous parts being touched with the fingers (finger-safe).                     |
| <b>3</b> | Protected from solid bodies 2.5 mm in diameter and above. Protection to prevent dangerous parts being touched with a tool.   |
| <b>4</b> | Protected from solid bodies 1 mm in diameter and larger. Protection to prevent dangerous parts being touched with a piece of wire.   |
| <b>5</b> | Dust protected. Penetration of dust is not completely prevented, but dust must not penetrate in quantities that would impair satisfactory working of the device or safety. |
| <b>6</b> | Dust-proof, no penetration by dust.  |

#### Degrees of protection from water (2<sup>nd</sup> digit)

| Number   |   |
|----------|---|
| <b>0</b> | Not protected   |
| <b>1</b> | Vertically falling drops must not have any harmful effect.  |
| <b>2</b> | Vertically falling drops must not have any harmful effect if the housing is inclined at an angle of up to 15° to the vertical on both sides.  |
| <b>3</b> | Water sprayed at an angle of up to 60° to the vertical on both sides must not have a harmful effect.  |
| <b>4</b> | Water splashing against the housing from any direction must not have a harmful effect.  |
| <b>5</b> | Water sprayed against the housing from any direction must not have a harmful effect.  |
| <b>6</b> | Water aimed in a strong jet against the housing from any direction must not have a harmful effect.  |
| <b>7</b> | Water must not penetrate in any quantity which causes harmful effects if the housing is temporarily submerged in water under standard pressure and time conditions.   |
| <b>8</b> | Water must not penetrate in any quantity which causes harmful effects if the housing is permanently submerged in water under conditions which must be agreed between manufacturer and user. However, the conditions must be more adverse than under number 7. |

## General technical data

Converting AWG conductors to mm<sup>2</sup>

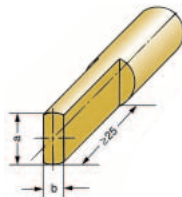
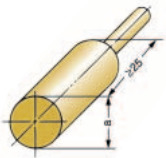
Gauge pin acc. to IEC 60947-1 section 8.2.4.5.2 table 7

**AWG** is the abbreviation for “**A**merican **W**ire **G**auge”. This gives no indication of the actual conductor cross-sectional area.

The relationship between AWG and mm<sup>2</sup> is shown in the following table.

**Possibility of inserting unprepared round conductors with the largest stipulated cross-sectional area**

Testing with stipulated gauge, inserted under own weight.

| AWG | mm <sup>2</sup> | Conductor cross-sectional area     |   | Pin  |               |            |   |               |                                     |
|-----|-----------------|------------------------------------|---|--|---------------|------------|---|---------------|-------------------------------------|
|     |                 |                                    |   | Form A   |               |            | Form B  |               |                                     |
|     |                 |                                    |   |  |               |            |  |               |                                     |
|     |                 | Flexible conductor mm <sup>2</sup> | Rigid conductor (single- or multi-core) mm <sup>2</sup> | Designation  | Diameter a mm | Width b mm | Designation   | Diameter a mm | Tolerable deviations for a and b mm |
| 28  | 0.08            |                                    |   |  |               |            |   |               |                                     |
| 26  | 0.13            |                                    |   |  |               |            |   |               |                                     |
| 24  | 0.21            |                                    |   |  |               |            |   |               |                                     |
| 22  | 0.22            |                                    |   |  |               |            |   |               |                                     |
| 20  | 0.52            |                                    |   |  |               |            |   |               |                                     |
| 19  | 0.65            |                                    |   |  |               |            |   |               |                                     |
| 18  | 0.82            |                                    |   |  |               |            |   |               |                                     |
| 17  | 1.04            |                                    |   |  |               |            |   |               |                                     |
| 16  | 1.31            |                                    |   |  |               |            |   |               |                                     |
| 15  | 1.65            |                                    |   |  |               |            |   |               |                                     |
| 14  | 2.08            |                                    |   |  |               |            |   |               |                                     |
| 13  | 2.63            |                                    |   |  |               |            |   |               |                                     |
| 12  | 3.31            |                                    |   |  |               |            |   |               |                                     |
| 11  | 4.17            |                                    |   |  |               |            |   |               |                                     |
| 10  | 5.26            | 1.5                                | 1,5   | A 1  | 2.4           | 1.5        | B 1   | 1.9           |                                     |
| 9   | 6.63            | 2.5                                | 2,5   | A 2  | 2.8           | 2.0        | B 2   | 2.4           | 0 – 0.05                            |
| 8   | 8.37            | 2.5                                | 4   | A 3  | 2.8           | 2.4        | B 3   | 2.7           |                                     |
| 7   | 10.55           | 4                                  | 6   | A 4  | 3.6           | 3.1        | B 4   | 3.5           |                                     |
| 6   | 13.30           | 6                                  | 10  | A 5  | 4.3           | 4.0        | B 5   | 4.4           | 0 – 0.06                            |
| 5   | 16.77           | 10                                 | 16  | A 6  | 5.4           | 5.1        | B 6   | 5.3           |                                     |
| 4   | 21.15           | 16                                 | 25  | A 7  | 7.1           | 6.3        | B 7   | 6.9           |                                     |
| 3   | 26.67           | 25                                 | 35  | A 8  | 8.3           | 7.8        | B 8   | 8.2           | 0 – 0.07                            |
| 2   | 33.63           | 35                                 | 50  | A 9  | 10.2          | 9.2        | B 9   | 10.0          |                                     |
| 1   | 42.41           | 50                                 | 70  | A 10   | 12.3          | 11.0       | B 10  | 12.0          |                                     |
| 0   | 53.48           | 70                                 | 95  | A 11   | 14.2          | 13.1       | B 11  | 14.0          | 0 – 0.08                            |
|     |                 | 95                                 | 120   | A 12   | 16.2          | 15.1       | B 12  | 16.0          |                                     |
|     |                 | 120                                | 150   | A 13   | 18.2          | 17.0       | B 13  | 18.0          |                                     |



# Materials

## Insulation materials

In order to satisfy all the different requirements made of our products, we have to use various insulation materials tailor-made to each specific application.

All insulation materials used by Weidmüller are free from harmful substances. It is especially important that these materials contain no cadmium. In addition, they are free from heavy metal colour pigments, dioxin and furan-forming substances.

## Thermosetting plastics

### Plastic Abbreviation

### Germin KrG




### Stamin KrS

### Epoxy resin EP

Thermosetting plastics have outstanding dimensional stability, low water absorption, excellent creepage current resistance and outstanding fire resistance.






Their continuous service temperature is higher than that of thermoplastics. Under high thermal load, thermosetting plastics have better dimensional strength than thermoplastics.

Thermosetting plastics are, however, inferior to thermoplastics in terms of their flexibility.

| Plastic Abbreviation                       | Germin KrG  | Stamin KrS  | Epoxy resin EP  |
|--|---|---|---|
|  | Melamine resin pressing compound MF type 150 (DIN EN ISO 14 528) Organic filler   | Melamine resin pressing compound MF type 156 (DIN EN ISO 14 528) Inorganic filler   | Epoxy resin with inorganic filler   |
| Colour                                     | mid-yellow<br>                                   | anthracite<br>   | black<br>  |
| Description                                | high continuous service temperature<br>high fire resistance<br>high creepage current resistance<br>inherent flammability protection | continuous service temperature higher (than Germin)<br>high fire resistance<br>high creepage current resistance<br>inherent flammability protection | very good electrical properties<br>very high continuous service temperature<br>resistant to high-energy radiation<br>halogen- and phosphorous-free; flame retardant |
| Properties                                 |   |   |   |
| Specific forward resistance acc. to IEC 93 | 10 <sup>11</sup>  | 10 <sup>8</sup>   | 10 <sup>14</sup>  |
| Dielectric strength acc. to IEC 243-1      | 10  | 12.5  | 160   |
| Creepage current resistance (A) to IEC112  | ≥ 600   | ≥ 600   | ≥ 600   |
| Upper max. tol. limit temperature          | 130   | 140   | 160   |
| Lower max. tol. limit temperature, static  | - 60  | - 60  | - 60  |
| Combustibility acc. to UL 94               | V-0 (5 V-A)   | V-0 (5 V-A)   | V-0   |
| Fire behaviour acc. to railways standard   |   |   |   |

# Materials

## Thermoplastics

| Wemid  | Polyamide PA   | Polyamide PG GF   | Polybutylene terephthalate PBT   | Polycarbonate PC   |
|--|--|---|--|--|
| <p><b>Wemid</b> is a modified thermoplastic whose properties are especially tailored to make it suitable for use in our power connectors. Advantages over PA include enhanced fire protection and higher continuous service temperature. Wemid fulfils the strict requirements for use in railway vehicles according to NF F 16-101.</p> | <p><b>Polyamide (PA)</b> is one of the most frequently used technical plastics. The advantages of this material includes its very good electrical and mechanical properties, flexibility and resistance to breakage. In addition, its chemical structure gives PA good fire resistance even without the use of flame retardants.</p> | <p><b>Glass-fibre reinforced polyamide (PG GF)</b> offers excellent dimensional stability and very good mechanical properties. This makes it ideal for use as end bracket. Unlike PA, this material in unreinforced state comes under combustibility class HB in accordance with UL 94.</p> | <p><b>Thermoplastic polyester (PBT)</b> offers excellent dimensional stability (which is why it is used for plug-in connectors) and high continuous service temperature. It has lower creepage current resistance than other insulation materials.</p> |  |
| special Weidmüller insulating material   | insulating material  | insulating material   | with or without glass-fibre reinforcement, depending on use  | with or without glass-fibre reinforcement, depending on use  |
| dark beige<br>  | beige<br>   | dark beige<br>   | orange<br>  | grey<br>  |
| higher continuous service temperature<br>enhanced fire resistance<br>halogen- and phosphorous-free; flame retardant<br>low smoke<br>permitted for use in railways acc. to NF F 16-101  | flexible, resistant to breakage<br>good electrical and mechanical properties<br>self-extinguishing properties  | excellent dimensional stability<br>very good mechanical properties  | high dimensional stability<br>good electrical and mechanical properties<br>flame retardant, without dioxin and furan-forming substances  | high dimensional stability<br>high continuous service temperature<br>high electrical insulating power<br>halogen-free; flame retardant |
| 10 <sup>12</sup>   | 10 <sup>12</sup>   | 10 <sup>12</sup>  | 10 <sup>13</sup>   | 10 <sup>16</sup>   |
| 25   | 30   | 30  | 28   | ≥ 30   |
| 600  | 600  | 500   | 200  | ≥ 175  |
| 120  | 100  | 120   | 115 / 130  | 115 / 125  |
| - 50   | - 50   | - 50  | - 50   | - 50   |
| V-0  | V-2  | HB  | V-0  | V-2 / V-0  |
| I2 / F2 *)   |  |   |  | I2 / F2  |
| *) also qualified acc. to LUL E 1042   |  |   |  |  |

## Metals

Weidmüller uses only tried and tested materials for the electrical components in its products.

All materials are subjected to rigorous quality monitoring under a quality management system certified to DIN EN ISO 9001.

Environmental compatibility plays a crucial role in the selection of materials.

All metals used by Weidmüller are selected, processed and surface-treated according to the very latest technical findings.

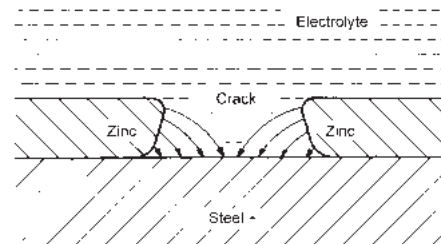
### Steels

Steel parts whose function is to permanently maintain contact force are zinc electroplated, with an additional chromate layer added to provide additional passivation.

Surface protection complies with the very highest standards. Results from laboratory tests are incorporated in producing the surface finish.

Zinc still offers corrosion protection over a longer period of time even if the zinc coating is partially damaged by scratches or pores.

Zinc acquires a negative charge in relation to steel under the influence of an electrolytic fluid. The metal ions in the zinc migrate to the steel giving the base material lasting protection against corrosive attack.



### Conductive materials

The current-carrying materials copper, brass and bronze are characterised by both high conductivity and good mechanical properties.

The surfaces are usually finished with tin plating. This guarantees that the contact has outstanding "adaptive" properties with low transition resistance. The tin plating not only gives consistently good electrical properties but also affords excellent protection from corrosion.

Soldered connections are also provided with tin plating. To safeguard soldering ability over longer periods of time (storage periods), brass parts are also given an additional nickel layer to serve as a diffusion barrier.

The nickel layer is highly effective in preventing zinc atoms from diffusing out of the brass.

## Current loading curves

The maximum current which a terminal can carry depends on:

- the inherent temperature rise of the terminal
- the ambient temperature
- the cross-sectional area of the connected conductor

An upper service temperature has been defined for every Weidmüller terminal, and this must not be exceeded in continuous operation.

The continuous service temperature depends on the insulation material used in the terminal. According to EN 60 947-7-1, a terminal may not heat up by more than 45 K.

When the input current is at least equivalent to the rated current, the maximum ambient temperature to which a terminal may be subjected is equal to the continuous service temperature for the insulation material used, less the maximum tolerable temperature rise of the terminal acc. to EN 60 947-7-1.

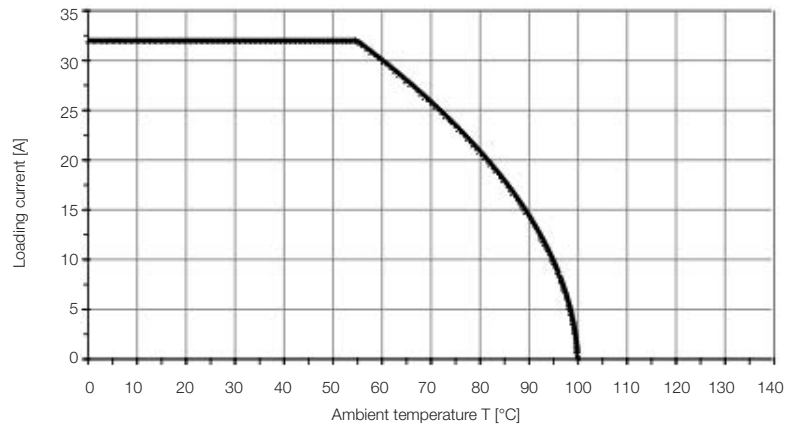
Figs. 1–3 show examples of current heating curves (in this case for a rated current of 32 A) for three different insulating materials:

- Thermoplastic (polyamide 66)
- WEMID
- Duroplastic (MF 150 KrG)

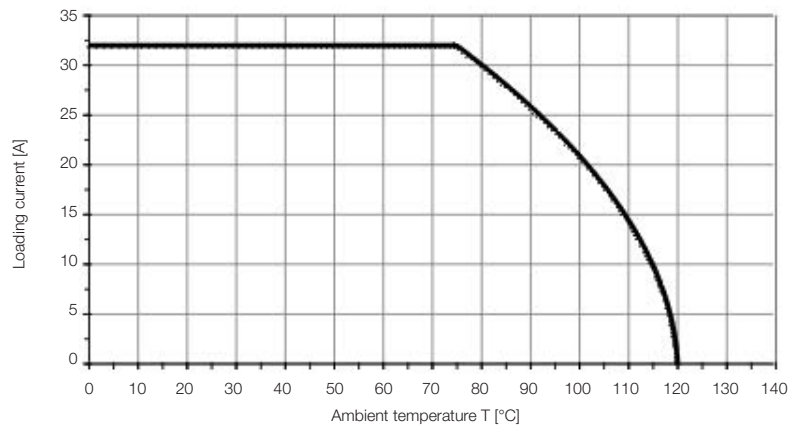
Depending on the insulation material used, the rating current can be conducted up to an ambient temperature of 55 °C for PA 66, 75 °C for Weidmüller's insulation material WEMID, or up to 85 °C for duroplastic insulation materials (KrG).

Above these temperature limits, the current is to be reduced in accordance with the current expectancy curves.

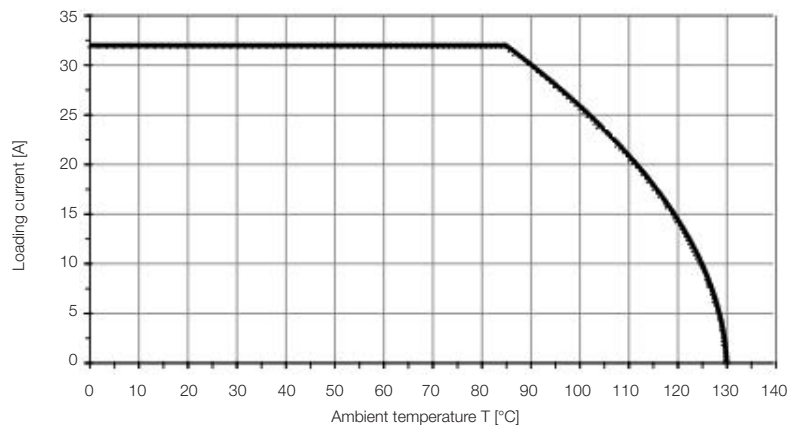
**Current loading curve  
for upper continuous service temperature 100°C – polyamide 66**



**Current loading curve  
for upper continuous service temperature 120°C – Wemid**



**Current loading curve  
for upper continuous service temperature 130°C – MF 150 KrG**

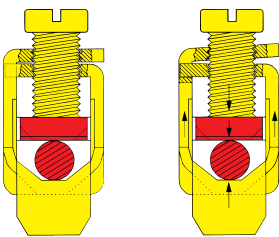


# Connection types

## Clamping yoke connection



**Weidmüller's tension clamp system** optically combines the specific properties of steel and copper. The system has proven its worth billions of times over in various Weidmüller products. Both the tension clamp and the clamping screw consist of hardened steel. This clamping yoke unit generates the necessary contact force. Connection of the conductor involves the tension clamp pressing the conductor against the busbar, which is made of copper or high-quality brass. Weidmüller's tension clamp produces a gas-tight, vibration-resistant connection between the conductor and the busbar.



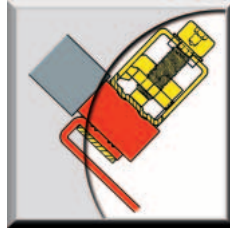
### Vibration resistance

The force generated by turning the clamping screw means that the upper thread overlap springs back and exerts a counter-effect on the screw.

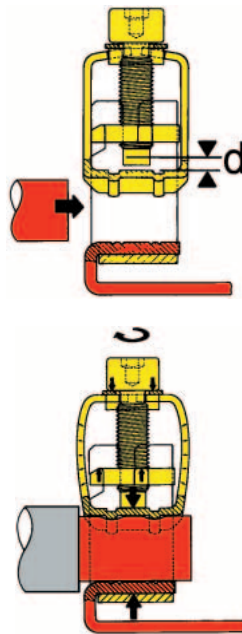
Weidmüller's tension clamp system is vibration-resistant.

Any settling of the connected conductor is counteracted by the elastic behaviour of Weidmüller's tension clamp. This means it is not necessary to "tighten" the clamping screw.

## Pressure clamp connection



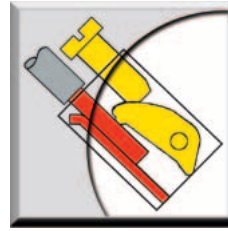
With its patented **pressure clamp connection**, Weidmüller has developed a screw connection system for conductors with large cross-sectional areas. The screw unit can be taken right out of the terminal, making it easier to insert larger conductors (which often otherwise proves difficult). The conductor is placed directly on the busbar, the screw unit replaced and the conductor clamped in position.



### Vibration resistance

The difference in length "d" between the shank of the clamping screw and the resilient pressure clamp means that the pressure clamp undergoes elastic deformation when the screw is tightened. The high spring force of the pressure clamp gives rise to vibration resistance and at the same time counteracts the tendency for the connected conductor to settle. It is not, therefore, necessary to "tighten" the clamping screw.

## TOP connection



**Weidmüller's TOP connection system** fulfils the requirement that conductor insertion and screw actuation take place in parallel. This brings wiring advantages in certain installation situations, for example with close lateral spacing in installation boxes. The TOP connection system combines the special properties of steel and copper. The hardened steel pressure clamp presses the conductor directly against the copper or brass busbar. The high contact force guarantees a gas-tight connection between conductor and busbar.



### Vibration resistance

The force exerted by the steel pressure clamp when the screw is tightened pulls the two halves of the TOP connection thread apart, as in the tension clamp. This exerts a braking effect on the screw and guarantees outstanding vibration resistance.

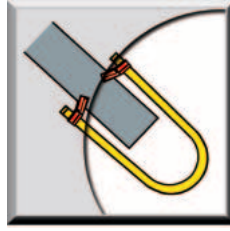
## Connection types

### Tension clamp connection



**Weidmüller's tension clamp system** functions in similar fashion to the tried and tested clamping yoke. As with the latter, the tension clamp preserves the separation of mechanical and electrical functions. The tension clamp of high-quality rust- and acid-resistant steel pulls the conductor against the galvanised copper busbar. The surface-treated busbar has low contact resistance and is highly resistant to corrosion. These properties are preserved by the balancing effect of the tension clamp.

### IDC technology



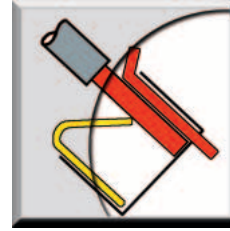
**IDC (insulation displacement connection) technology** is a means of connecting copper conductors which involves absolutely no preparation of the conductor – in other words, no stripping and no crimping.

When the conductor is connected, its insulation is penetrated and, at the same time, the electrical contact is produced between the conductor and the busbar.

As with the other types of connection, Weidmüller's IDC principle ensures separation of mechanical and electrical functions.

A stainless steel spring presses the busbar against the conductor, thus guaranteeing low contact resistance and a gas-tight, vibration-resistant connection.

### Direct push in technology



**Direct push in technology** involves the stripped solid conductor simply being pushed into the terminal as far as it will go – that's all there is to it. No tools are required, and a reliable, vibration-resistant and gas-tight connection is produced. Even flexible conductors with crimped wire end ferrules or ultrasonic welded conductors can be connected without any problems.

A stainless steel spring, held in a separate cage, guarantees that the conductor exerts a strong contact force on the busbar (copper- and tin coated). The conductor pull-out forces are even higher here than in the tension spring system.

In the steel cage, a spring and a conductor stopper guarantee optimum conditions for connection and guide the screwdriver for the purpose of releasing the conductor.

# ATEX

## ATEX 95 (formerly ATEX 100a)

The former directive for Ex protection issued by the European Council under 76/117 EEC became invalid with effect from 1 July 2003. Now only directive 94/9/EEC or ATEX 95 applies (ATEX: Atmosphère Explosive); this is one of the so-called "new approach" directives. It applies in all countries of the European Union together with Iceland, Liechtenstein and Norway. In these countries it refers to the sale and commissioning of products which have been specially developed for areas in which the presence of gases, vapours, fog or dust give rise to a potentially explosive atmosphere. It now also covers the mining industry and purely mechanical devices.

The ATEX directive has been in force since March 1996. It was valid on an optional basis through to 30 June 2003 (interim period) in parallel to the existing directives. As of this date, all new systems and devices for installation in explosion-risk areas must conform with the ATEX directive and be certified accordingly. The former categorisation into zones (zone 0, 1 or 2) and protection classes (e.g. "i": inherent safety, "e" enhanced safety) still apply.

### Protection class

| Protection                       | Code | CENELEC EN | IEC      | Device category explosion-protected |
|----------------------------------|------|------------|----------|-------------------------------------|
| Gen. requirements                | –    | 50014      | 60079-0  | –                                   |
| Oil encapsulation                | o    | 50015      | 60079-6  | 2                                   |
| Overpressure encapsulation       | p    | 50016      | 60079-2  | 2                                   |
| Sand encapsulation               | q    | 50017      | 60079-5  | 2                                   |
| Pressure-resistant encapsulation | d    | 50018      | 60079-1  | 2                                   |
| Increased safety                 | e    | 50019      | 60079-7  | 2                                   |
| Inherent safety                  | ia   | 50020      | 60079-11 | 1                                   |
| Inherent safety                  | ib   | 50020      | 60079-11 | 2                                   |
| Type n (EEx n)                   | n    | 50021      | 60079-15 | 3                                   |
| Sealing encapsulation            | m    | 50028      | 60079-18 | 2                                   |

### Classification for explosion-risk areas

| CENELEC classification IEC60079-10 | Presence of a potentially explosive atmosphere | Device category | US Classification NEC 500 | Flammable media |
|------------------------------------|--|-----------------|---------------------------|-----------------|
| Zone 0                             | constant, long-term                            | 1G              | Class I, Div 1            | Gases, vapours  |
| Zone 20                            | or frequent                                    | 1D              | Class II, Div 1           | Dust            |
| Zone 1                             | occasional                                     | 2G              | Class I, Div 1            | Gases, vapours  |
| Zone 20                            |  | 2D              | Class II, Div 1           | Dust            |
| Zone 2                             | rare and                                       | 3G              | Class I, Div 2            | Gases, vapours  |
| Zone 22                            | short-term                                     | 3D              | Class II, Div 2           | Dust            |

### Explosion groups

| Gas (e.g.)       | CONELEC | NEC 500       |
|------------------|---------|---------------|
| Propane          | IIA     | D             |
| Ethylene         | IIB     | C             |
| Hydrogen         | IIC     | B             |
| Acetylene        | IIC     | A             |
| Methane (mining) | I       | Mining (MSHA) |

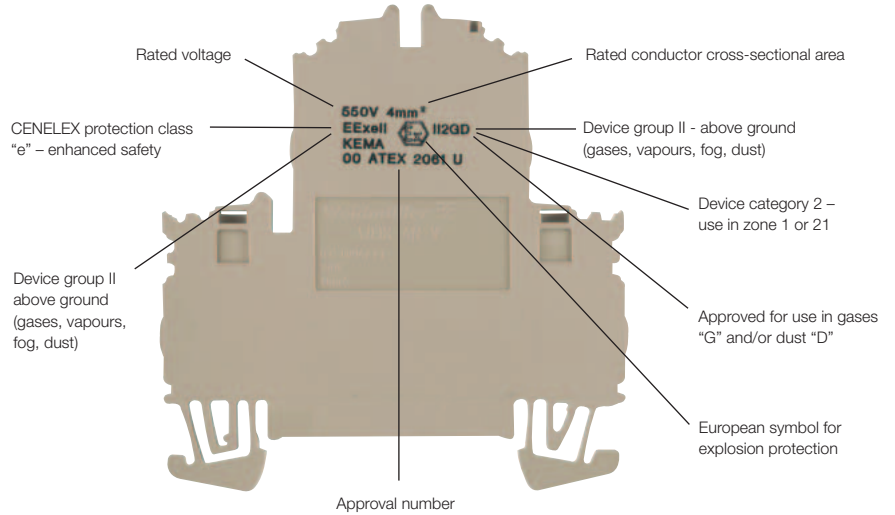
### Temperature classes

| Max. surface temperature (°C) | Temperature class CENELEC | Temperature class NEC 500-3 |
|-------------------------------|---------------------------|-----------------------------|
| 450                           | T1                        | T1                          |
| 300                           | T2                        | T2                          |
| 280                           | –                         | T2A                         |
| 260                           | –                         | T2B                         |
| 230                           | –                         | T2C                         |
| 215                           | –                         | T2D                         |
| 200                           | T3                        | T3                          |
| 180                           | –                         | T3A                         |
| 165                           | –                         | T3B                         |
| 160                           | –                         | T3C                         |
| 135                           | T4                        | T4                          |
| 120                           | –                         | T4A                         |
| 100                           | T5                        | T5                          |
| 85                            | T6                        | T6                          |

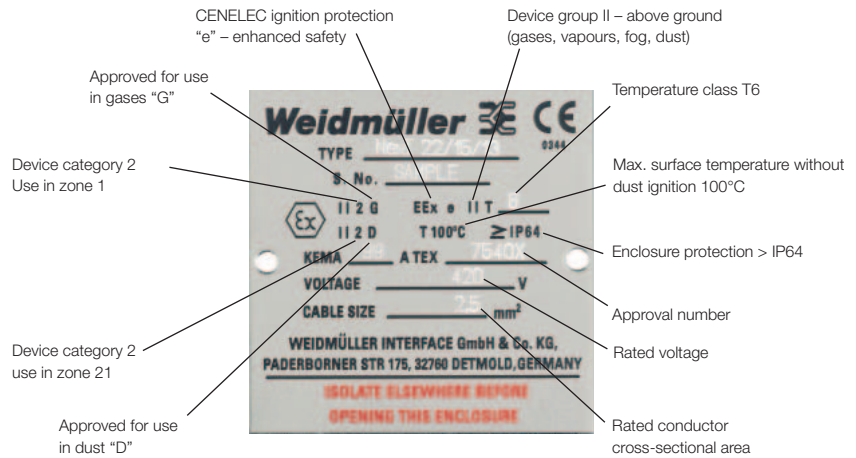
# ATEX

ATEX 95 (formerly ATEX 100a)

## Marking example Terminal WDK 4 N V



## Example of marking Assembled enclosure for enhanced safety





## Regulations / definitions

### Terminals acc. to VDE 0611-1

This standard was published in Germany in August 1992:

VDE 0611-1 Low-voltage switchgear part 7: Ancillary equipment section 1 – Terminal blocks for copper conductors.

The contents of this standard correspond to the international standard:

IEC 60947-7-1:

1989 Low voltage switchgear and control gear part 7: Ancillary equipment section 1 – Terminal blocks for copper conductors

At the European level this standard has been ratified by CENELEC, making it valid in the following countries:

Austria, Belgium, Denmark, Finland, France, Germany, Greece, Holland, Iceland, Ireland, Italy, Luxembourg, Norway, Portugal, Spain, Sweden, Switzerland, United Kingdom

Combined application in order of priority: IEC 60947-1

Low-voltage switchgear and control gear part 1: General Rules

EN 60947-1

VDE 0660 part 100

Low-voltage switchgear part 1:

General Rule

### Scope VDE 0611-1

(EN 60947-7-1)

(IEC 60947-7-1)

This standard stipulates the requirements for terminals with screwed or screwless terminal strips intended primarily for industrial or similar use, with the terminals fastened to a carrier to produce both electrical and mechanical connections between copper conductors. It applies to terminals used for connecting round copper conductors with a cross-section between 0.2 mm<sup>2</sup> and 300 mm<sup>2</sup> (AWG 24/600 kcmil), and for electronic circuits up to 1000 Vac 1000 Hz or up to 1500 Vdc.

### Remarks:

This standard is also used as guide for special kinds of terminals (e.g. isolating terminals) for which no special standards are available.

### Terminals/ feed-through terminals

An insulating part which carries one or several mutually insulated terminal arrays intended for fastening to a carrier.

### Rated cross-section

The rated cross-section of a terminal is the cross-section of the conductor to be connected by the terminal as stated by the manufacturer. It is determined by certain thermal, mechanical and electrical requirements, and is one of the specifications marked on the terminal.

The rated cross-section is selected from the following standard cross-sections:

0.2 – 0.5 – 0.75 – 1 – 1.5 – 2.5 – 4 – 6 – 10 – 16 – 25 – 35 – 50 – 70 – 95 – 120 – 150 – 240 – 300 mm<sup>2</sup>.

The terminals have a rated connection capability, which is at least two stages smaller than the rated cross-section. The conductors may be solid, stranded or flexible and, if necessary, may have their ends pre-treated. The rated cross-section is verified using the gauges stipulated by VDE 0660 part 100 table 7 (see page W.14).

### Rated current

Each rated cross-section is assigned a particular test current stipulated by VDE 0611-1. At these rated currents, terminals are not subject to non-permissible increases in temperature.

|                 |      |     |     |     |
|-----------------|------|-----|-----|-----|
| mm <sup>2</sup> | 1.5  | 2.5 | 4.0 | 6.0 |
| A               | 17.5 | 24  | 32  | 41  |
| mm <sup>2</sup> | 10   | 16  | 25  | 35  |
| A               | 57   | 76  | 101 | 125 |
| mm <sup>2</sup> | 50   | 70  | 95  | 120 |
| A               | 150  | 192 | 232 | 269 |
| mm <sup>2</sup> | 150  | 185 | 240 | 300 |
| A               | 309  | 353 | 415 | 520 |

### Rated voltage VDE 0611-1 / VDE 0660 part 100

The rated voltage of a terminal is the rated insulation voltage to which the insulation tests and creepage distances refer. It is defined analogously to DIN VDE 0110-1, and is one of the specifications marked on the terminal.

## CE mark

### Rated surge voltage DIN VDE 0110-1 / VDE 0660 part 100

Peak values of a surge voltage which can be applied to the terminals and to which the clearance distances acc. to VDE 0660 part 100 or DIN VDE 0110-1 refer.

### Degree of soiling DIN VDE 0110-1 / VDE 0660 part 100

The degree of soiling stipulates the influence of solid, liquid or gaseous foreign particles, which may reduce the dielectric strength or specific surface resistance (see also page W.5).

Terminals for use in the industrial field of application are assigned degree of soiling 3: either conductive contamination may occur or, alternatively, dry, non-conductive contamination which becomes conductive in the likely event of condensation.

The minimum clearance distance is stipulated in combination with the rated surge voltage in VDE 0660 part 100 or DIN VDE 0110-1.

### Operating conditions

Terminals can be operated under the following normal conditions:

- Ambient temperature – 5 °C ... +40 °C, mean temperature 24 h + 35 °C
- Altitude up to 2000 m a.s.l.
- Relative humidity 50% at + 40 °C, 90% at 20 °C.

## CE mark

A EU directive stipulates that labelling with the CE mark is carried out by the manufacturer. The mark indicates to the state authorities that the item complies with the relevant directives. It thus guarantees free trade within Europe.

Conductor connectors from ≥ 50 V ~ / 75 V- comply with the basic safety requirements stated in the low-voltage directive 73/23/EEC (amended by 93/68/EEC).

CE marking acc. to the marking directive 93/68/EEC has been mandatory since 1 January 1997.

It is affixed to the packaging.

Declarations of conformity are kept available for inspection by the relevant national supervisory agencies as part of the technical documentation.

# Terminals

## Assembling terminal strips

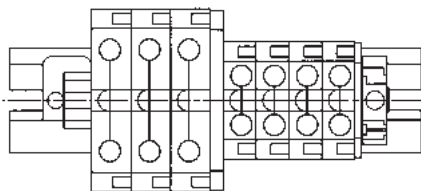
### Mounting and end brackets

- Terminal strips mounted from left to right
- Closed side on the left, open side on the right
- Open side of the terminal always closed using end plates or partition plates (WAP/TW; ZAP/TW and IAP)
- End brackets placed at the beginning and end of the terminal strip
- End bracket not required next to PE terminals. Exceptions: WDK/PE and ZPE



### Combinations of different terminals

- End plates or partition plates (WAP/TW, ZAP/TW and IAP) must be used when the contour changes.
- For adjacent terminals with differing rated voltages, end plates or partition plates (WAP/TW, ZAP/TW and IAP) must be used in order that the respective rated voltages are adhered to.
- When the PE terminal is positioned next to or between corresponding feed-through terminals of the same series and size, this does not influence the rated voltage or rated surge voltage of the feed-through terminals.



### Dimensions

The overall dimensions of the terminals with fastening parts are stipulated, but without tolerances. A mounting tolerance of 0.2 mm must be added to the terminal width when planning projects.

### Partition plate

The partition plate is necessary for visual separation of circuits or for electrical separation of neighbouring cross-connections.

### Partition disc

Partition discs can be retrofitted between cross connectors or sockets in terminals up to a max. terminal width of 12 mm.

### Compliance with the rated insulation voltage

The required stripping length for every Weidmüller product is stated in mm. These lengths, such as  $< 6 \text{ mm} \pm 0.5 \text{ mm}$ ,  $> 10 \text{ mm} \pm 1 \text{ mm}$ , must be adhered to. This also applies when using ferrules.

The external dimensions of crimped ferrules must comply with IEC 60947-1 (1999 version).

### Working on electrical connection elements with non-insulated screwdrivers

Work using non-insulated screwdrivers may only be carried out in disconnected systems.

The following five safety rules must be observed when disconnecting a system before beginning work and in order to ensure the system remains disconnected at the working site for the duration of this work:

- **Disconnect**
- **Secure to prevent the system from being switched on again**
- **Ascertain that the system is not live**
- **Earth and short circuit the system**
- **Cover or cordon off any neighbouring live parts**

These five rules constitute the safety precautions for working with electrical systems and equipment. The measures to be taken in accordance with operating and local conditions, e.g. for high- and low-voltage overhead lines, cables or switchgear, are stipulated in detail in VDE 0105 part 100.


### Live terminals which are not in use

Any terminals which are not in use and which could carry live voltage are to be fitted with suitable covers (e.g. ADP 1...4) to prevent them from being inadvertently touched. The clamping screws of terminals, which are not in use, even those that are not live, are to be screwed tight.

### VDE 0105 part 100

#### Operation of electrical installations: Work

Troubleshooting with two-pole voltage detectors including voltage tester acc. to IEC 61243-3.



## Connecting terminals

### Two conductors in one terminal

The optimum solution in terms of allocating conductors to individual circuits and marking and organising individual functional units involves just one conductor being connected to each terminal.

If it is necessary to connect two conductors with the same cross-section in one terminal, then this may be carried out using W-series terminals (screw connection).

DIN IEC 60999-1 does not prohibit the use of twin ferrules for connecting two conductors in one terminal point using Z-series terminals (tension spring technology).

DIN IEC 60999-1 prohibits the use of screwless IDC terminals (I-series) for connecting two conductors.

### • Continuous current for two conductors

The total current of two conductors must not exceed the continuous current of the terminal. The continuous current is the maximum current, which a terminal can carry without the increase in temperature exceeding 45 K.

### • Rated insulation voltage

The rated insulation voltage of the terminal does not change when two conductors have been connected correctly.

### Cross-connection systems

Weidmüller's WQV and ZQV cross-connectors are systems which are fully insulated and finger-safe in the event that they are directly (and inadvertently) touched; they are available with different numbers of poles (2-pole to 50-pole). Note: the rated voltage is always reduced when using cross-connections.

Cross-connections which have been cut off do not, however, offer this protection if the cut edge is directly (inadvertently) touched.

Partition plates or end plates must be used with these cross-connections to preserve the rated voltage.

### Conductor connection with pressure clamp for large cross-sections

It is now no longer necessary to force conductors with large cross-sections into the terminal: they can be inserted simply and easily into the terminal block. All terminal types are available not only as individual terminals but also in block versions with three-, four- and five-pole blocks. All blocks are firmly screwed together to offer additional distortion resistance. Longitudinal holes in the bottom of the terminals allow for direct assembly.

Terminal blocks can be screwed directly to mounting plates with a 25 mm grid.

Other advantages include:

- constant transfer of forces with self-adjusting connection system
- any mounting direction possible
- finger-safe (VBG 4) even with cross-connection
- extremely distortion-proof



Open cover and remove screw unit

Insert conductor and replace screw unit

Close cover and tighten screw with Allen key

### Torque ranges for clamping screws

Tightening the clamping screws in this torque range guarantees:

- secure, gas-proof clamping
- no mechanical destruction of the tension clamp
- voltage drop far below the required limit

The test torque acc. to IEC 60947-1 (supplemented by Annex C1 of IEC 60947-1-7 or the torque stated by the manufacturer) is the lower value of the torque range, at which all tests are successfully passed.

The upper value of the torque range is the maximum torque to be applied by the user.

The electric screwdriver should preferably be set to the middle torque of the clamping torque range.

The table gives the generally applicable values. Product-specific data are listed elsewhere for the respective products.

#### Products with head screw with slotted head

| Thread | Torque range                     |                    |
|--------|----------------------------------|--------------------|
|        | Steel screws<br>min. 8.8<br>[Nm] | A 2/A 4-80<br>[Nm] |
| M 2.5  | 0.4...0.8                        | 0.4...0.8          |
| M 3    | 0.5...1.0                        | 0.5...1.0          |
| M 3.5  | 0.8...1.6                        | 0.8...1.6          |
| M 4    | 1.2...2.4                        | ...                |
| M 5    | 2.0...4.0                        | ...                |
| M 6    | 2.5...5.0                        | ...                |

#### Products with head screw with slotted head

| Thread | Torque range                     |                        |
|--------|----------------------------------|------------------------|
|        | NE screws<br>Cu 2 (CuZn)<br>[Nm] | Cu 5 (CuNi 60)<br>[Nm] |
| M 2.5  | 0.4...0.45                       | ...                    |
| M 3    | 0.5...0.6                        | 0.5...1.0              |
| M 3.5  | ...                              | 0.8...1.6              |
| M 4    | 1.2...1.9                        | 1.2...2.4              |
| M 5    | 2.0...3.0                        | 2.0...4.0              |
| M 6    | ...                              | 2.5...5.0              |

#### Products with head screw with hexagon

| Thread | Torque range         |  |
|--------|----------------------|--|
|        | Steel screws<br>[Nm] |  |
| M 4    | 1.2...2.4            |  |
| M 5    | 2.0...4.0            |  |
| M 6    | 3.0...6.0            |  |
| M 8    | 6.0...12             |  |
| M 10   | 10.0...20            |  |
| M 12   | 14.0...31            |  |
| M 16   | 25.0...60            |  |

# Terminals

## Use of aluminium conductors

Weidmüller terminals are suitable for the direct connection of **solid round** and **sector-shaped aluminium conductors**.

Unlike copper, aluminium has certain material properties, which have to be taken into consideration when it is used as a conductor in electrical systems.

When exposed to air, the bare surface of the aluminium immediately becomes covered with a thin, non-conductive layer of oxide. This increases the contact resistance between the aluminium conductor and the busbar in the terminal. In the worst case, this may develop into a so-called glowing contact.

In the case of stranded conductors, this phenomenon is exacerbated by the contact resistance of the individual wires.

Despite these disadvantageous properties, aluminium conductors can be connected to Weidmüller terminals if the reduced rating currents for aluminium conductors and the following assembly instructions are observed:

1. Carefully clean the oxide layer from the stripped end of the conductor, for example using a knife.

**Caution:** do not use brushes, files or sandpaper, to which aluminium particles may adhere and be transferred to other conductors.

2. Immediately after removing the oxide layer, rub neutral grease – such as acid- and alkali-free Vaseline – into the end of the conductor and connect it directly to the terminal.

3. After disconnecting the conductor, repeat 1 and 2 prior to reconnection.

4. The instructions only apply to solid round or sector-shaped aluminium conductors.

### solid round or sector-shaped

| Terminal type     | Rated cross- section | Reduced rated current when connecting an aluminium conductor | Thread size of terminal screw | Tightening torque |
|-------------------|----------------------|--|-------------------------------|-------------------|
| <b>W-series</b>   | mm <sup>2</sup>      | „A“  |                               | Nm                |
| WDU 2.5           | 2.5                  | 20   | M 2.5                         | 0.5               |
| WDU 4             | 4                    | 27   | M 3                           | 0.6               |
| WDU 6             | 6                    | 35   | M 3.5                         | 1.2               |
| WDU 10            | 10                   | 48   | M 4                           | 2.0               |
| WDU 16            | 16                   | 64   | M 5                           | 3.0               |
| WDU 35            | 35                   | 105  | M 6                           | 4.0               |
| WDU 70            | 70                   | 163  | M 8                           | 10.0              |
| WDU 120           | 120                  | 230  | M 10                          | 15.0              |
| <b>SAK series</b> |                      |  |                               |                   |
| SAK 2.5           | 2.5                  | 20   | M 2.5                         | 0.5               |
| SAK 4             | 4                    | 27   | M 3                           | 0.6               |
| SAK 6             | 6                    | 35   | M 3.5                         | 1.2               |
| SAK 10            | 10                   | 48   | M 4                           | 2.0               |
| SAK 16            | 16                   | 64   | M 4                           | 2.0               |
| SAK 35            | 35                   | 105  | M 6                           | 4.0               |

### stranded

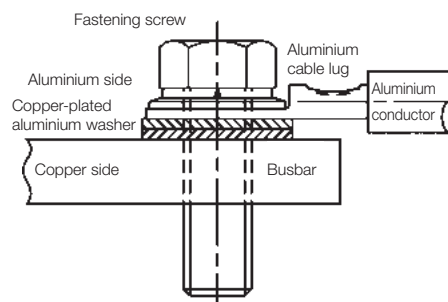
| Terminal type   | Rated cross- section | Reduced rated current | Thread size of terminal screw | Tightening torque |
|-----------------|----------------------|-----------------------|-------------------------------|-------------------|
| <b>W-series</b> |                      |                       |                               |                   |
| WFF 35          | 35                   | 105                   | M 6                           | 3.0               |
| WFF 70          | 70                   | 163                   | M 8                           | 6.0               |
| WFF 120         | 120                  | 230                   | M 10                          | 10.0              |
| WFF 185         | 185                  | 300                   | M 12                          | 15.5              |
| WFF 300         | 300                  | 409                   | M 16                          | 30.0              |

### Tips during installation:

When tightening the terminals, it is advisable to hold up the conductor to avoid deformation to the mounting rail and to keep the foot of the terminal free of torsion forces.

**Stranded aluminium conductors** are connected to terminals using an aluminium cable lug selected according to its conductor shape and connected by following the instructions issued by the cable lug manufacturer.

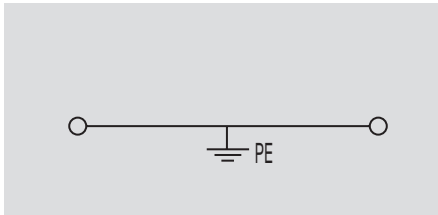
Copper-plated aluminium washers are necessary for the transition from aluminium cable lugs to the busbar of the terminals. This is the only way to ensure reliable transition from copper to aluminium. The washers are fitted so that the copper side is in contact with the busbar and the aluminium side with the aluminium cable lug.



# Terminals

## Definition of the various types

### PE terminals



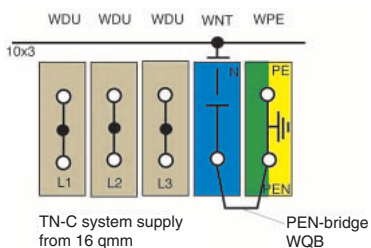
A PE terminal is a component with either one or several clamping positions for connecting and/or branching PE conductors (PE and PEN conductors) with a conductive connection to their support. Partially insulated PE terminals are insulated from adjacent live parts of terminals; the partial insulation is marked green/yellow.

#### Scope (IEC 60947-7-2)

This standard applies to PE terminals (with PE function) up to 120 mm<sup>2</sup> and to PE terminals (with PEN function) for sizes upwards of 10 mm<sup>2</sup> with screw clamping points or screwless clamping points for connecting round copper conductors with a cross-section between 0.2 mm<sup>2</sup> and 120 mm<sup>2</sup> (AWG 24/250 kcmil) for circuits up to 1000 Vac 1000 Hz or up to 1500 Vdc. PE terminals are used to produce the electrical and mechanical connection between copper conductors and the fastening base.

#### PEN function

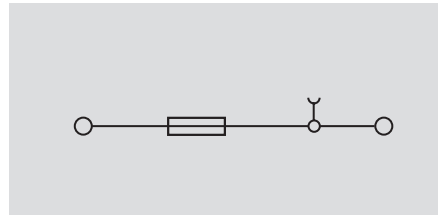
Acc. to IEC 60947-7-2, only copper mounting rails may be used for application of the PEN function. Steel mounting rails must not be used.



#### Use of TS 35 x 15

In order to comply with the current capability required by IEC 60947-7-2, the TS 35 x 15 mounting rail must be used for PE terminals with a rated cross-section of 16 mm<sup>2</sup> and upwards.

### Fuse terminals



Fuse terminals consist of a terminal base and a fuse insert holder.

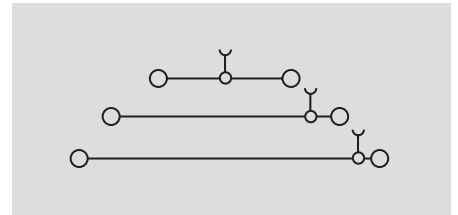
In the case of fuse terminals for low-voltage fuse inserts (D-system), the technical data are defined by IEC 60947-7-3 in conjunction with VDE 0636 part 301.

In the case of fuse terminals for device protection fuse inserts, the technical data are defined by standard IEC 60947-7-3 pertaining to the specific range of applications of these products.

Fuse terminals for device protection are rated for a certain maximum power loss on the basis of standard IEC 60127-2 valid for G-fuse inserts.

The product pages contain details about the maximum power loss for individual or composite arrangements for short-circuit and/or overload protection.

### Multi-tier distribution terminals



A multi-storey distribution terminal is a unit with clamping points for connecting and/or linking external, neutral and PE conductors to their fastening support with a conductive PE connection.

These terminals can be fitted on top of or next to each other and assembled to form terminal strips.

They have several connection levels, all of which are isolated from each other.

#### Scope IEC 60947-7-1 / IEC 60947-7-2 DIN VDE 0611-4 (partially)

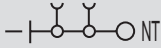
These standards apply to multi-storey distributor terminals with clamping points and screw connections, and/or screwless connections for connecting or linking solid, stranded or flexible copper conductors. In distributor terminals, external conductor and/or N and PE conductor connections are all present together within a confined space.

The N-conductor can be divided for insulation measurement; it is not used for disconnecting or switching.

# Terminals

## Definition of the various types

### Neutral conductor isolating terminals



A neutral conductor disconnect terminal is a unit with clamping points for connecting and/or linking neutral conductors with disconnect connection.

These terminals can be fitted on top of or next to each other and assembled to form terminal strips.

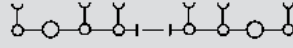
#### **Rated voltage IEC 60947-7-1 IEC 60947-1**

The rated voltage given conforms to IEC 60947-7-1. It is the rated insulation voltage and is defined acc. to IEC 60947-1 or IEC 60947-7-1.

400 V applies to  
external conductor / external conductor

250 V applies to  
external conductor / N-conductor  
external conductor / PE conductor  
N-conductor / PE conductor

### Measuring and isolating terminals



Measuring and isolating terminals are used for partial disconnection of circuits for measuring purposes in unloaded state.

The rated voltage of the measuring and isolating terminal is the rated insulation voltage, to which the insulation tests and creepage distances refer.

It is defined acc. to IEC 60664-1 and is one of the specifications marked on the terminal.

The opened disconnect point is dimensioned according to the allocated rated surge voltage.

### Isolating terminals



Isolating terminals are used for operational disconnection of circuits in unloaded state.

The rated voltage of the isolating terminals is the rated insulation voltage to which the insulation tests and creepage distances refer, and is defined acc. to IEC 60664-1.

The opened disconnect point is dimensioned acc. to the rated surge voltage allocated for devices with disconnect function acc. to DIN VDE 0100-537 and IEC 60947-7-1.

The disconnects of the isolating terminals are rated for unloaded actuation (use category AC20 acc. to IEC 60947-1) and used to clear a system or part of a system.



# Terminals

## Ex terminals

Confirmed according to the new  
European Ex-Directive 94/9/EC – ATEX –



### Basic specifications

IEC 60947-7-1 (EN 60947-7-1/ VDE 0611P.1) and IEC 60947-7-2 (EN 60947-7-2/ VDE 0611P.3) are the basic specifications for terminals, and also protective conductor terminals. For use in potentially explosive atmospheres the following standards also apply: EN 50014 (IEC 60079-0/ VDE 0170/0171 P.1) and for increased safety "e" EN 50019 (IEC 60079-7/ VDE 0170/0171 P. 6). Ex terminals are so-called Ex-components according to EN 50014.

Components means any item essential to the safe functioning of equipment and protective systems, but with no autonomous function.

Components according to the Ex-directive 94/9/EC are not marked with CE.

Ex terminals are certified for the type of protection increased safety "e".



According to the directive 94/9/EC, the European notified bodies have been issuing EC-type examination certificates of the so-called ATEX-Generation since 1997 in accordance with EN 50014 / 50019 and the Ex directive 94/9/EC.

A prerequisite is a notification of the manufacturer's quality system. This exists for Weidmüller since 1997. Copies of these type examination certificates, the notification document and the declarations of conformity are available on request in electronic form.

The former component certifications (A to D generation) according to the Ex directive 76/117/EEC are still valid until 30/6/2003.

The clamping yoke, tension clamp and IDC clamping system of the terminals provide increased protection against self-release, and are so designed that conductor ends of flexible conductors do not have to be pre-prepared. The cross-sections and connection data specified in the selection tables are included in the certification.


### Marking

**Ex-RL94/9EG:** Ⓜ II 2 G D

- Ⓜ Ex electrical equipment
- II 2 G Equipment group II category 2 (zone 1 electrical equipment)
- II 2 D Equipment group II category 2 (zone 21 electrical equipment)

- EN 50014/19:** EEx e II
- E Conformity with EN standards
- Ex Explosion protection
- e Increased safety
- II Equipment group

- KEMA 97ATEX4677U** (Example)
- KEMA Notified body
- ATEX Conformity with 94/9/EC
- U Component



## Terminals

### Ex terminals

Confirmed according to the new  
 European Ex-Directive 94/9/EC – ATEX –

#### Electrical data

The specified values of the current carrying capacity are related to an ambient temperature of 40 °C. At rated current load (+ 10%), the temperature of the currentbar of the terminal increases by a maximum of 40 K.

Recognizing an additional factor of safety according to EN 50 014, gives the following results:

| Temperature class | Ambient temperature |
|-------------------|---------------------|
| T6, T5            | – 50 °C to + 40 °C  |
| T4 to T1          | – 50 °C to + 55 °C  |

If the real ambient temperature is higher, the permitted operating current must be reduced accordingly. As defined in EN 50 014, the continuous operating temperature for Wemid and KrG is 100 °C, for PA material 80 °C.

#### Accessories

The accessories listed in the tables can be used, and are listed in the Ex certifications. To maintain the creepage and clearance distances for “e”, end plates or partitions should be used, as specified in the table.

#### Design for EEx i

Terminals for “i” intrinsically-safe circuits are passive components, whose temperature-rise behaviour and the electrical characteristics are known.

Therefore, there is no requirement for certification when being used in intrinsically-safe circuits.

The terminals are light blue to ensure clear identification and easy recognition.

These terminals conform to the construction type as terminals corresponding to the EEx e specifications.

#### Accessories

The accessories listed in the tables can be used and conform to EN 50 020 (IEC 60 079-11/VDE 0170/0171 P. 7).

#### Mounting

The general statements also apply here for EEx i applications. Additionally, the EEx i requirements always apply to the complete circuit, therefore also for parts in non-potentially explosive atmospheres.

## Current carrying capacity of cables and conductors

### Rated currents

| Cross-section | VDE 0298 Part 4 (IEC364-5-523)<br>Current carrying capacity of conductors        |   | EN 50019 2 <sup>nd</sup> . edition<br>Increased-safety type of protection connection terminals<br>Ambient temperature 40 °C<br>40 K rise<br>Current equivalent to connect conductor<br>A |
|---------------|--|---|--|
|               | Ambient temperature 30 °C<br>Routing type C + 3<br>for PVC 70 °C conductors<br>A | Ambient temperature 40 °C<br>Factor 0.87<br>Routing type C + 3<br>for PVC 70 °C conductors<br>A |  |
| 1.5           | 17.5   | 15.225  | 15   |
| 2.5           | 24   | 20.88   | 21   |
| 4             | 32   | 27.84   | 28   |
| 6             | 41   | 35.67   | 36   |
| 10            | 57   | 49.59   | 50   |
| 16            | 76   | 66.12   | 66   |
| 25            | 101  | 87.87   | 88   |
| 35            | 125  | 108.75  | 109  |
| 50            | 150  | 130.5   | 131  |
| 70            | 192  | 167.04  | 167  |
| 90            | 232  | 201.84  | 202  |
| 120           | 269  | 234.03  | 234  |
| 150           | 309  | 268.83  | 267  |
| 185           | 353  | 307.11  | 307  |
| 240           | 415  | 361.05  | 361  |
| 300           | 520  | 452.4   | 452  |

The current carrying capacity of cables and conductors in the installation is normally specified at 30 °C ambient temperature according to VDE 0298 Part 4. At 40 °C, the operating current shall be reduced by a factor of 0.87.

### Clampability of 2 conductors in EExe

For our W-series terminals, it is fundamentally permitted to connect 2 wires to each clamping point. It is, however, necessary to use the next size down from the rated wire cross-section. For detailed information see section “Terminals”.



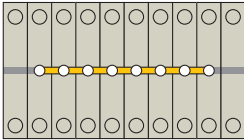
# Terminals

## ATEX cross-connection instructions

### Arrangements of terminals and cross-connections

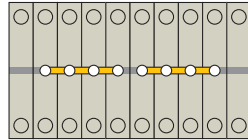
The maximum voltages for EEx e applications given below are determined on the basis of the terminals used, their cross-connection and which of the arrangements A-J is used.

#### A Continuous



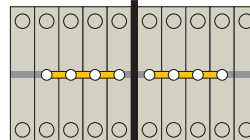
#### B Adjacent (To use with QWV)

**Not separated** by a partition plate or end plate



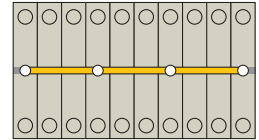
#### C Adjacent (To use with QV)

**Separated** by a partition plate or end plate



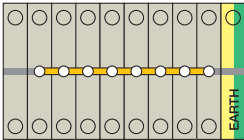
#### D Skipping

Bridging one or several not connected terminals (e.g. every third)



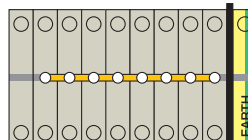
#### E Adjacent to a PE terminal (earth)

**Without** partition plate or end plate

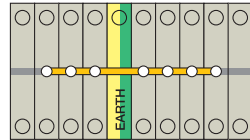


#### F Adjacent to a PE terminal (earth)

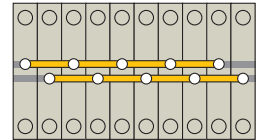
**With** partition plate or end plate



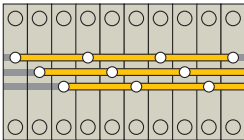
#### G Bridging a PE terminal (earth)



#### H 2 parallel cross-connections



#### I 3 parallel cross-connections



## Maximum voltage

| Family <sup>1)</sup>      | Certificate no.      | Rated voltage<br>V | Rated current<br>A | Nominal cross-section<br>mm <sup>2</sup> |
|---------------------------|----------------------|--------------------|--------------------|--|
| <b>AKZ ...</b>            |                      |                    |                    |  |
| AKZ 1.5                   | SIRA 02ATEX3001U     | 175                | 15                 | 1.5                                      |
| AKZ 2.5                   | SIRA 02ATEX3001U     | 175                | 21                 | 2.5                                      |
| AKZ 4                     | SIRA 02ATEX3001U     | 275                | 28                 | 4.0                                      |
| <b>BK ...</b>             |                      |                    |                    |  |
| BK 2/E ... BK 12/E        | SIRA 01ATEX3247U     | 275                | 28                 | 4.0                                      |
| <b>I-series / IDK ...</b> |                      |                    |                    |  |
| IDK 1.5N                  | KEMA 02ATEX2241 U    | 275                | 15                 | 1.5                                      |
| <b>I-series / IDU ...</b> |                      |                    |                    |  |
| IDU 1.5N                  | KEMA 02ATEX2241 U    | 275                | 15                 | 1.5                                      |
| IDU 2.5N                  | DEMKO 03ATEX134054 U | 550                | 21                 | 2.5                                      |
| IDU 2.5N/ZF               | DEMKO 03ATEX134054 U | 550                | 21                 | 2.5                                      |
| IDU 2.5N/ZB               | DEMKO 03ATEX134054 U | 550                | 21                 | 2.5                                      |
| IDU 1.5 TE/E              | KEMA 99ATEX4329 U    | 275                | 15                 | 1.5                                      |
| IDU 2.5 TE/E              | KEMA 99ATEX4329 U    | 275                | 21                 | 2.5                                      |
| <b>MK ...</b>             |                      |                    |                    |  |
| MK 3/.../E                | SIRA 01ATEX3248U     | 275                | 21                 | 2.5                                      |
| MK 6/.../E                | SIRA 01ATEX3249U     | 420                | 36                 | 6.0                                      |

<sup>1)</sup> Please refer to the catalogue and the certificate showing precisely which article is approved.

| Maximum voltage (V)<br>(letters refer to the above diagrams) |     |     |     |     |     |     |     |   |
|--|-----|-----|-----|-----|-----|-----|-----|---|
| A  | B   | C   | D   | E   | F   | G   | H   | I |
| 175  | 175 | 175 | 175 | 175 | 175 | 175 | —   | — |
| 175  | 175 | 175 | 175 | 175 | 175 | 175 | —   | — |
| 275  | 275 | 275 | 275 | 275 | 275 | 275 | —   | — |
| 175  | 175 | 275 | 175 | —   | —   | 275 | —   | — |
| 275  | 275 | 275 | 275 | —   | —   | —   | —   | — |
| 275  | 275 | 275 | 275 | 275 | 275 | 275 | 275 | — |
| 550  | 420 | 550 | 550 | 550 | 550 | 550 | 550 | — |
| 550  | 420 | 550 | 275 | 275 | 550 | 275 | 550 | — |
| 550  | 420 | 550 | 275 | 275 | 550 | 275 | 550 | — |
| 275  | 275 | 275 | 110 | 275 | 275 | 110 | 275 | — |
| 275  | 275 | 275 | 110 | 275 | 275 | 110 | 275 | — |
| 175  | 175 | 275 | 175 | —   | —   | —   | —   | — |
| 275  | 275 | 420 | 275 | —   | —   | —   | —   | — |

# Terminals

## Maximum voltage

| Family 1)                       | Certificate no.   | Rated voltage<br>V | Rated current<br>A | Rated cross-section<br>mm <sup>2</sup> |
|---------------------------------|-------------------|--------------------|--------------------|--|
| <b>SAK-series</b>               |                   |                    |                    |  |
| SAK 2.5                         | KEMA 97ATEX1798 U | 550                | 21                 | 2.5                                    |
| SAK 4                           | KEMA 97ATEX1798 U | 550                | 28                 | 4.0                                    |
| SAK 6N                          | KEMA 97ATEX1798 U | 550                | 36                 | 6.0                                    |
| SAK 10                          | KEMA 97ATEX1798 U | 550                | 50                 | 10.0                                   |
| SAK 16                          | KEMA 97ATEX1798 U | 750                | 66                 | 16.0                                   |
| SAK 35                          | KEMA 97ATEX1798 U | 550                | 109                | 35.0                                   |
| <b>W-series / WDK ...</b>       |                   |                    |                    |  |
| WDK 1.5/R3.5                    | KEMA 99ATEX6545 U | 275                | 15                 | 1.5                                    |
| WDK 2.5                         | KEMA 98ATEX1687 U | 275                | 21                 | 2.5                                    |
| WDK 2.5N                        | KEMA 00ATEX2061U  | 550                | 21                 | 2.5                                    |
| WDK 4N                          | KEMA 00ATEX2061U  | 550                | 28                 | 4.0                                    |
| <b>W-series / WDU ...</b>       |                   |                    |                    |  |
| WDU 1.5/ZZ                      | KEMA 98ATEX1685 U | 550                | 14                 | 1.5                                    |
| WDU 2.5/1.5/ZR                  | KEMA 98ATEX1685 U | 550                | 15                 | 1.5                                    |
| WDU 2.5/TC                      | SIRA 02ATEX3153 U | 50                 | 15                 | 1.5                                    |
| WDU 1.5/R3.5                    | KEMA 99ATEX6545 U | 275                | 1                  | 2.5                                    |
| WDU 2.5N                        | KEMA 98ATEX1683 U | 420                | 21                 | 2.5                                    |
| WDU 2.5                         | KEMA 98ATEX1683 U | 550                | 21                 | 2.5                                    |
| WDU 4                           | KEMA 98ATEX1683 U | 750                | 28                 | 4.0                                    |
| WDU 6                           | KEMA 98ATEX1683 U | 550                | 36                 | 6.0                                    |
| WDU 10                          | KEMA 98ATEX1683 U | 550                | 50                 | 10.0                                   |
| WDU 16                          | KEMA 98ATEX1683 U | 750                | 66                 | 16.0                                   |
| WDU 35                          | KEMA 98ATEX1683 U | 750                | 109                | 35                                     |
| WDU 70N/35                      | KEMA 98ATEX1683 U | 750                | 167                | 70                                     |
| WDU 70/95                       | KEMA 98ATEX1686 U | 750                | 202                | 70                                     |
| WDU 120/150                     | KEMA 98ATEX1686 U | 1100               | 234                | 120                                    |
| WDU 240                         | KEMA 01ATEX2186 U | 750                | 300                | 240                                    |
| WDU 4 SL                        | SIRA 02ATEX3242 U | 275                | 28                 | 4                                      |
| WDU 6 SL                        | SIRA 02ATEX3242 U | 275                | 36                 | 6                                      |
| WDU 10 SL                       | SIRA 02ATEX3242 U | 275                | 50                 | 10                                     |
| <b>Stud terminals / WFF ...</b> |                   |                    |                    |  |
| WFF 35                          | KEMA 98ATEX1684 U | 1100               | 109                | 35                                     |
| WFF 70                          | KEMA 98ATEX1684 U | 1100               | 167                | 70                                     |
| WFF 120                         | KEMA 98ATEX1684 U | 1100               | 234                | 120                                    |
| WFF 185                         | KEMA 98ATEX1684 U | 1100               | 307                | 185                                    |
| WFF 300                         | KEMA 98ATEX1684 U | 1100               | 452                | 300                                    |
| <b>Z-series / ZDK ...</b>       |                   |                    |                    |  |
| ZDK 2.5/1.5                     | KEMA 97ATEX4677 U | 275                | 18                 | 2.5                                    |
| <b>Z-series / ZDU ...</b>       |                   |                    |                    |  |
| ZDU 1.5                         | KEMA 01ATEX2106 U | 550                | 15                 | 1.5                                    |
| ZDU 1.5/3AN                     | KEMA 01ATEX2106 U | 550                | 15                 | 1.5                                    |
| ZDU 1.5/4AN                     | KEMA 01ATEX2106 U | 550                | 15                 | 1.5                                    |
| ZDU 2.5                         | KEMA 97ATEX2521 U | 550                | 21                 | 2.5                                    |
| ZDU 2.5/2X2AN                   | KEMA 97ATEX2521 U | 550                | 21                 | 2.5                                    |
| ZDU 2.5/3AN                     | KEMA 97ATEX2521 U | 550                | 21                 | 2.5                                    |
| ZDU 2.5/4AN                     | KEMA 97ATEX2521 U | 550                | 21                 | 2.5                                    |
| ZDU 4                           | KEMA 97ATEX2521 U | 550                | 28                 | 4                                      |
| ZDU 6                           | KEMA 97ATEX2521 U | 550                | 36                 | 6                                      |
| ZDU 6/3AN                       | KEMA 00ATEX2107 U | 550                | 36                 | 6                                      |
| ZDU 10                          | KEMA 99ATEX5514 U | 550                | 50                 | 10                                     |
| ZDU 10/3AN                      | KEMA 00ATEX2107 U | 550                | 50                 | 10                                     |
| ZDU 16                          | KEMA 99ATEX5514 U | 550                | 66                 | 16                                     |
| ZDU 16/3AN                      | KEMA 00ATEX2107 U | 550                | 66                 | 16                                     |
| ZDU 35                          | KEMA 00ATEX2107 U | 750                | 109                | 35                                     |
| ZDU 2.5-2/3AN                   | KEMA 97ATEX4677 U | 550                | 21                 | 2.5                                    |
| ZDU 2.5-2/4AN                   | KEMA 97ATEX4677 U | 550                | 21                 | 2.5                                    |
| ZDUA 2.5-2                      | KEMA 97ATEX4678 U | 275                | 20                 | 2.5                                    |
| ZDUB 2.5-2/...                  | KEMA 97ATEX2755 U | 550                | 21                 | 2.5                                    |

1) Please refer to the catalogue and the certificate showing precisely which article is approved.

| Maximum voltage (V)<br>(letters refer to the above diagrams) |      |      |     |      |      |     |                   |                  |
|--|------|------|-----|------|------|-----|-------------------|------------------|
| A  | B    | C    | D   | E    | F    | G   | H                 | I                |
| 550  | 550  | 550  | 175 | 550  | 550  | 175 | —                 | —                |
| 550  | 550  | 550  | 175 | 550  | 550  | 175 | —                 | —                |
| 550  | 550  | 550  | 175 | 550  | 550  | 175 | —                 | —                |
| 550  | 550  | 550  | 175 | 550  | 550  | 175 | —                 | —                |
| 550  | 550  | 550  | 175 | 550  | 750  | 175 | —                 | —                |
| 550  | 550  | 550  | 175 | 550  | 550  | 175 | —                 | —                |
| 175  | 175  | 275  | 175 | 175  | —    | —   | —                 | —                |
| 275  | 275  | 275  | 60  | 275  | 275  | 60  | —                 | —                |
| 550  | 550  | 550  | 275 | 550  | 550  | 275 | —                 | —                |
| 550  | 550  | 550  | 275 | 550  | 550  | 275 | —                 | —                |
| 550  | 550  | 550  | 110 | 550  | 550  | 110 | 110               | —                |
| 550  | 550  | 550  | 110 | 550  | 550  | 110 | 110               | —                |
| —  | —    | —    | —   | —    | —    | —   | —                 | —                |
| 175  | 175  | 275  | 175 | 175  | —    | —   | —                 | —                |
| 420  | 420  | 420  | 110 | 420  | 420  | 110 | —                 | —                |
| 550  | 550  | 550  | 110 | 420  | 550  | 110 | 110 <sup>2)</sup> | 60 <sup>3)</sup> |
| 750  | 750  | 750  | 110 | 420  | 750  | 110 | —                 | —                |
| 550  | 550  | 550  | 110 | 420  | 550  | 110 | —                 | —                |
| 550  | 550  | 550  | 110 | 420  | 550  | 110 | —                 | —                |
| 750  | 750  | 750  | 110 | 750  | 750  | 110 | —                 | —                |
| 750  | 750  | 750  | 110 | 750  | 750  | 110 | —                 | —                |
| 750  | 750  | 750  | —   | 750  | 750  | —   | —                 | —                |
| 750  | 750  | 750  | —   | 750  | 750  | —   | —                 | —                |
| 1100   | 1100 | 1100 | —   | 1100 | 1100 | —   | —                 | —                |
| —  | —    | —    | —   | —    | —    | —   | —                 | —                |
| 275  | 275  | 275  | 175 | 275  | 275  | 175 | 175               | —                |
| 275  | 275  | 275  | 175 | 275  | 275  | 175 | 175               | —                |
| 275  | 275  | 275  | 175 | 275  | 275  | 175 | 175               | —                |
| 1100   | 1100 | 1100 | —   | 1100 | 1100 | —   | —                 | —                |
| 1100   | 1100 | 1100 | —   | 1100 | 1100 | —   | —                 | —                |
| 1100   | 1100 | 1100 | —   | 1100 | 1100 | —   | —                 | —                |
| 1100   | 1100 | 1100 | —   | 1100 | 1100 | —   | —                 | —                |
| 275  | 275  | 275  | 275 | 275  | 275  | 275 | —                 | —                |
| 275  | 275  | 275  | 175 | 275  | 550  | 175 | 275               | —                |
| 275  | 275  | 275  | 175 | 275  | 550  | 175 | 275               | —                |
| 275  | 275  | 275  | 275 | 275  | 275  | 275 | 275               | —                |
| —  | —    | —    | —   | —    | —    | —   | —                 | —                |
| 275  | 275  | 275  | 275 | 275  | 275  | 275 | —                 | —                |
| 275  | 275  | 275  | 275 | 275  | 275  | 275 | —                 | —                |
| 275  | 275  | 275  | 275 | 275  | 275  | 275 | —                 | —                |
| 275  | 275  | 275  | 275 | 275  | 275  | 275 | —                 | —                |
| 275  | 275  | 275  | 275 | 275  | 275  | 275 | —                 | —                |
| 550  | 550  | 550  | —   | 550  | 550  | —   | —                 | —                |
| 550  | 550  | 550  | 275 | 550  | 550  | —   | —                 | —                |
| 550  | 550  | 550  | —   | 550  | 550  | —   | —                 | —                |
| —  | —    | —    | —   | —    | —    | —   | —                 | —                |
| 550  | 550  | 550  | —   | 550  | 750  | —   | —                 | —                |
| 420  | 420  | 420  | 275 | 550  | 550  | 275 | 110               | —                |
| —  | —    | —    | —   | —    | —    | —   | —                 | —                |
| 275  | 275  | 275  | 110 | 275  | 275  | 110 | —                 | —                |
| —  | —    | —    | —   | —    | —    | —   | —                 | —                |

2) For ZQV, the outer channels must be used in these cases.

3) Only possible with ZQV.





|   |             |
|---|-------------|
| <b>Index</b>  |             |
| Type Index  | X.2 - X.11  |
| Order Number Index  | X.12 - X.23 |
| <b>The whole world of connection-technology in three catalogues</b> |             |
|   | X.24 - X.25 |
| <b>Worldwide activities</b>   |             |
| Addresses abroad  | X.26 - X.27 |

| Type                   | Order No.  | EAN-No.        | Page | Type                  | Order No.  | EAN-No.       | Page | Type                    | Order No.  | EAN-No.       | Page |
|------------------------|------------|----------------|------|-----------------------|------------|---------------|------|-------------------------|------------|---------------|------|
| A                      |            |                |      | AP AST3+4 KRG         | 0298120000 | 4008190172213 | 1.4  | AP SAKK4/10 KER/WWS     | 9502630000 | 4008190047290 | 1.6  |
| AD 250                 | 0634100000 | 4008190083199  | 1.18 | AP AST3+4 KRG         | 0298120000 | 4008190172213 | 1.6  | AP SAKR BE              | 0211360000 | 4008190184834 | 1.6  |
| AD 3 SAK10             | 0178500000 | 4008190007591  | 1.17 | AP AST3+4/35 GE       | 2077060000 | 4032248424757 | 1.6  | AP SAKR BE              | 0211360000 | 4008190184834 | E.3  |
| AD 3 SAK16             | 0297900000 | 4008190080884  | 1.17 | AP ATA1               | 2093550000 |               | 1.6  | AP SAKR BE              | 0211360000 | 4008190184834 | 1.4  |
| AD 3 SAK2.5            | 0297900000 | 4008190038229  | 1.17 | AP DK4                | 0359260000 | 4008190012991 | 1.6  | AP SAKR BE RS-SET       | 1820200000 | 4032248313334 | 1.6  |
| AD 3 SAK35             | 0273400000 | 4008190106027  | 1.17 | AP DK4 BL             | 0359280000 | 4008190031213 | 1.6  | AP SAKR BL              | 0211380000 | 4008190141943 | 1.6  |
| AD 3 SAK4              | 0297600000 | 4008190173395  | 1.17 | AP DK4/380 Q          | 0438560000 | 4008190133351 | 1.6  | AP SAKR KRG             | 0211320000 | 4008190126704 | 1.6  |
| AD 3 SAK6N             | 0297700000 | 4008190086787  | 1.17 | AP DK4/380 Q          | 0438560000 | 4008190133351 | 1.4  | AP SAKS1+3 KRG          | 0191320000 | 4008190031688 | 1.6  |
| AD 3 SAK70             | 0344300000 | 4008190166489  | 1.17 | AP DK4Q               | 1397160000 | 4008190125899 | B.34 | AP SAKS1+3 KRG          | 0191320000 | 4008190031688 | 1.4  |
| AD 3 WSD SAKG54 HP/DBR | 0264900000 | 4008190144333  | 1.17 | AP DK4Q               | 1397160000 | 4008190125899 | A.34 | AP SAKS1+3 KRG          | 0191320000 | 4008190031688 | B.27 |
| AD 4 AKZ4              | 0303400000 | 4008190068158  | 1.17 | AP DK4Q BL            | 1397160000 | 4008190125899 | 1.6  | AP SAKS1+3 KRG/DB       | 0191300000 | 4008190099763 | 1.6  |
| AD 4 SAK10             | 0178600000 | 4008190068288  | 1.17 | AP DK4Q BL            | 1397180000 | 4008190171728 | 1.6  | AP SAKT2 KRG            | 0329120000 | 4008190012793 | 1.6  |
| AD 4 SAK16             | 0518200000 | 4008190122416  | 1.17 | AP DK4S BL            | 0631380000 | 4008190109820 | 1.6  | AP SAKT2 KRG            | 0329120000 | 4008190012793 | 1.4  |
| AD 4 SAK35             | 0178700000 | 4008190056414  | 1.17 | AP DKIT4              | 0635060000 | 4008190012168 | 1.6  | AP SAKT4 KRG            | 0244920000 | 4008190108953 | 1.6  |
| AD 4 SAK35N            | 0576700000 | 4008190119881  | 1.17 | AP DKIT4 PA           | 0687560000 | 4008190009465 | 1.6  | AP ST5 PA/VE            | 0447260000 | 4032248183913 | 1.6  |
| AD 4 SAK4              | 0285300000 | 4008190072902  | 1.17 | AP DL2.5              | 1317660000 | 4008190180508 | 1.6  | AP ST5 PPO/SW           | 0447240000 | 4008190457044 | 1.6  |
| AD 4 SAK6N             | 0196600000 | 4008190169336  | 1.17 | AP DL2.5 BL           | 1317680000 | 4008190400545 | 1.6  | AP STA2.5 0.5MM         | 2012770000 | 4008190236823 | 1.6  |
| AD 4 WSD SAKG28 HP/DBR | 0263100000 | 4008190020477  | 1.17 | AP DL2.5 DB           | 1784210000 | 4032248189878 | 1.6  | AP TAL                  | 0212260000 | 4008190104740 | 1.6  |
| AD 4 WSD SAKG32 HP/DBR | 0283100000 | 4008190087982  | 1.17 | AP DL2.5 PE           | 1599960000 | 4008190164324 | 1.6  | AP TOP2.5T-AST6T        | 0582560000 |               | 1.4  |
| AD 4 WSD SAKG40 HP/DBR | 0263200000 | 4008190152802  | 1.17 | AP DL2.5/PE DB        | 1783800000 | 4032248189830 | 1.6  | AP TOP4SF-FF            | 0483460000 | 4008190081614 | 1.6  |
| AD 4 WSD SAKG46 HP/DBR | 0263300000 | 4008190175528  | 1.17 | AP DL2.5              | 1313260000 | 4008190055028 | 1.6  | AP TOP4SF-FF            | 1333200000 | 4008190188016 | 1.6  |
| AD 4 WSD SAKG54 HP/DBR | 0261100000 | 4008190070779  | 1.17 | AP DL2.5 DB           | 1783550000 | 4032248189847 | 1.6  | AP TW/S3...             | 1632600000 | 4008190257729 | 1.6  |
| ADK 1/1.5              | 0303860000 | 4008190035723  | E.11 | AP DSK1.5             | 0532960000 | 4008190093358 | 1.6  | AP VLI1.5 DB            | 1784150000 | 4032248190140 | 1.6  |
| ADK 1/1.5 BL           | 0303880000 | 4008190168315  | E.11 | AP DUSA4/35           | 0401360000 | 4008190120986 | 1.6  | AP VLI1.5/PE            | 1633320000 | 4008190257774 | 1.6  |
| ADL                    | 0210800000 | 4008190006274  | 1.18 | AP KDKS1 1.5          | 9503330000 | 4008190124212 | 1.6  | AP VLI1.5/PE DB         | 1784160000 | 4032248190157 | 1.6  |
| ADP 1/HP1 1M           | 0485200000 | 4008190043568  | 1.16 | AP KDKS1 1.5 DB       | 9532470000 | 4032248039227 | 1.6  | ASK 1/15                | 0376860000 | 4008190141202 | E.7  |
| ADP 2/HP2 1M           | 0485300000 | 4008190051716  | 1.16 | AP KDKS1 EN           | 9503340000 | 4008190157630 | 1.6  | ASK 1/EN                | 0474560000 | 4008190020880 | C.5  |
| ADP 3/HP3 1M           | 0485400000 | 4008190023928  | 1.16 | AP KSKM               | 9509630000 | 4008190456771 | 1.6  | ASK 1/EN LD 120K 230VDC | 0222760000 | 4008190084890 | C.5  |
| ADP 4/1000             | 1430760000 | 4008190132897  | 1.16 | AP MAK2.5             | 1615280000 | 4008190193850 | 1.6  | ASK 1/EN LD 15K 24VDC   | 0222760000 | 4008190024780 | C.5  |
| ADP 4/300              | 1378160000 | 4008190183851  | 1.16 | AP MAK2.5 DB          | 7917000000 | 4032248190911 | 1.6  | ASK 1/EN LD 1D 115VAC   | 0225560000 | 4008190163419 | C.5  |
| AH 28 SAKG28           | 0326660000 | 4008190031510  | 1.17 | AP OSC 10/16          | 9154850000 | 4008190899011 | 1.6  | ASK 1/EN LD 1D 230VAC   | 0225760000 | 4008190126773 | C.5  |
| AH 32 SAKG32           | 0326760000 | 4008190064976  | 1.17 | AP OSC 4              | 9154860000 | 4008190899004 | 1.6  | ASK 1/EN LD 1D 24VAC    | 0222860000 | 4008190029807 | C.5  |
| AH 40 SAKG40           | 0326860000 | 4008190061258  | 1.17 | AP PPT/35             | 3835120000 | 4008190003364 | 1.6  | ASK 1/EN LD 1D 48VAC    | 0225360000 | 4008190136277 | C.5  |
| AH 46 SAKG46           | 0326960000 | 4008190174712  | 1.17 | AP RSF1 KRG           | 0270420000 | 4008190099107 | 1.6  | ASK 1/EN LD 27K 48VDC   | 0225260000 | 4008190185022 | C.5  |
| AK 95                  | 0364200000 | 4008190164225  | H.3  | AP RSF2 KRG           | 0301420000 | 4008190168537 | 1.6  | ASK 1/EN LD 33K 60VDC   | 0226460000 | 4008190148591 | C.5  |
| AKA 2.5                | 0300720000 | 4008190072018  | E.13 | AP RSF3               | 0270460000 | 4008190110635 | 1.6  | ASK 1/EN LD 56K 115VDC  | 0225460000 | 4008190136894 | C.5  |
| AKA 2.5 BL             | 0300770000 | 4008190084547  | E.13 | AP RV                 | 4145220000 | 4008190401528 | 1.6  | AST 1 6.3               | 0266360000 | 4008190143411 | B.36 |
| AKE 2.5                | 1303360000 | 4008190084950  | E.4  | AP SAK16              | 0271160000 | 4008190120429 | 1.4  | AST 1 6.3 KRG           | 0266320000 | 4008190167981 | B.44 |
| AKE 4                  | 0380260000 | 4008190056841  | E.5  | AP SAK16 BL           | 0271160000 | 4008190120429 | 1.6  | AST 1 6.3/2.8           | 0478260000 | 4008190030343 | B.36 |
| AKE 4 MS               | 0211200000 | 4008190074906  | E.4  | AP SAK16 GE           | 0271180000 | 4008190169800 | 1.6  | AST 1 6.3/2.8 KRG       | 0478220000 | 4008190140625 | B.44 |
| AKZ 1.5                | 0340460000 | 4008190091576  | E.2  | AP SAK16 KRG          | 0271180000 | 4008190169800 | 1.6  | AST 1/35 6.3            | 0664860000 | 4008190103279 | A.36 |
| AKZ 1.5 BL             | 0340480000 | 4008190075378  | E.2  | AP SAK16 KRG BL       | 0271120000 | 4008190062606 | 1.6  | AST 1/35 6.3/2.8        | 0699660000 | 4008190041861 | A.36 |
| AKZ 1.5 SW 1X1         | 0357960000 | 4008190155544  | E.14 | AP SAK2.5             | 0271120000 | 4008190062606 | 1.6  | AST 3 6.3               | 0236760000 | 4008190177935 | B.36 |
| AKZ 1.5L VS            | 0340160000 | 4008190156350  | E.10 | AP SAK2.5 KRG         | 0279560000 | 4008190075736 | B.34 | AST 3 6.3 KRG           | 0298020000 | 4008190156831 | B.44 |
| AKZ 2.5                | 0697160000 | 4008190121716  | E.2  | AP SAK2.5 BL          | 0279580000 | 4008190050702 | 1.6  | AST 3 6.3/2.8 KRG       | 0442420000 | 4008190002923 | B.44 |
| AKZ 2.5 BL             | 0697180000 | 4008190167448  | E.2  | AP SAK2.5 GE          | 0279500000 | 4008190404110 | 1.6  | AST 3 6.3/2.8 KRG/BL    | 0442470000 |               | B.44 |
| AKZ 2.5 K SW U/V 1X1   | 0108960000 | 4008190020934  | E.15 | AP SAK2.5 KRG         | 0279520000 | 4008190014137 | 1.6  | AST 3/35 6.3            | 0479360000 | 4008190132941 | A.36 |
| AKZ 4                  | 0294360000 | 4008190054625  | E.3  | AP SAK2.5 KRG BL      | 0279520000 | 4008190014117 | 1.4  | AST 3/35 6.3/2.8        | 0460360000 | 4008190001094 | A.36 |
| AKZ 4 BL               | 0294380000 | 4008190002162  | E.3  | AP SAK2.5 KRG         | 0279500000 | 4008190014117 | 1.4  | AST 4 SF 6.3 KRG        | 0321220000 | 4008190167646 | B.45 |
| AKZ 4 LD 24VDC         | 0225250000 | 4032248095456  | E.6  | AP SAK2.5 KRS         | 0279570000 | 4008190022525 | 1.6  | AST 4 SF 6.3/2.8 KRG    | 0439120000 | 4008190005146 | B.45 |
| AKZ 4 LL VS            | 0346460000 | 4008190009526  | E.11 | AP SAK2.5 OR          | 0279530000 | 4008190025755 | 1.4  | AST 4/35 SF 6.3         | 0479460000 | 4008190108625 | A.37 |
| AKZ 4 S WA 2X2.8       | 0324460000 | 4008190132545  | E.9  | AP SAK2.5 OR          | 0279540000 | 4008190000073 | 1.6  | AST 4/35 SF 6.3/2.8     | 0460460000 | 4008190061319 | A.37 |
| AKZ 4 SF SE 6.3/2.8    | 0158760000 | 4008190017606  | E.9  | AP SAK2.5/35          | 2144900000 | 4008190241797 | 1.6  | AST 5 SF 6.3            | 0334560000 | 4008190051587 | B.37 |
| AKZ 4 SS SE 6.3/2.8    | 0324560000 | 4008190125301  | E.8  | AP SAK2.5/35 + AST3+4 | 0460560000 | 4008190048334 | 1.6  | AST 5 SF 6.3 KRG        | 0334520000 | 4008190043247 | B.45 |
| AKZ 4 SS WA 2X2.8      | 0362460000 | 4008190005913  | E.8  | AP SAK2.5/35 BL       | 0460580000 | 4008190081164 | 1.6  | AST 5 SF 6.3/2.8        | 0479260000 | 4008190084866 | B.37 |
| AKZ 4 SW 1X1           | 0445860000 | 4008190021737  | E.14 | AP SAK2.5 DB          | 0460490000 | 4008190394868 | 1.6  | AST 5 SF 6.3/2.8 KRG    | 0479220000 | 4008190021795 | B.45 |
| AKZ 4L SL VS           | 0334860000 | 4008190019501  | E.10 | AP SAK2.5L KRG        | 0309220000 | 4008190049997 | 1.6  | AST 5/35 6.3            | 0699760000 | 4008190133757 | A.37 |
| AKZ 4L SL VS BL        | 0334880000 | 4008190158156  | E.10 | AP SAK2.5L KRG        | 0309220000 | 4008190049997 | 1.4  | AST 5/35 SF 6.3/2.8     | 0664960000 | 4008190043322 | A.37 |
| AKZ 4L SL VS KRG       | 0334820000 | 4008190011666  | E.12 | AP SAK2.5L KRG BL     | 0309270000 | 4008190124878 | 1.6  |                         |            |               |      |
| AL 1                   | 0137320000 | 4008190023454  | E.12 | AP SAK35 KRG          | 0303620000 | 4008190050184 | 1.6  | B                       |            |               |      |
| AP DK4Q DB             | 0631300000 | 40081900965013 | 1.6  | AP SAK35 KRG/BL       | 0303620000 | 4008190050184 | 1.4  | BEZ.-KARTE ADP          | 0566700000 | 4008190000127 | I.16 |
| AP 100 GR              | 1773410000 | 4032248141111  | 1.6  | AP SAK35/TW SAK16     | 0303670000 | 4008190009113 | 1.6  | BFEH 1/W5H              | 1082400000 | 4008190898057 | G.7  |
| AP 110 GR              | 1990080000 | 4032248214105  | 1.6  | AP SAK35/TW SAK16     | 0303660000 | 4008190110765 | 1.6  | BFSC M2.5X18 PA/RT      | 0303300000 | 4008190040673 | I.17 |
| AP 2 DSG1.5T           | 2119490000 | 4008190219017  | 1.6  | AP SAK35/TW SAK16 BL  | 0303680000 | 4008190107651 | 1.6  | BFSC M3X22 PA/RT        | 0128900000 | 4008190084158 | I.17 |
| AP 70 SAK70 KRG        | 0340920000 | 4008190154684  | 1.4  | AP SAK4 KRG M.F.U     | 0460020000 | 4008190130206 | 1.6  | BFSC M3X25              | 0292500000 | 4008190177027 | I.10 |
| AP 70 SAK70 KRG        | 0340920000 | 4008190154684  | 1.6  | AP SAK4-10            | 0117960000 | 4008190081485 | 1.6  | BFSC M3X30              | 0292600000 | 4008190173919 | I.10 |
| AP ADK1                | 0476260000 | 4008190158194  | 1.6  | AP SAK4-10 BL         | 0117980000 | 4008190171087 | 1.6  | BFSC M3X35              | 0309800000 | 4008190058838 | I.10 |
| AP AKA2.5              | 0162520000 | 4008190139179  | 1.6  | AP SAK4-10 DB         | 0105100000 | 4008190394875 | 1.6  | BFSC M3X30              | 0292500000 | 4008190177027 | I.10 |
| AP AKA                 |            |                |      |                       |            |               |      |                         |            |               |      |

| Type                   | Order No.  | EAN-No.       | Page | Type                   | Order No.  | EAN-No.       | Page | Type         | Order No.  | EAN-No.       | Page |
|------------------------|------------|---------------|------|------------------------|------------|---------------|------|--------------|------------|---------------|------|
| BS 25 I/HV SAKT1       | 0335800000 | 4008190039196 | I.21 | DEK 5 FW X9-Z9         | 0133261158 | 4008190094577 | K.20 | DEK 5 GW 138 | 0522660138 | 4008190084066 | K.20 |
| BS 25 O/H SAKT1        | 0334700000 | 4008190118839 | I.21 | DEK 5 FWZ 1,3,5-19     | 0235860000 | 4008190066420 | K.20 | DEK 5 GW 139 | 0522660139 | 4008190028053 | K.20 |
| BS 35I/WSH 2           | 1760720000 | 4008190068714 | G.7  | DEK 5 FWZ 1-10         | 0523060001 | 4008190021726 | K.20 | DEK 5 GW 14  | 0522660014 | 4008190177706 | K.20 |
| BS 35II KLBU3 HOLDER   | 1723800000 | 4008190377038 | G.10 | DEK 5 FWZ 1-9          | 1572000000 | 4008190177164 | K.20 | DEK 5 GW 140 | 0522660140 | 4008190164966 | K.20 |
| BS 35II KLBU3-8/2X2-6  | 1768020000 | 4032248109296 | G.10 | DEK 5 FWZ 11-20        | 0523060011 | 4008190112219 | K.20 | DEK 5 GW 141 | 0522660141 | 4008190035082 | K.20 |
| BS 35II KLBU3-8        | 1723810000 | 4008190377037 | G.10 | DEK 5 FWZ 2,4,6-20     | 0236160000 | 4008190028664 | K.20 | DEK 5 GW 142 | 0522660142 | 4008190059361 | K.20 |
| BS 35II KLBU3-8/2X2-6  | 1749430000 | 4032248013210 | G.10 | DEK 5 FWZ 21,23,25-39  | 0235960000 | 4008190115326 | K.20 | DEK 5 GW 143 | 0522660143 | 4008190082796 | K.20 |
| BS 35II/KLBU 4-13.5    | 1723820000 | 4008190377014 | G.10 | DEK 5 FWZ 21-30        | 0523060021 | 4008190129897 | K.20 | DEK 5 GW 144 | 0522660144 | 4008190033880 | K.20 |
| BST 2 BEZEICHNUNGSSTR. | 1287700000 | 4008190132392 | I.17 | DEK 5 FWZ 22.24,26-40  | 0236260000 | 4008190185473 | K.20 | DEK 5 GW 145 | 0522660145 | 4008190139957 | K.20 |
| BTWZ KLBU3             | 1742630000 | 4008190980764 | G.8  | DEK 5 FWZ 31-40        | 0523060031 | 4008190074678 | K.20 | DEK 5 GW 146 | 0522660146 | 4008190053567 | K.20 |
| BZT 1 WS 10/5          | 1805490000 | 4032248270231 | K.14 | DEK 5 FWZ 41,43,45-59  | 0236060000 | 4008190144081 | K.20 | DEK 5 GW 147 | 0522660147 | 4008190086572 | K.20 |
| BZT 1 ZA WS10/5        | 1805520000 | 4032248270248 | K.14 | DEK 5 FWZ 41-50        | 0523060041 | 4008190172480 | K.20 | DEK 5 GW 148 | 0522660148 | 4008190082406 | K.20 |
| BZT 2 WS 10/5          | 1805480000 | 4032248270224 | K.14 | DEK 5 FWZ 42,44,46-60  | 0236360000 | 4008190116118 | K.20 | DEK 5 GW 149 | 0522660149 | 4008190042134 | K.20 |
| BZT 2 ZA WS 10/5       | 1805530000 | 4032248270255 | K.14 | DEK 5 FWZ 51-60        | 0523060051 | 4008190162436 | K.20 | DEK 5 GW 15  | 0522660015 | 4008190081997 | K.20 |
|                        |            |               |      | DEK 5 FWZ 61-70        | 0523060061 | 4008190079482 | K.20 | DEK 5 GW 150 | 0522660150 | 4008190155353 | K.20 |
|                        |            |               |      | DEK 5 FWZ 71-80        | 0523060071 | 4008190114589 | K.20 | DEK 5 GW 151 | 0522660151 | 4008190040840 | K.20 |
|                        |            |               |      | DEK 5 FWZ 81-90        | 0523060081 | 4008190075873 | K.20 | DEK 5 GW 152 | 0522660152 | 4008190116897 | K.20 |
|                        |            |               |      | DEK 5 FWZ 91-100       | 0523060091 | 4008190000653 | K.20 | DEK 5 GW 153 | 0522660153 | 4008190120443 | K.20 |
| CleanUnit PrintJet II  | 1858950000 | 4032248410668 | K.19 | DEK 5 FWZ L1-EIK       | 0354361203 | 4008190042257 | K.20 | DEK 5 GW 154 | 0522660154 | 4008190087456 | K.20 |
| CTI 6                  | 9006120000 | 4008190044527 | J.8  | DEK 5 FWZ L1-PE        | 0354361187 | 4008190047054 | K.20 | DEK 5 GW 155 | 0522660155 | 4008190017941 | K.20 |
| CTI 6 S                | 9006210000 | 4008190166694 | J.8  | DEK 5 FWZ U,V,W,N,PE   | 0558360000 | 4008190075217 | K.20 | DEK 5 GW 156 | 0522660156 | 4008190138653 | K.20 |
|                        |            |               |      | DEK 5 GE NEUTRAL       | 0473391687 | 4008190131586 | K.20 | DEK 5 GW 157 | 0522660157 | 4008190186012 | K.20 |
|                        |            |               |      | DEK 5 GN NEUTRAL       | 0473391688 | 4008190057473 | K.20 | DEK 5 GW 158 | 0522660158 | 4008190008291 | K.20 |
|                        |            |               |      | DEK 5 GR NEUTRAL       | 0473391691 | 4008190165079 | K.20 | DEK 5 GW 159 | 0522660159 | 4008190019457 | K.20 |
|                        |            |               |      | DEK 5 GS A             | 0132961021 | 4008190078904 | K.20 | DEK 5 GW 16  | 0522660016 | 4008190175252 | K.20 |
|                        |            |               |      | DEK 5 GS B             | 0132961022 | 4008190121631 | K.20 | DEK 5 GW 160 | 0522660160 | 4008190071868 | K.20 |
|                        |            |               |      | DEK 5 GS C             | 0132961023 | 4008190162221 | K.20 | DEK 5 GW 161 | 0522660161 | 4008190163846 | K.20 |
|                        |            |               |      | DEK 5 GS D             | 0132961024 | 4008190131876 | K.20 | DEK 5 GW 162 | 0522660162 | 4008190064938 | K.20 |
|                        |            |               |      | DEK 5 GS E             | 0132961025 | 4008190064402 | K.20 | DEK 5 GW 163 | 0522660163 | 4008190084448 | K.20 |
|                        |            |               |      | DEK 5 GS ERDE          | 0157261202 | 4008190145774 | K.20 | DEK 5 GW 164 | 0522660164 | 4008190067122 | K.20 |
|                        |            |               |      | DEK 5 GS ERDE IM KREIS | 0157261203 | 4008190046415 | K.20 | DEK 5 GW 165 | 0522660165 | 4008190049133 | K.20 |
|                        |            |               |      | DEK 5 GS F             | 0132961026 | 4008190186357 | K.20 | DEK 5 GW 166 | 0522660166 | 4008190150471 | K.20 |
|                        |            |               |      | DEK 5 GS G             | 0132961027 | 4008190046910 | K.20 | DEK 5 GW 167 | 0522660167 | 4008190023959 | K.20 |
|                        |            |               |      | DEK 5 GS H             | 0132961028 | 4008190061142 | K.20 | DEK 5 GW 168 | 0522660168 | 4008190087548 | K.20 |
|                        |            |               |      | DEK 5 GS I             | 0132961029 | 4008190074494 | K.20 | DEK 5 GW 169 | 0522660169 | 4008190078256 | K.20 |
|                        |            |               |      | DEK 5 GS J             | 0132961030 | 4008190084073 | K.20 | DEK 5 GW 17  | 0522660017 | 4008190008952 | K.20 |
|                        |            |               |      | DEK 5 GS K             | 0132961031 | 4008190177669 | K.20 | DEK 5 GW 170 | 0522660170 | 4008190107048 | K.20 |
|                        |            |               |      | DEK 5 GS L             | 0132961032 | 4008190081003 | K.20 | DEK 5 GW 171 | 0522660171 | 4008190059729 | K.20 |
|                        |            |               |      | DEK 5 GS M             | 0132961033 | 4008190102821 | K.20 | DEK 5 GW 172 | 0522660172 | 4008190131371 | K.20 |
|                        |            |               |      | DEK 5 GS MP            | 0157261235 | 4008190126335 | K.20 | DEK 5 GW 173 | 0522660173 | 4008190165895 | K.20 |
|                        |            |               |      | DEK 5 GS N             | 0132961034 | 4008190087883 | K.20 | DEK 5 GW 174 | 0522660174 | 4008190102243 | K.20 |
|                        |            |               |      | DEK 5 GS O             | 0132961035 | 4008190071691 | K.20 | DEK 5 GW 175 | 0522660175 | 4008190162849 | K.20 |
|                        |            |               |      | DEK 5 GS P             | 0132961036 | 4008190173937 | K.20 | DEK 5 GW 176 | 0522660176 | 4008190089269 | K.20 |
|                        |            |               |      | DEK 5 GS PE            | 0157261187 | 4008190064471 | K.20 | DEK 5 GW 177 | 0522660177 | 4008190014308 | K.20 |
|                        |            |               |      | DEK 5 GS Q             | 0132961037 | 4008190050122 | K.20 | DEK 5 GW 178 | 0522660178 | 4008190057718 | K.20 |
|                        |            |               |      | DEK 5 GS R             | 0132961038 | 4008190080105 | K.20 | DEK 5 GW 179 | 0522660179 | 4008190064969 | K.20 |
|                        |            |               |      | DEK 5 GS S             | 0132961039 | 4008190109882 | K.20 | DEK 5 GW 18  | 0522660018 | 4008190181888 | K.20 |
|                        |            |               |      | DEK 5 GS T             | 0132961040 | 4008190094546 | K.20 | DEK 5 GW 180 | 0522660180 | 4008190104313 | K.20 |
|                        |            |               |      | DEK 5 GS U             | 0132961041 | 4008190049164 | K.20 | DEK 5 GW 181 | 0522660181 | 4008190037086 | K.20 |
|                        |            |               |      | DEK 5 GS V             | 0132961042 | 4008190123604 | K.20 | DEK 5 GW 182 | 0522660182 | 4008190125196 | K.20 |
|                        |            |               |      | DEK 5 GS W             | 0132961043 | 4008190160234 | K.20 | DEK 5 GW 183 | 0522660183 | 4008190020897 | K.20 |
|                        |            |               |      | DEK 5 GS X             | 0132961044 | 4008190161057 | K.20 | DEK 5 GW 184 | 0522660184 | 4008190035044 | K.20 |
|                        |            |               |      | DEK 5 GS Y             | 0132961045 | 4008190161125 | K.20 | DEK 5 GW 185 | 0522660185 | 4008190013493 | K.20 |
|                        |            |               |      | DEK 5 GS Z             | 0132961046 | 4008190089375 | K.20 | DEK 5 GW 186 | 0522660186 | 4008190146601 | K.20 |
|                        |            |               |      | DEK 5 GW               | 0576260000 | 4008190163297 | K.20 | DEK 5 GW 187 | 0522660187 | 4008190087036 | K.20 |
|                        |            |               |      | DEK 5 GW +             | 0576261198 | 4008190429072 | K.20 | DEK 5 GW 188 | 0522660188 | 4008190146559 | K.20 |
|                        |            |               |      | DEK 5 GW -             | 0576261199 | 4008190429058 | K.20 | DEK 5 GW 189 | 0522660189 | 4008190168711 | K.20 |
|                        |            |               |      | DEK 5 GW 1             | 0522660001 | 4008190122393 | K.20 | DEK 5 GW 19  | 0522660019 | 4008190131357 | K.20 |
|                        |            |               |      | DEK 5 GW 10            | 0522660010 | 4008190162788 | K.20 | DEK 5 GW 190 | 0522660190 | 4008190182939 | K.20 |
|                        |            |               |      | DEK 5 GW 100           | 0522660100 | 4008190014124 | K.20 | DEK 5 GW 191 | 0522660191 | 4008190132910 | K.20 |
|                        |            |               |      | DEK 5 GW 101           | 0522660101 | 4008190011451 | K.20 | DEK 5 GW 192 | 0522660192 | 4008190045258 | K.20 |
|                        |            |               |      | DEK 5 GW 102           | 0522660102 | 4008190162474 | K.20 | DEK 5 GW 193 | 0522660193 | 4008190148034 | K.20 |
|                        |            |               |      | DEK 5 GW 103           | 0522660103 | 4008190123314 | K.20 | DEK 5 GW 194 | 0522660194 | 4008190177553 | K.20 |
|                        |            |               |      | DEK 5 GW 104           | 0522660104 | 4008190010973 | K.20 | DEK 5 GW 195 | 0522660195 | 4008190171650 | K.20 |
|                        |            |               |      | DEK 5 GW 105           | 0522660105 | 4008190052805 | K.20 | DEK 5 GW 196 | 0522660196 | 4008190164799 | K.20 |
|                        |            |               |      | DEK 5 GW 106           | 0522660106 | 4008190094799 | K.20 | DEK 5 GW 197 | 0522660197 | 4008190086671 | K.20 |
|                        |            |               |      | DEK 5 GW 107           | 0522660107 | 4008190063658 | K.20 | DEK 5 GW 198 | 0522660198 | 4008190161446 | K.20 |
|                        |            |               |      | DEK 5 GW 108           | 0522660108 | 4008190186661 | K.20 | DEK 5 GW 199 | 0522660199 | 4008190045500 | K.20 |
|                        |            |               |      | DEK 5 GW 109           | 0522660109 | 4008190083953 | K.20 | DEK 5 GW 2   | 0522660002 | 4008190119843 | K.20 |
|                        |            |               |      | DEK 5 GW 11            | 0522660011 | 4008190022051 | K.20 | DEK 5 GW 20  | 0522660020 | 4008190164492 | K.20 |
|                        |            |               |      | DEK 5 GW 110           | 0522660110 | 4008190104825 | K.20 | DEK 5 GW 200 | 0522660200 | 4008190057329 | K.20 |
|                        |            |               |      | DEK 5 GW 111           | 0522660111 | 4008190118082 | K.20 | DEK 5 GW 21  | 0522660021 | 4008190039660 | K.20 |
|                        |            |               |      | DEK 5 GW 112           | 0522660112 | 4008190130022 | K.20 | DEK 5 GW 22  | 0522660022 | 4008190104405 | K.20 |
|                        |            |               |      | DEK 5 GW 113           | 0522660113 | 4008190070120 | K.20 | DEK 5 GW 23  | 0522660023 | 4008190097035 | K.20 |
|                        |            |               |      | DEK 5 GW 114           | 0522660114 | 4008190164263 | K.20 | DEK 5 GW 24  | 0522660024 | 4008190052478 | K.20 |
|                        |            |               |      | DEK 5 GW 115           | 0522660115 | 4008190067694 | K.20 | DEK 5 GW 25  | 0522660025 | 4008190008277 | K.20 |
|                        |            |               |      | DEK 5 GW 116           | 0522660116 | 4008190089498 | K.20 | DEK 5 GW 26  | 0522660026 | 4008190081805 | K.20 |
|                        |            |               |      | DEK 5 GW 117           | 0522660117 | 4008190074517 | K.20 | DEK 5 GW 27  | 0522660027 | 4008190119904 | K.20 |
|                        |            |               |      | DEK 5 GW 118           | 0522660118 | 4008190023423 | K.20 | DEK 5 GW 28  | 0522660028 | 4008190120719 | K.20 |
|                        |            |               |      | DEK 5 GW 119           | 0522660119 | 4008190161620 | K.20 | DEK 5 GW 29  | 0522660029 | 4008190120924 | K.20 |
|                        |            |               |      | DEK 5 GW 12            | 0522660012 | 4008190034764 | K.20 | DEK 5 GW 3   | 0522660003 | 4008190116101 | K.20 |
|                        |            |               |      | DEK 5 GW 120           | 0522660120 | 4008190122720 | K.20 | DEK 5 GW 30  | 0522660030 | 4008190094232 | K.20 |
|                        |            |               |      | DEK 5 GW 121           | 0522660121 | 4008190186135 | K.20 | DEK 5 GW 31  | 0522660031 | 4008190020347 | K.20 |
|                        |            |               |      | DEK 5 GW 122           | 0522660122 | 4008190178680 | K.20 | DEK 5 GW 32  | 0522660032 | 4008190064389 | K.20 |
|                        |            |               |      | DEK 5 GW 123           | 0522660123 | 4008190135669 | K.20 | DEK 5 GW 33  | 0522660033 | 4008190073183 | K.20 |
|                        |            |               |      | DEK 5 GW 124           | 0522660124 | 4008190054977 | K.20 | DEK 5 GW 34  | 0522660034 | 4008190044992 | K.20 |
|                        |            |               |      | DEK 5 GW 125           | 0522660125 | 4008190164140 | K.20 | DEK 5 GW 35  | 0522660035 | 400819016494  | K.20 |
|                        |            |               |      | DEK 5 GW 126           | 0522660126 | 4008190011475 | K.20 | DEK 5 GW 36  | 0522660036 | 4008190106256 | K.20 |
|                        |            |               |      | DEK 5 GW 127           | 0522660127 | 4008190012335 | K.20 | DEK 5 GW 37  | 0522660037 |               |      |



| Type                | Order No.  | EAN-No.        | Page | Type                      | Order No.  | EAN-No.       | Page | Type                    | Order No.  | EAN-No.        | Page |
|---------------------|------------|----------------|------|---------------------------|------------|---------------|------|-------------------------|------------|----------------|------|
| DEK 5 GW 48         | 0522660048 | 4008190003777  | K.20 | DEK 5 GW R                | 0522761038 | 4008190038359 | K.20 | DEK 6 FS 951-999        | 0468760951 | 4032248028030  | K.20 |
| DEK 5 GW 49         | 0522660049 | 4008190189648  | K.20 | DEK 5 GW R KLEIN          | 0522861064 | 4008190161378 | K.20 | DEK 6 FSZ 1-10          | 0133360001 | 4008190125912  | K.20 |
| DEK 5 GW 5          | 0522660005 | 4008190191287  | K.20 | DEK 5 GW RT/SW +          | 0576291737 | 4008190118228 | K.20 | DEK 6 FSZ 11-20         | 0133360011 | 4008190025557  | K.20 |
| DEK 5 GW 50         | 0522660050 | 4008190150716  | K.20 | DEK 5 GW S                | 0522761039 | 4008190031947 | K.20 | DEK 6 FSZ 21-30         | 0133360021 | 4008190078348  | K.20 |
| DEK 5 GW 51         | 0522660051 | 4008190072339  | K.20 | DEK 5 GW S KLEIN          | 0522861065 | 4008190157654 | K.20 | DEK 6 FSZ 31-40         | 0133360031 | 4008190023850  | K.20 |
| DEK 5 GW 52         | 0522660052 | 4008190149116  | K.20 | DEK 5 GW SL               | 0537261191 |               | K.20 | DEK 6 FSZ 41-50         | 0133360041 | 4008190086510  | K.20 |
| DEK 5 GW 53         | 0522660053 | 4008190033651  | K.20 | DEK 5 GW T                | 0522761040 | 4008190052140 | K.20 | DEK 6 FSZ 51-60         | 0133360051 | 4008190075774  | K.20 |
| DEK 5 GW 54         | 0522660054 | 4008190037130  | K.20 | DEK 5 GW T KLEIN          | 0522861066 | 4008190153083 | K.20 | DEK 6 FSZ 61-70         | 0133360061 | 4008190182656  | K.20 |
| DEK 5 GW 55         | 0522660055 | 4008190051229  | K.20 | DEK 5 GW U                | 0522761041 | 4008190162382 | K.20 | DEK 6 FSZ 71-80         | 0133360071 | 4008190062934  | K.20 |
| DEK 5 GW 56         | 0522660056 | 4008190161262  | K.20 | DEK 5 GW U KLEIN          | 0522861067 | 4008190075880 | K.20 | DEK 6 FSZ 81-90         | 0133360081 | 4008190025120  | K.20 |
| DEK 5 GW 57         | 0522660057 | 4008190055585  | K.20 | DEK 5 GW V                | 0522761042 | 4008190045647 | K.20 | DEK 6 FSZ 91-100        | 0133360091 | 4008190104719  | K.20 |
| DEK 5 GW 58         | 0522660058 | 4008190104351  | K.20 | DEK 5 GW V KLEIN          | 0522861068 | 4008190153687 | K.20 | DEK 6 FW 1,3,5...99     | 1358686000 | 4008190139995  | K.20 |
| DEK 5 GW 59         | 0522660059 | 4008190116538  | K.20 | DEK 5 GW W                | 0522761043 | 4008190118983 | K.20 | DEK 6 FW 1-5 (10X)      | 0688686000 | 4008190148461  | K.20 |
| DEK 5 GW 6          | 0522660006 | 4008190160890  | K.20 | DEK 5 GW W KLEIN          | 0522861069 | 4008190039417 | K.20 | DEK 6 FW 1-50           | 0468686001 | 4008190170257  | K.20 |
| DEK 5 GW 60         | 0522660060 | 4008190051129  | K.20 | DEK 5 GW W-STROM          | 0576262125 | 4008190010003 | K.20 | DEK 6 FW 101-150        | 0468686011 | 4008190095970  | K.20 |
| DEK 5 GW 61         | 0522660061 | 4008190179465  | K.20 | DEK 5 GW X                | 0522761044 | 4008190119966 | K.20 | DEK 6 FW 151-200        | 0468686015 | 4008190125677  | K.20 |
| DEK 5 GW 62         | 0522660062 | 4008190117665  | K.20 | DEK 5 GW X KLEIN          | 0522861070 | 4008190141615 | K.20 | DEK 6 FW 2,4,...100     | 1358760000 | 4008190095666  | K.20 |
| DEK 5 GW 63         | 0522660063 | 4008190172602  | K.20 | DEK 5 GW Y                | 0522761045 | 4008190083977 | K.20 | DEK 6 FW 201-250        | 0468686020 | 4008190102883  | K.20 |
| DEK 5 GW 64         | 0522660064 | 4008190001711  | K.20 | DEK 5 GW Y KLEIN          | 0522861071 | 4008190108496 | K.20 | DEK 6 FW 251-300        | 0468686025 | 4008190020767  | K.20 |
| DEK 5 GW 65         | 0522660065 | 4008190174750  | K.20 | DEK 5 GW Z                | 0522761046 | 4008190047337 | K.20 | DEK 6 FW 301-350        | 0468686030 | 4008190036331  | K.20 |
| DEK 5 GW 66         | 0522660066 | 4008190157555  | K.20 | DEK 5 GW Z KLEIN          | 0522861072 | 4008190074265 | K.20 | DEK 6 FW 351-400        | 0468686035 | 4008190033668  | K.20 |
| DEK 5 GW 67         | 0522660067 | 4008190067207  | K.20 | DEK 5 NEUTRAL             | 0473360000 | 4008190065720 | K.9  | DEK 6 FW 401-450        | 0468686040 | 4008190088965  | K.20 |
| DEK 5 GW 68         | 0522660068 | 4008190131968  | K.20 | DEK 5 NEUTRAL             | 0473360000 | 4008190065720 | K.20 | DEK 6 FW 451-500        | 0468686045 | 4008190164478  | K.20 |
| DEK 5 GW 69         | 0522660069 | 4008190004682  | K.20 | DEK 5 OR NEUTRAL          | 0473391690 | 4008190159375 | K.20 | DEK 6 FW 501-550        | 0468686050 | 4008190067700  | K.20 |
| DEK 5 GW 7          | 0522660007 | 4008190011949  | K.20 | DEK 5 RT NEUTRAL          | 0473391686 | 4008190014025 | K.20 | DEK 6 FW 51-100         | 0468686055 | 4008190121540  | K.20 |
| DEK 5 GW 70         | 0522660070 | 4008190070199  | K.20 | DEK 5 SONDERDRUCK         | 0490760000 | 4008190450250 | K.9  | DEK 6 FW 551-600        | 0468686060 | 4008190068103  | K.20 |
| DEK 5 GW 71         | 0522660071 | 4008190024284  | K.20 | DEK 5 SW NEUTRAL          | 0473391694 | 4008190085407 | K.20 | DEK 6 FW 601-650        | 0468686065 | 4008190009830  | K.20 |
| DEK 5 GW 72         | 0522660072 | 4008190167028  | K.20 | DEK 5 VI NEUTRAL          | 0473391689 | 4008190102494 | K.20 | DEK 6 FW 651-700        | 0468686070 | 4008190053338  | K.20 |
| DEK 5 GW 73         | 0522660073 | 4008190048426  | K.20 | DEK 5/3,5 MC bedruckt     | 1767730000 | 4032248102532 | K.9  | DEK 6 FW 701-750        | 0468686075 | 4008190033330  | K.20 |
| DEK 5 GW 74         | 0522660074 | 4008190083948  | K.20 | DEK 5/3,5 MC bedruckt     | 1767730000 | 4032248102532 | K.20 | DEK 6 FW 751-800        | 0468686080 | 4008190174767  | K.20 |
| DEK 5 GW 75         | 0522660075 | 4008190118600  | K.20 | DEK 5/3,5 MC FSZ 1-10     | 1762320001 | 4032248043552 | K.20 | DEK 6 FW 801-850        | 0468686085 | 4008190185985  | K.20 |
| DEK 5 GW 76         | 0522660076 | 4008190008064  | K.20 | DEK 5/3,5 MC FSZ 101-110  | 1762320101 | 4032248043651 | K.20 | DEK 6 FW 851-900        | 0468686090 | 4008190053505  | K.20 |
| DEK 5 GW 77         | 0522660077 | 4008190006993  | K.20 | DEK 5/3,5 MC FSZ 11-20    | 1762320111 | 4032248043569 | K.20 | DEK 6 FW 901-950        | 0468686095 | 4008190179069  | K.20 |
| DEK 5 GW 78         | 0522660078 | 4008190122607  | K.20 | DEK 5/3,5 MC FSZ 111-120  | 1762320111 | 4032248043668 | K.20 | DEK 6 FW 951-999        | 0632560000 | 4008190006844  | K.20 |
| DEK 5 GW 79         | 0522660079 | 4008190165345  | K.20 | DEK 5/3,5 MC FSZ 121-130  | 1762320121 | 4032248043675 | K.20 | DEK 6 FW L,N,PE         | 0518960001 | 4008190014261  | K.20 |
| DEK 5 GW 8          | 0522660008 | 4008190171513  | K.20 | DEK 5/3,5 MC FSZ 131-140  | 1762320131 | 4032248043682 | K.20 | DEK 6 FWZ 1-10          | 0518960101 | 4008190013353  | K.20 |
| DEK 5 GW 80         | 0522660080 | 4008190016500  | K.20 | DEK 5/3,5 MC FSZ 141-150  | 1762320141 | 4032248043699 | K.20 | DEK 6 FWZ 101-110       | 0518960111 | 4008190104948  | K.20 |
| DEK 5 GW 81         | 0522660081 | 4008190021658  | K.20 | DEK 5/3,5 MC FSZ 21-30    | 1762320201 | 4032248043676 | K.20 | DEK 6 FWZ 11-20         | 0518960111 | 4008190084912  | K.20 |
| DEK 5 GW 82         | 0522660082 | 4008190145743  | K.20 | DEK 5/3,5 MC FSZ 31-40    | 1762320301 | 4032248043583 | K.20 | DEK 6 FWZ 111-120       | 0518960121 | 4008190081423  | K.20 |
| DEK 5 GW 83         | 0522660083 | 4008190042028  | K.20 | DEK 5/3,5 MC FSZ 41-50    | 1762320401 | 4032248043590 | K.20 | DEK 6 FWZ 121-130       | 0518960131 | 4008190078621  | K.20 |
| DEK 5 GW 84         | 0522660084 | 4008190128968  | K.20 | DEK 5/3,5 MC FSZ 51-60    | 1762320501 | 4032248043606 | K.20 | DEK 6 FWZ 131-140       | 0518960141 | 4008190187511  | K.20 |
| DEK 5 GW 85         | 0522660085 | 4008190143718  | K.20 | DEK 5/3,5 MC FSZ 61-70    | 1762320601 | 4032248043613 | K.20 | DEK 6 FWZ 141-150       | 0518960151 | 4008190162672  | K.20 |
| DEK 5 GW 86         | 0522660086 | 4008190121822  | K.20 | DEK 5/3,5 MC FSZ 71-80    | 1762320701 | 4032248043620 | K.20 | DEK 6 FWZ 151-160       | 0518960161 | 4008190131423  | K.20 |
| DEK 5 GW 87         | 0522660087 | 4008190098957  | K.20 | DEK 5/3,5 MC FSZ 81-90    | 1762320801 | 4032248043637 | K.20 | DEK 6 FWZ 161-170       | 0518960171 | 4008190181132  | K.20 |
| DEK 5 GW 88         | 0522660088 | 4008190004187  | K.20 | DEK 5/3,5 MC FSZ 91-100   | 1762320901 | 4032248043644 | K.20 | DEK 6 FWZ 171-180       | 0518960181 | 4008190159467  | K.20 |
| DEK 5 GW 89         | 0522660089 | 4008190063436  | K.20 | DEK 5/3,5 MC GW 0         | 1755280001 | 4032248017454 | K.20 | DEK 6 FWZ 181-190       | 0518960191 | 4008190064105  | K.20 |
| DEK 5 GW 9          | 0522660009 | 4008190105129  | K.20 | DEK 5/3,5 MC GW 1         | 1755280001 | 4032248017362 | K.20 | DEK 6 FWZ 191-200       | 0518960201 | 4008190024994  | K.20 |
| DEK 5 GW 90         | 0522660090 | 4008190079862  | K.20 | DEK 5/3,5 MC GW 2         | 1755280002 | 4032248017379 | K.20 | DEK 6 FWZ 201-210       | 0518960021 | 4008190158132  | K.20 |
| DEK 5 GW 91         | 0522660091 | 4008190101460  | K.20 | DEK 5/3,5 MC GW 3         | 1755280003 | 4032248017386 | K.20 | DEK 6 FWZ 21-30         | 0518960031 | 4008190103156  | K.20 |
| DEK 5 GW 92         | 0522660092 | 4008190049973  | K.20 | DEK 5/3,5 MC GW 4         | 1755280004 | 4032248017393 | K.20 | DEK 6 FWZ 31-40         | 0518960041 | 4008190165000  | K.20 |
| DEK 5 GW 93         | 0522660093 | 4008190153533  | K.20 | DEK 5/3,5 MC GW 5         | 1755280005 | 4032248017409 | K.20 | DEK 6 FWZ 41-50         | 0518960051 | 4008190155476  | K.20 |
| DEK 5 GW 94         | 0522660094 | 4008190065126  | K.20 | DEK 5/3,5 MC GW 6         | 1755280006 | 4032248017416 | K.20 | DEK 6 FWZ 51-60         | 0518960061 | 4008190071493  | K.20 |
| DEK 5 GW 95         | 0522660095 | 4008190095925  | K.20 | DEK 5/3,5 MC GW 7         | 1755280007 | 4032248017423 | K.20 | DEK 6 FWZ 61-70         | 0518960071 | 4008190142919  | K.20 |
| DEK 5 GW 96         | 0522660096 | 4008190089696  | K.20 | DEK 5/3,5 MC GW 8         | 1755280008 | 4032248017430 | K.20 | DEK 6 FWZ 71-80         | 0518960081 | 4008190104412  | K.20 |
| DEK 5 GW 97         | 0522660097 | 4008190082697  | K.20 | DEK 5/3,5 MC GW 9         | 1755280009 | 4032248017447 | K.20 | DEK 6 FWZ 81-90         | 0518960091 | 4008190183037  | K.20 |
| DEK 5 GW 98         | 0522660098 | 4008190003876  | K.20 | DEK 5/3,5 MC NEUTRAL      | 1755270000 | 4032248017348 | K.9  | DEK 6 FWZ 91-100        | 0631961203 | 40081900937208 | K.20 |
| DEK 5 GW 99         | 0522660099 | 4008190078713  | K.20 | DEK 5/3,5 MC NEUTRAL      | 1609810000 | 4008190456597 | K.9  | DEK 6 FWZ L1-ERDE I.KRE | 0631961187 | 4008190154561  | K.20 |
| DEK 5 GW A          | 0522761021 | 4008190037185  | K.20 | DEK 5/3,5 MC NEUTRAL      | 1609810000 | 4008190456597 | K.20 | DEK 6 FWZ L1-PE         | 0631886000 | 4008190167417  | K.20 |
| DEK 5 GW A KLEIN    | 0522861047 | 4008190017057  | K.20 | DEK 5/3,5 MC NEUTRAL      | 1609810000 | 4008190456597 | K.20 | DEK 6 FWZ R,S,T,N,ERDE  | 0468591687 | 4008190083083  | K.20 |
| DEK 5 GW B          | 0522761022 | 40081900979321 | K.20 | DEK 5/3,5 MC-10 NEUT. BL  | 1609801693 | 4008190397166 | K.20 | DEK 6 GE NEUTRAL        | 0468591688 | 4008190163709  | K.20 |
| DEK 5 GW B KLEIN    | 0522861048 | 4008190098484  | K.20 | DEK 5/3,5 MC-10 NEUT. GE  | 1609801688 | 4008190397142 | K.20 | DEK 6 GN NEUTRAL        | 1318061198 | 4008190159979  | K.20 |
| DEK 5 GW BL/SW -    | 0576291741 | 4008190081393  | K.20 | DEK 5/3,5 MC-10 NEUT. GN  | 1609801688 | 4008190397142 | K.20 | DEK 6 GR NEUTRAL        | 1318061199 | 4008190856571  | K.20 |
| DEK 5 GW C          | 0522761023 | 4008190085278  | K.20 | DEK 5/3,5 MC-10 NEUT. GR  | 1609801688 | 4008190397159 | K.20 | DEK 6 GW +              | 0526960010 | 4008190128234  | K.20 |
| DEK 5 GW C KLEIN    | 0522861049 | 4008190107895  | K.20 | DEK 5/3,5 MC-10 NEUT. RT  | 1609801691 | 4008190397128 | K.20 | DEK 6 GW 10             | 0526960011 | 4008190059394  | K.20 |
| DEK 5 GW D          | 0522761024 | 4008190090234  | K.20 | DEK 5/3,5 MC-10 NEUT. VAR | 1609800000 |               | K.20 | DEK 6 GW 100            | 0526960011 | 4008190063517  | K.20 |
| DEK 5 GW D KLEIN    | 0522861050 | 4008190103804  | K.20 | DEK 5/3,5 MC-10 NEUT. WS  | 1609801044 | 4008190397111 | K.9  | DEK 6 GW 11             | 0526960012 | 4008190076313  | K.20 |
| DEK 5 GW E          | 0522761025 | 4008190022891  | K.20 | DEK 5/3,5 MC-10 NEUT. WS  | 1609801044 | 4008190397111 | K.9  | DEK 6 GW 12             | 0526960013 | 4008190053048  | K.20 |
| DEK 5 GW E KLEIN    | 0522861051 | 4008190038863  | K.20 | DEK 5/3,5 Plus MC Neutral | 1854490000 | 4032248393596 | K.9  | DEK 6 GW 13             | 0526960014 | 4008190183448  | K.20 |
| DEK 5 GW ERDE       | 0522661202 | 4008190040352  | K.20 | DEK 5/6 MC BEDRUCKT       | 1609830000 | 4008190456603 | K.9  | DEK 6 GW 14             | 0526960015 | 4008190124144  | K.20 |
| DEK 5 GW ERDE I.KR. | 0576261203 | 4008190167097  | K.20 | DEK 5/6 MC BEDRUCKT       | 1609830000 | 4008190456603 | K.9  | DEK 6 GW 15             | 0526960016 | 4008190180171  | K.20 |
| DEK 5 GW F          |            |                |      |                           |            |               |      |                         |            |                |      |

| Type                | Order No.   | EAN-No.        | Page | Type                    | Order No.  | EAN-No.       | Page | Type                    | Order No.  | EAN-No.       | Page |
|---------------------|-------------|----------------|------|-------------------------|------------|---------------|------|-------------------------|------------|---------------|------|
| DEK 6 GW 40         | 0526960040  | 4008190181659  | K.20 | DEK 6,5 FS 801-850      | 0468260801 | 4008190143343 | K.22 | DEK 8 FW 51-100 TAMPOP. | 1653340051 | 4008190403812 | K.20 |
| DEK 6 GW 41         | 0526960041  | 4008190088897  | K.20 | DEK 6,5 FS 851-900      | 0468260851 | 4008190154585 | K.22 | DEK 8 FW 51-100 TAMPOP. | 1653340051 | 4008190403812 | K.22 |
| DEK 6 GW 42         | 0526960042  | 4008190149444  | K.20 | DEK 6,5 FS 851-900      | 0468260851 | 4008190154585 | K.20 | DEK 8 FWZ 1-10          | 1276960001 | 4008190100575 | K.22 |
| DEK 6 GW 43         | 0526960043  | 4008190018498  | K.20 | DEK 6,5 FS 901-950      | 0468260901 | 4008190159337 | K.22 | DEK 8 FWZ 1-10          | 1276960001 | 4008190100575 | K.20 |
| DEK 6 GW 44         | 0526960044  | 4008190006235  | K.20 | DEK 6,5 FS 901-950      | 0468260901 | 4008190159337 | K.20 | DEK 8 FWZ 101-110       | 1276960101 | 4032248028085 | K.22 |
| DEK 6 GW 45         | 0526960045  | 4008190148287  | K.20 | DEK 6,5 FS 951-999      | 0468260951 | 4008190095239 | K.22 | DEK 8 FWZ 101-110       | 1276960101 | 4032248028085 | K.20 |
| DEK 6 GW 46         | 0526960046  | 4008190098704  | K.20 | DEK 6,5 FS 951-999      | 0468260951 | 4008190095239 | K.20 | DEK 8 FWZ 11-20         | 1276960011 | 4008190000226 | K.22 |
| DEK 6 GW 47         | 0526960047  | 4008190166847  | K.20 | DEK 6,5 FSZ 1-10        | 0407360001 | 4008190049980 | K.20 | DEK 8 FWZ 11-20         | 1276960011 | 4008190000226 | K.20 |
| DEK 6 GW 48         | 0526960048  | 4008190009809  | K.20 | DEK 6,5 FSZ 1-10        | 0407360011 | 4008190141172 | K.20 | DEK 8 FWZ 111-120       | 1276960111 | 4008190135577 | K.20 |
| DEK 6 GW 49         | 0526960049  | 4008190005863  | K.20 | DEK 6,5 FSZ 21-30       | 0407360021 | 4008190003494 | K.20 | DEK 8 FWZ 111-120       | 1276960111 | 4008190135577 | K.22 |
| DEK 6 GW 5          | 0526960005  | 4008190125202  | K.20 | DEK 6,5 FSZ 31-40       | 0407360031 | 4008190139346 | K.20 | DEK 8 FWZ 121-130       | 1276960121 | 4008190168339 | K.20 |
| DEK 6 GW 50         | 0526960050  | 4008190156367  | K.20 | DEK 6,5 FSZ 41-50       | 0407360041 | 4008190011055 | K.20 | DEK 8 FWZ 121-130       | 1276960121 | 4008190168339 | K.22 |
| DEK 6 GW 51         | 0526960051  | 4008190078027  | K.20 | DEK 6,5 FSZ 51-60       | 0407360051 | 4008190006639 | K.20 | DEK 8 FWZ 131-140       | 1276960131 | 4008190164713 | K.22 |
| DEK 6 GW 52         | 0526960052  | 4008190189525  | K.20 | DEK 6,5 FSZ 61-70       | 0407360061 | 4008190108571 | K.20 | DEK 8 FWZ 131-140       | 1276960131 | 4008190164713 | K.20 |
| DEK 6 GW 53         | 0526960053  | 4008190033979  | K.20 | DEK 6,5 FSZ 71-80       | 0407360071 | 4008190177829 | K.20 | DEK 8 FWZ 141-150       | 1276960141 | 4032248028092 | K.20 |
| DEK 6 GW 54         | 0526960054  | 4008190043193  | K.20 | DEK 6,5 FSZ 81-90       | 0407360081 | 4008190140694 | K.20 | DEK 8 FWZ 141-150       | 1276960141 | 4032248028092 | K.22 |
| DEK 6 GW 55         | 0526960055  | 4008190045920  | K.20 | DEK 6,5 FSZ 91-100      | 0407360091 | 4008190029258 | K.20 | DEK 8 FWZ 21-30         | 1276960021 | 4008190018139 | K.22 |
| DEK 6 GW 56         | 0526960056  | 4008190166601  | K.20 | DEK 6,5 FW 1-50         | 0468160001 | 4008190070816 | K.20 | DEK 8 FWZ 21-30         | 1276960021 | 4008190018139 | K.20 |
| DEK 6 GW 57         | 0526960057  | 4008190061593  | K.20 | DEK 6,5 FW 101-150      | 0468160101 | 4008190085346 | K.20 | DEK 8 FWZ 31-40         | 1276960031 | 4008190153625 | K.20 |
| DEK 6 GW 58         | 0526960058  | 4008190110420  | K.20 | DEK 6,5 FW 151-200      | 0468160151 | 4008190115029 | K.20 | DEK 8 FWZ 31-40         | 1276960031 | 4008190153625 | K.22 |
| DEK 6 GW 59         | 0526960059  | 4008190157760  | K.20 | DEK 6,5 FW 201-250      | 0468160201 | 4008190026752 | K.20 | DEK 8 FWZ 41-50         | 1276960041 | 4008190061067 | K.22 |
| DEK 6 GW 6          | 0526960006  | 4008190012069  | K.20 | DEK 6,5 FW 251-300      | 0468160251 | 4008190170493 | K.20 | DEK 8 FWZ 41-50         | 1276960041 | 4008190061067 | K.20 |
| DEK 6 GW 60         | 0526960060  | 40081900057145 | K.20 | DEK 6,5 FW 301-350      | 0468160301 | 4008190121761 | K.20 | DEK 8 FWZ 51-60         | 1276960051 | 4008190050535 | K.20 |
| DEK 6 GW 61         | 0526960061  | 4008190030926  | K.20 | DEK 6,5 FW 351-400      | 0468160351 | 4008190118921 | K.20 | DEK 8 FWZ 51-60         | 1276960051 | 4008190050535 | K.22 |
| DEK 6 GW 62         | 0526960062  | 4008190123628  | K.20 | DEK 6,5 FW 401-450      | 0468160401 | 4008190108045 | K.20 | DEK 8 FWZ 61-70         | 1276960061 | 4008190158422 | K.22 |
| DEK 6 GW 63         | 0526960063  | 4008190178314  | K.20 | DEK 6,5 FW 451-500      | 0468160451 | 4008190183219 | K.20 | DEK 8 FWZ 61-70         | 1276960061 | 4008190158422 | K.20 |
| DEK 6 GW 64         | 0526960064  | 4008190007812  | K.20 | DEK 6,5 FW 501-550      | 0468160501 | 4008190021269 | K.20 | DEK 8 FWZ 71-80         | 1276960071 | 4008190002343 | K.20 |
| DEK 6 GW 65         | 0526960065  | 4008190026363  | K.20 | DEK 6,5 FW 51-100       | 0468160551 | 400819021542  | K.20 | DEK 8 FWZ 71-80         | 1276960071 | 4008190002343 | K.22 |
| DEK 6 GW 66         | 0526960066  | 4008190163006  | K.20 | DEK 6,5 FW 551-600      | 0468160551 | 4008190175849 | K.20 | DEK 8 FWZ 81-90         | 1276960081 | 4008190155001 | K.20 |
| DEK 6 GW 67         | 0526960067  | 4008190073411  | K.20 | DEK 6,5 FW 601-650      | 0468160601 | 4008190051938 | K.20 | DEK 8 FWZ 81-90         | 1276960081 | 4008190155001 | K.22 |
| DEK 6 GW 68         | 0526960068  | 4008190172794  | K.20 | DEK 6,5 FW 651-700      | 0468160651 | 4008190096526 | K.20 | DEK 8 FWZ 91-100        | 1276960091 | 4008190079062 | K.20 |
| DEK 6 GW 69         | 0526960069  | 4008190010669  | K.20 | DEK 6,5 FW 701-750      | 0468160701 | 4008190010775 | K.20 | DEK 8 FWZ 91-100        | 1276960091 | 4008190079062 | K.22 |
| DEK 6 GW 7          | 0526960007  | 4008190017191  | K.20 | DEK 6,5 FW 751-800      | 0468160751 | 4008190168766 | K.20 | DEK 8 GE NEUTRAL        | 1277091687 | 4008190944537 | K.22 |
| DEK 6 GW 70         | 0526960070  | 4008190075958  | K.20 | DEK 6,5 FW 801-850      | 0468160801 | 4008190087128 | K.20 | DEK 8 GE NEUTRAL        | 1277091687 | 4008190944537 | K.20 |
| DEK 6 GW 71         | 0526960071  | 40081900065621 | K.20 | DEK 6,5 FW 851-900      | 0468160851 | 4008190134044 | K.20 | DEK 8 GN NEUTRAL        | 1277091688 | 4008190944544 | K.20 |
| DEK 6 GW 72         | 0526960072  | 4008190173098  | K.20 | DEK 6,5 FW 901-950      | 0468160901 | 4008190126148 | K.20 | DEK 8 GN NEUTRAL        | 1277091688 | 4008190944544 | K.22 |
| DEK 6 GW 73         | 0526960073  | 4008190054373  | K.20 | DEK 6,5 FW 951-999      | 0468160951 | 4008190025649 | K.20 | DEK 8 NEUTRAL           | 1277060000 | 4008190088705 | K.22 |
| DEK 6 GW 74         | 0526960074  | 4008190125882  | K.20 | DEK 6,5 FW L1-ERDE I.KR | 0632161203 | 4008190087227 | K.22 | DEK 8 NEUTRAL           | 1277060000 | 4008190088705 | K.20 |
| DEK 6 GW 75         | 0526960075  | 4008190124571  | K.20 | DEK 6,5 FW L1-ERDE I.KR | 0632161203 | 4008190087227 | K.20 | DEK 8 OR NEUTRAL        | 1277091690 | 4008190944568 | K.22 |
| DEK 6 GW 76         | 0526960076  | 4008190006817  | K.20 | DEK 6,5 FW L1-PE        | 0632161187 | 4008190118365 | K.22 | DEK 8 OR NEUTRAL        | 1277091690 | 4008190944568 | K.20 |
| DEK 6 GW 77         | 0526960077  | 4008190047719  | K.20 | DEK 6,5 FW L1-PE        | 0632161187 | 4008190118365 | K.20 | DEK 8 RT NEUTRAL        | 1277091686 | 4032248048045 | K.20 |
| DEK 6 GW 78         | 0526960078  | 4008190128388  | K.20 | DEK 6,5 FWZ 1-10        | 0519060001 | 4008190152550 | K.22 | DEK 8 RT NEUTRAL        | 1277091686 | 4032248048045 | K.22 |
| DEK 6 GW 79         | 0526960079  | 4008190171391  | K.20 | DEK 6,5 FWZ 1-10        | 0519060001 | 4008190152550 | K.20 | DEK 8 SONDERDR.FARBIG   | 1326690000 | 4008190004217 | K.20 |
| DEK 6 GW 8          | 0526960008  | 4008190177096  | K.20 | DEK 6,5 FWZ 11-20       | 0519060011 | 4008190051747 | K.22 | DEK 8 SONDERDR.FARBIG   | 1326690000 | 4008190004217 | K.22 |
| DEK 6 GW 80         | 0526960080  | 4008190057671  | K.20 | DEK 6,5 FWZ 11-20       | 0519060011 | 4008190051747 | K.20 | DEK 8 SONDERDR.WEIB     | 1326660000 | 4008190085773 | K.20 |
| DEK 6 GW 81         | 0526960081  | 4008190027544  | K.20 | DEK 6,5 FWZ 21-30       | 0519060021 | 4008190069797 | K.22 | DEK 8 SONDERDR.WEIB     | 1326660000 | 4008190085773 | K.22 |
| DEK 6 GW 82         | 0526960082  | 4008190151584  | K.20 | DEK 6,5 FWZ 21-30       | 0519060021 | 4008190069797 | K.20 | DEK 8 SONDERDR.WEIB     | 1326660000 | 4008190085773 | K.9  |
| DEK 6 GW 83         | 0526960083  | 4008190083670  | K.20 | DEK 6,5 FWZ 31-40       | 0519060031 | 4008190014957 | K.22 | DEK 8 VI NEUTRAL        | 1277091689 | 4008190944551 | K.22 |
| DEK 6 GW 84         | 0526960084  | 4008190134877  | K.20 | DEK 6,5 FWZ 31-40       | 0519060031 | 4008190014957 | K.20 | DEK 8 VI NEUTRAL        | 1277091689 | 4008190944551 | K.20 |
| DEK 6 GW 85         | 0526960085  | 4008190149437  | K.20 | DEK 6,5 FWZ 41-50       | 0519060041 | 4008190113278 | K.20 | DK 4                    | 0355460000 | 4008190094560 | B.10 |
| DEK 6 GW 86         | 0526960086  | 4008190162689  | K.20 | DEK 6,5 FWZ 41-50       | 0519060041 | 4008190113278 | K.20 | DK 4 BL                 | 0355460000 | 4008190094560 | B.10 |
| DEK 6 GW 87         | 0526960087  | 4008190104955  | K.20 | DEK 6,5 FWZ 51-60       | 0519060051 | 4008190103026 | K.22 | DK 4 ST SE 1,6          | 0370360000 | 4008190114879 | B.40 |
| DEK 6 GW 88         | 0526960088  | 4008190010195  | K.20 | DEK 6,5 FWZ 51-60       | 0519060051 | 4008190103026 | K.22 | DK 4 ST SE 2,4          | 0527760000 | 4008190157777 | B.40 |
| DEK 6 GW 89         | 0526960089  | 4008190105501  | K.20 | DEK 6,5 FWZ 61-70       | 0519060061 | 4008190019730 | K.20 | DK 4 ST WA 1,6          | 0370460000 | 4008190125707 | B.40 |
| DEK 6 GW 9          | 0526960009  | 4008190110833  | K.20 | DEK 6,5 FWZ 61-70       | 0519060061 | 4008190019730 | K.20 | DK 4 SW 1X1             | 0536560000 | 4008190111069 | B.39 |
| DEK 6 GW 90         | 0526960090  | 4008190121884  | K.20 | DEK 6,5 FWZ 71-80       | 0519060071 | 4008190054236 | K.22 | DK 4/32 1D 1K5          | 0685260000 | 4008190175986 | B.67 |
| DEK 6 GW 91         | 0526960091  | 4008190107277  | K.20 | DEK 6,5 FWZ 71-80       | 0519060071 | 4008190054236 | K.20 | DK 4/32 1D CSA A1       | 0484060000 | 4008190068991 | B.65 |
| DEK 6 GW 92         | 0526960092  | 4008190055950  | K.20 | DEK 6,5 FWZ 81-90       | 0519060081 | 4008190016371 | K.22 | DK 4/32 1D CSA A1       | 0484060000 | 4008190058975 | B.65 |
| DEK 6 GW 93         | 0526960093  | 4008190004262  | K.20 | DEK 6,5 FWZ 81-90       | 0519060081 | 4008190016371 | K.20 | DK 4/32 1D CSA A2       | 0467960000 | 4008190110321 | B.66 |
| DEK 6 GW 94         | 0526960094  | 4008190007953  | K.20 | DEK 6,5 FWZ 91-100      | 0519060091 | 4008190131425 | K.22 | DK 4/32 1D CSA A2       | 0467960000 | 4008190110321 | B.66 |
| DEK 6 GW 95         | 0526960095  | 4008190107332  | K.20 | DEK 6,5 FWZ 91-100      | 0519060091 | 4008190131425 | K.20 | DK 4/32 1D CSA GET.SCH. | 0544660000 | 4008190182724 | B.65 |
| DEK 6 GW 96         | 0526960096  | 4008190131081  | K.20 | DEK 6,5 FWZ R,S,T,N,ERD | 0632060000 | 4008190060329 | K.22 | DK 4/32 2D 1K5          | 0159160000 | 4008190146405 | B.68 |
| DEK 6 GW 97         | 0526960097  | 4008190088781  | K.20 | DEK 6,5 FWZ R,S,T,N,ERD | 0632060000 | 4008190060329 | K.22 | DK 4/32 2D A1           | 0663960000 | 4008190147853 | B.67 |
| DEK 6 GW 98         | 0526960098  | 4008190009847  | K.20 | DEK 6,5 GE NEUTRAL      | 0468091687 | 4008190087890 | K.20 | DK 4/32 2D CSA A2       | 0523760000 | 4008190030551 | B.67 |
| DEK 6 GW 99         | 0526960099  | 4008190120900  | K.20 | DEK 6,5 GN NEUTRAL      | 0468091688 | 4008190168148 | K.9  | DK 4/32 2D CSA GET.SCH. | 0642760000 | 4008190043209 | B.66 |
| DEK 6 GW BL/SW -    | 13180611202 | 4008190127749  | K.20 | DEK 6,5 NEUTRAL         | 0468060000 | 4008190013158 | K.20 | DK 4/32 2LD I20MA       | 1164760000 | 4008190161934 | B.64 |
| DEK 6 GW ERDE       | 1318061203  | 4008190028572  | K.20 | DEK 6,5 OR NEUTRAL      | 0468091690 | 4008190115708 | K.20 | DK 4/32 GL 100K 115VAC  | 0569560000 | 4008190164034 | B.64 |
| DEK 6 GW ERDE I.KR. | 1318061187  | 4008190200411  | K.20 | DEK 6,5 RT NEUTRAL      | 0468091686 | 4008190160579 | K.20 | DK 4/32 GL 330K 230VAC  | 0509560000 | 4008190120580 | B.64 |
| DEK 6 GW RT/SW +    | 1318091737  | 4008190096069  | K.20 | DEK 6,5 SONDERDRUCK     | 0490560000 | 4008190450267 | K.9  | DK 4/32 LD 1D 230VAC    | 1111460000 | 4008190036942 | B.63 |
| DEK 6 GW W-STROM    | 1318061215  | 4008190006069  | K.20 | DEK 6,5 SW NEUTRAL      | 0468091694 |               |      |                         |            |               |      |



| Type                    | Order No.   | EAN-No.       | Page | Type                     | Order No.  | EAN-No.       | Page | Type                     | Order No.       | EAN-No.       | Page          |     |
|-------------------------|-------------|---------------|------|--------------------------|------------|---------------|------|--------------------------|-----------------|---------------|---------------|-----|
| DK 4/35 LD GR 24VDC     | 0395760000  | 4008190029470 | A.50 | EP 1/BW SAKG28/32 HP/DB  | 0271800000 | 4008190046934 | I.5  | H                        | 0,75/14 WEIB BD | 9004290000    | 4008190006778 | J.9 |
| DK 4/35 LD ROT 24VDC    | 0209860000  | 4008190122249 | A.51 | EP 1/BW SAKG32/35 HP/DB  | 1381600000 | 4008190121464 | I.5  | H 0,75/14 WEIB BD        | 9018690000      | 4032248017720 | J.11          |     |
| DK 4/35 LD ROT 24VDC    | 0210260000  | 4008190156312 | A.51 | EP 2 SAKG46/32 HP/DBR    | 0205300000 | 4008190171360 | I.4  | H 1/15 S ZH GRAU SV      | 9028250000      | 4008190902018 | J.10          |     |
| DK 4/35 LD ROT 60VDC    | 0395560000  | 4008190168872 | A.50 | EP 2 SAKG46/35 HP/TF/GE  | 0205400000 | 4008190027223 | I.4  | H0,14/12 GRAU SV         | 9028240000      | 4008190902001 | J.9           |     |
| DK 4/35 LD ROT 60VDC    | 0395860000  | 4008190100636 | A.50 | EP 2 SAKG46/35 HP/DBR    | 0180700000 | 4008190099671 | I.4  | H0,25/10 HELLBLAU        | 9025740000      | 4008190092054 | J.9           |     |
| DK 4/35 RC 220R/220N    | 0053160000  | 4008190860943 | A.57 | EP 2 SAKG46/35 HP/TF/GE  | 0180800000 | 4008190006938 | I.4  | H0,25/10 HELLBLAU SV     | 9026050000      | 4008190138288 | J.9           |     |
| DK 4Q ST WA 2.4         | 1398760000  | 4008190059576 | B.40 | EP 2/BW SAKG46/32 HP/DB  | 0271900000 | 4008190172497 | I.5  | H0,25/10T GELB           | 9021010000      | 4008190109103 | J.10          |     |
| DK 4Q/32                | 0590060000  | 4008190147228 | B.10 | EP 2/BW SAKG46/35 HP/DBR | 0182000000 | 4008190100957 | I.5  | H0,25/10T GELB SV        | 9025760000      | 4008190010027 | J.9           |     |
| DK 4Q/32 BL             | 0590080000  | 4008190100407 | B.10 | ESCH 1 M                 | 0280300000 | 4008190143053 | H.2  | H0,25/12 HELLBLAU SV     | 9025780000      | 4008190053239 | J.9           |     |
| DK 4Q/35                | 0590160000  | 4008190103521 | A.12 | EW 15                    | 0382860000 | 4008190187804 | H.10 | H0,25/12T GELB           | 9021020000      | 4008190184230 | J.10          |     |
| DK 4Q/35 BL             | 0590180000  | 4008190088361 | A.12 | EW 15                    | 0382860000 | 4008190187804 | E.3  | H0,25/12T GELB SV        | 9025750000      | 4008190153786 | J.10          |     |
| DK 4Q/35/TC TYP J       | 1284060000  | 4008190017347 | A.34 | EW 15                    | 0382860000 | 4008190187804 | E.2  | H0,34/10 TÜRKIS SV       | 9025750000      | 4008190105365 | J.9           |     |
| DK 4Q/35/TC TYP K       | 1284160000  | 4008190033569 | A.34 | EW 15/2                  | 1071900000 | 4008190462949 | H.10 | H0,34/10 TÜRKIS SV       | 9026030000      | 4008190177171 | J.9           |     |
| DK 4Q/35/TC TYP T       | 1285660000  | 4008190086060 | A.34 | EW 35                    | 0383560000 | 4008190181314 | H.10 | H0,34/12 TÜRKIS SV       | 9025770000      | 4008190067960 | J.9           |     |
| DK 4Q/TC TYP J          | 1338060000  | 4008190167141 | B.34 | EW 35                    | 0383560000 | 4008190181314 | B.27 | H0,34/12 TÜRKIS SV       | 9004390000      | 4008190881016 | J.9           |     |
| DK 4Q/TC TYP K          | 1338260000  | 4008190109561 | B.34 | EW 35 GR 7032            | 0383530000 | 4008190027322 | H.10 | H0,5/10 ORANGE SV        | 9025790000      | 4008190121174 | J.9           |     |
| DK 4Q/TC TYP T          | 1338160000  | 4008190097769 | B.34 | EW 35/SCHA/M3            | 0258660000 | 4008190033477 | I.12 | H0,5/12 ORANGE           | 9028260000      | 4008190902025 | J.9           |     |
| DK 4QV/32               | 02091260000 | 4008190022419 | B.11 | EWK 1                    | 0206160000 | 4008190080020 | B.27 | H0,5/12 ORANGE           | 9049500000      | 4008190090456 | J.9           |     |
| DK 4QV/32 BL            | 0590280000  | 4008190038762 | B.11 | EWK 1                    | 0206160000 | 4008190080020 | H.10 | H0,5/12D WEISS           | 9019000000      | 4008190085728 | J.10          |     |
| DK 4QV/35               | 0363660000  | 4008190165192 | A.13 | EWK 1 ALT                | 0495160000 | 4008190160777 | H.10 | H0,5/14 ORANGE           | 9019000000      | 4008190085728 | J.10          |     |
| DK 4QV/35 BL            | 0363680000  | 4008190011567 | A.13 | EWK 2                    | 0199360000 | 4008190023546 | H.10 | H0,5/14 ORANGE BD        | 0690700000      | 4008190015770 | J.9           |     |
| DK 4S SF 4X2.8          | 0631160000  | 4008190066840 | B.38 | EWK 2/SCHA/M3/L          | 0258760000 | 4008190012182 | I.12 | H0,5/14 ORANGE BD GSP    | 9004270000      | 4008190091777 | J.9           |     |
| DK 4S SF 6.3/2.8        | 0631260000  | 4008190007355 | B.38 | EWK AKA 2.5              | 0348660000 | 4008190134419 | H.10 | H0,5/14 ORANGE SV        | 9005810000      | 4008190275877 | J.9           |     |
| DK 4S/35 SF 4X2.8       | 0686560000  | 4008190137458 | A.40 |                          |            |               |      | H0,5/14 ORANGE SV        | 9026060000      | 4008190122201 | J.9           |     |
| DK 4S/35 SF 6.3/2.8     | 0686660000  | 4008190100254 | A.39 |                          |            |               |      | H0,5/14D WEISS           | 9019010000      | 4008190120931 | J.10          |     |
| DK 4S/35 FF 4X6.3/2.8   | 0217160000  | 4008190158248 | A.39 |                          |            |               |      | H0,5/14D WEISS BD        | 9004280000      | 4008190162627 | J.10          |     |
| DK 4S/35 FF 8X2.8       | 0297060000  | 4008190117092 | A.39 | F                        |            |               |      | H0,5/14D WEISS BD        | 9004280000      | 4008190162627 | J.10          |     |
| DKSUE NSCH/ESCH         | 0280100000  | 4008190036348 | H.2  | FK 4                     | 1678650000 | 4008190466763 | I.14 | H0,5/14D WEISS BD GSP    | 9005860000      | 4008190259271 | J.10          |     |
| DKT 4                   | 0687360000  | 4008190059743 | B.17 | FKSC M5X8 D9/SW2.5       | 0295900000 | 4008190133337 | H.11 | H0,5/14D WEISS SV        | 9019400000      | 4008190066024 | J.10          |     |
| DKT 4/32 PT100          | 8014730000  | 4008190123338 | B.70 | FKSC M6X12 D9/SW3        | 0353500000 | 4008190139285 | H.11 | H0,5/14S TRI ORANGE      | 9004560000      | 4008190286132 | J.12          |     |
| DKT 4/35                | 0687460000  | 4008190148690 | A.19 | FKSC M6X8 D9/SW3         | 0642600000 | 4008190058258 | H.11 | H0,5/14S TRI WEIB        | 9004590000      | 4008190862060 | J.12          |     |
| DKT 4/35 PT100          | 8014720000  | 4008190131289 | A.57 | FM 4.2/TS35              | 1724580000 | 4008190377717 | H.11 | H0,5/15 ZH ORANGE        | 9037200000      | 4008190492397 | J.12          |     |
| DKT 4V 2STB             | 1304860000  | 4008190030398 | B.17 | FM 4/TSS3                | 0687900000 | 4008190086459 | G.10 | H0,5/15 ZH ORANGE        | 9037200000      | 4008190492397 | J.12          |     |
| DKT 4V/35 2STB          | 1304960000  | 4008190185503 | A.19 | FM 4/TS35                | 0687900000 | 4008190086459 | H.11 | H0,5/15 ZH ORANGE        | 9004440000      | 4008190198473 | J.11          |     |
| DMS 3                   | 9007440000  | 4008190404987 | J.13 | FM 5/TS35                | 0636800000 | 4008190152949 | H.11 | H0,5/15D ZH WEIB         | 9037380000      | 4008190492861 | J.12          |     |
| DMS 3 SET 1             | 9007470000  | 4008190299224 | J.13 | FM 6/TS35                | 0636900000 | 4008190174019 | H.11 | H0,5/15D WEIB ZH SV      | 9004780000      | 4008190188481 | J.12          |     |
| DMS 3 SET 2             | 9007480000  | 4008190405298 | J.13 | FZS 2/4 RT/80 SAKT4      | 1276300000 | 4008190026080 | I.14 | H0,5/16 ORANGE SV        | 9028270000      | 4008190902049 | J.9           |     |
| DMS manuell 0,5-1,7     | 9918370000  | 4032248388332 | J.22 |                          |            |               |      | H0,5/16 ORANGE           | 9025870000      | 4008190025045 | J.9           |     |
| DMS manuell 2,0-8,0     | 9918380000  | 4032248388349 | J.22 | G                        |            |               |      | H0,5/16,5 ZH ORANGE      | 9037210000      | 4008190492687 | J.12          |     |
| DMSI manuell 0,5-1,7    | 9918390000  | 4032248388356 | J.23 | G 20/0.10A/F             | 0430300000 | 4008190077174 | B.26 | H0,5/16,5 ZH ORANGE      | 9037210000      | 4008190492687 | J.12          |     |
| DMSI manuell 2,0-8,0    | 9918400000  | 4032248388363 | J.23 | G 20/0.10A/F             | 0430300000 | 4008190077174 | A.28 | H0,5/16,5D ZH WEIB       | 9037390000      | 4008190492788 | J.12          |     |
| DQS 2 1D PS2.3 AG       | 0471460000  | 4008190035891 | I.13 | G 20/0.20A/F             | 0430400000 | 4008190152383 | B.26 | H0,5/16D WEISS           | 9019020000      | 4008190047108 | J.10          |     |
| DQS 2 PS2.3 AG M.BRUECK | 0471560000  | 4008190002909 | I.13 | G 20/0.20A/F             | 0430400000 | 4008190152383 | A.28 | H0,5/16D WEISS           | 9019020000      | 4008190047108 | J.10          |     |
| DQS 2 PS2.3 O.BATE      | 0471660000  | 4008190051327 | I.13 | G 20/0.25A/F             | 0430500000 | 4008190153991 | B.26 | H0,5/18,4D ZH WEIB       | 9037400000      | 4008190492892 | J.12          |     |
| DS 12.5 SAK10           | 0207630000  | 4008190087401 | I.12 | G 20/0.25A/F             | 0430500000 | 4008190153991 | A.28 | H0,5/18,5 ZH ORANGE      | 9037220000      | 4008190492694 | J.12          |     |
| DS 12.5 SAK6N           | 0207730000  | 4008190148843 | I.12 | G 20/0.50A/F             | 0430600000 | 4008190046835 | B.26 | H0,5/18,5 ZH ORANGE      | 9037220000      | 4008190492694 | J.11          |     |
| DS 14 SAK4              | 0207530000  | 4008190107925 | I.12 | G 20/0.50A/F             | 0430600000 | 4008190046835 | B.26 | H0,75/12 WEISS SV        | 9028280000      | 4008190902216 | J.9           |     |
| DS 9 SAK2.5             | 0330930000  | 4008190149758 | I.12 | G 20/0.63A/F             | 0430600000 | 4008190131210 | A.28 | H0,75/12 WEISS           | 0409600000      | 4008190079826 | J.9           |     |
| DSTV VH 6.5             | 0286400000  | 4008190085339 | I.10 | G 20/0.63A/F             | 0439000000 | 4008190131210 | B.26 | H0,75/12D GRAU           | 9019030000      | 4008190127787 | J.10          |     |
|                         |             |               |      | G 20/1.00A/F             | 0430700000 | 4008190093877 | B.26 | H0,75/12T HELLBLAU       | 9021030000      | 4008190152901 | J.10          |     |
|                         |             |               |      | G 20/1.00A/F             | 0430700000 | 4008190093877 | B.26 | H0,75/14 GRAU BD GSP     | 9005870000      | 4008190275938 | J.10          |     |
|                         |             |               |      | G 20/1.60A/F             | 0430800000 | 4008190031503 | B.26 | H0,75/14 GRAU BD GSP     | 9018550000      | 4008190207991 | J.12          |     |
|                         |             |               |      | G 20/1.60A/F             | 0430800000 | 4008190031503 | B.26 | H0,75/14 HELLBLAU        | 0462900000      | 4008190033248 | J.9           |     |
|                         |             |               |      | G 20/2.00A/F             | 0430900000 | 4008190123567 | B.26 | H0,75/14 WEIB BD GSP     | 9005820000      | 4008190275884 | J.9           |     |
|                         |             |               |      | G 20/2.00A/F             | 0430900000 | 4008190123567 | B.26 | H0,75/14 WEISS SV        | 9026070000      | 4008190187163 | J.9           |     |
|                         |             |               |      | G 20/2.50A/F             | 0431000000 | 4008190085513 | B.26 | H0,75/14D GRAU           | 9019040000      | 4008190090977 | J.10          |     |
|                         |             |               |      | G 20/2.50A/F             | 0431000000 | 4008190085513 | B.26 | H0,75/14D GRAU BD        | 9004300000      | 4008190154837 | J.10          |     |
|                         |             |               |      | G 20/3.15A/F             | 0431100000 | 4008190012977 | B.26 | H0,75/14D GRAU SV        | 9019410000      | 4008190164096 | J.10          |     |
|                         |             |               |      | G 20/3.15A/F             | 0431100000 | 4008190012977 | B.26 | H0,75/15 WEISS           | 9025960000      | 4008190009878 | J.12          |     |
|                         |             |               |      | G 20/4.00A/F             | 0431200000 | 4008190022983 | A.28 | H0,75/15 WEISS SV        | 9025700000      | 4008190144104 | J.12          |     |
|                         |             |               |      | G 20/4.00A/F             | 0431200000 | 4008190022983 | A.28 | H0,75/15D GRAU BD GSP    | 9005900000      | 4008190072569 | J.10          |     |
|                         |             |               |      | G 20/5.00A/F             | 0431300000 | 4008190185381 | A.28 | H0,75/14T HELLBLAU BD    | 9004310000      | 4008190179298 | J.10          |     |
|                         |             |               |      | G 20/5.00A/F             | 0431300000 | 4008190185381 | A.28 | H0,75/14T HELLBLAU SV    | 9021230000      | 4008190153106 | J.10          |     |
|                         |             |               |      | G 20/6.30A/F             | 0431400000 | 4008190086053 | B.26 | H0,75/15 ZH WEIB         | 9037230000      | 4008190853976 | J.11          |     |
|                         |             |               |      | G 25/0.25A/M GE          | 0546900000 | 4008190097370 | B.26 | H0,75/15 ZH WEIB SV      | 9018510000      | 4008190019914 | J.11          |     |
|                         |             |               |      | G 25/0.25A/M GE          | 0546900000 | 4008190097370 | B.26 | H0,75/15D ZH GRAU        | 9037410000      | 4008190492924 | J.12          |     |
|                         |             |               |      | G 25/0.25A/M WS          | 0510300000 | 400819018368  | A.28 | H0,75/15D ZH GRAU SV     | 9018520000      | 4008190097998 | J.12          |     |
|                         |             |               |      | G 25/0.50A/M GR          | 0646400000 | 4008190060794 | A.28 | H0,75/15T ZH HELLBLAU    | 9037610000      | 4008190493233 | J.12          |     |
|                         |             |               |      | G 25/0.80A/M WS          | 0646400000 | 4008190060794 | B.26 | H0,75/15T ZH BLAU BD GSP | 9018570000      | 4008190272630 | J.12          |     |
|                         |             |               |      | G 25/1.00A/M RT          | 0265800000 | 4008190141660 | A.28 | H0,75/16 WEISS SV        | 9028290000      | 4008190902056 | J.9           |     |
|                         |             |               |      | G 25/1.00A/M RT          | 0265800000 | 4008190141660 | B.26 | H0,75/16 WEISS           | 9025860000      | 4008190141967 | J.9           |     |
|                         |             |               |      | G 25/10.0A/M RT          | 0193100000 | 4008190023799 | B.26 | H0,75/16D GRAU           | 9019050000      | 4008190033002 | J.10          |     |
|                         |             |               |      | G 25/10.0A/M RT          | 0193100000 | 4008190023799 | A.28 | H0,75/16T HELLBLAU       | 9021050000      | 4008190096175 | J.10          |     |
|                         |             |               |      | G 25/2.00A/F BL          | 0192700000 | 4008190176402 | B.26 | H0,75/17 ZH WEIB         | 9037240000      | 4008190492717 | J.11          |     |
|                         |             |               |      | G 25/2.00A/F BL          | 0192700000 | 4008190176402 | B.26 | H0,75/17 ZH WEIB SV      | 9004900000      | 4008190482671 | J.11          |     |
|                         |             |               |      | G 25/4.00A/F BR          | 0192800000 | 4008190115319 | B.26 | H0,75/17D ZH GRAU        | 9037420000      | 4008190492991 | J.12          |     |
|                         |             |               |      | G 25/4.00A/F BR          | 0192800000 | 4008190115319 | B.26 | H0,75/17D GRAU ZH SV     | 9004770000      | 4008190038816 | J.12          |     |
|                         |             |               |      | G 25/6.30A/F GN          | 0192900000 | 4008190135461 | A.28 | H0,75/17T ZH HELLBLAU    | 9037620000      | 4008190493264 | J.12          |     |
|                         |             |               |      | G 25/6.30A/F GN          | 0192900000 | 4008190135461 | A.28 | H0,75/17T ZH HELLBLAU SV | 9005140000      |               |               |     |

| Type                     | Order No.  | EAN-No.        | Page | Type                   | Order No.  | EAN-No.        | Page | Type                    | Order No.  | EAN-No.       | Page |
|--------------------------|------------|----------------|------|------------------------|------------|----------------|------|-------------------------|------------|---------------|------|
| H1,0/15D ZH ROT SV       | 9018540000 | 4008190188832  | J.12 | H2,5/14 BLAU SV        | 9026100000 | 4008190141141  | J.9  | HP 8 ADP 1              | 0258360000 | 4008190114510 | I.16 |
| H1,0/16 GELB SV          | 9028320000 | 4008190902087  | J.9  | H2,5/14 BLAU SV        | 9026100000 | 4008190141141  | J.9  | HP EK132/2 AD250        | 0634300000 | 4008190022426 | I.18 |
| H1,0/18 GELB SV          | 9028340000 | 4008190902100  | J.9  | H2,5/14D BLAU          | 9019160000 | 4008190028732  | J.9  | HTG 58                  | 9012000000 | 4008190118372 | I.14 |
| H1,0/20 ZH GELB SV       | 9004910000 | 4008190482688  | J.11 | H2,5/14D BLAU          | 9019160000 | 4008190028732  | J.9  | HTI 15                  | 9014400000 | 4008190159412 | J.8  |
| H1,0/20 ZH GELB SV       | 9037270000 | 4008190492748  | J.11 | H2,5/14D BLAU BD       | 9004360000 | 4008190083397  | J.9  |                         |            |               |      |
| H1,0/20D ZH ROT          | 9037450000 | 4008190493028  | J.12 | H2,5/14D BLAU BD       | 9004360000 | 4008190083397  | J.10 |                         |            |               |      |
| H1,0/20D ROT ZH SV       | 9004760000 | 4008190160951  | J.12 | H2,5/14D BLAU BD GSP   | 9005850000 | 4008190275914  | J.10 |                         |            |               |      |
| H1,0/25,6 ZH GELB        | 9037280000 | 4008190492755  | J.11 | H2,5/14D BLAU BD GSP   | 9005850000 | 4008190275914  | J.9  |                         |            |               |      |
| H1,0/25,6D ZH ROT        | 9037460000 | 4008190493035  | J.12 | H2,5/14S BLAU          | 1333100000 | 4008190160364  | J.12 | IK 16/6 BL ZB16/6       | 0565580000 | 4008190161774 | H.4  |
| H1,5/12S ROT             | 9025690000 | 4008190059439  | J.12 | H2,5/14T GRAU          | 9021070000 | 4008190128944  | J.10 | IK 16/6 GG ZB16         | 0565580000 | 4008190112448 | H.4  |
| H1,5/14 ROT              | 0046310000 | 40081900065089 | J.9  | H2,5/14T GRAU BD       | 9004370000 | 40081900052508 | J.10 | IK 16/6 BL BL           | 0502980000 | 4008190159696 | H.4  |
| H1,5/14 ROT BD           | 9004340000 | 4008190080723  | J.9  | H2,5/14T GRAU BD GSP   | 9005810000 | 4008190275976  | J.10 | IK 16/6 BL GG           | 0502960000 | 4008190113438 | H.4  |
| H1,5/14 ROT BD GSP       | 9005840000 | 4008190275907  | J.9  | H2,5/14T GRAU SV       | 9021240000 | 4008190115302  | J.10 | IK 35/ZB35 GG           | 0502780000 | 4008190141455 | H.4  |
| H1,5/14 ROT SV           | 9026090000 | 4008190137168  | J.9  | H2,5/14TS grau         | 9426770000 | 4032248160693  | J.12 | IK 4 BL ZB4             | 0502760000 | 4008190157678 | H.4  |
| H1,5/14D SCHWARZ         | 9019120000 | 4008190153793  | J.10 | H2,5/16 DS BLAU        | 9036220000 | 4032248068012  | J.12 | IK 4 GG ZB4             | 0475460000 | 4008190065348 | H.4  |
| H1,5/14D SCHWARZ BD      | 9004350000 | 4008190005474  | J.10 | H2,5/16 TS GRAU        | 9036220000 | 4032248068005  | J.12 | IK 4/6 BL ZB4/6         | 0565380000 | 4008190093440 | H.4  |
| H1,5/14D SCHWARZ BD      | 9004350000 | 4008190005474  | J.10 | H2,5/17,5X BLAU SV     | 9006670000 | 4008190332273  | J.11 | IK 6 BL ZBEEK           | 0526080000 | 4008190032245 | H.4  |
| H1,5/14D SCHWARZ BD GSP  | 9005890000 | 4008190275952  | J.10 | H2,5/18,5D ZH BLAU     | 9037500000 | 4008190493073  | J.11 | IK 6 GG ZBEEK           | 0526060000 | 4008190128647 | H.4  |
| H1,5/14D SCHWARZ SV      | 9019430000 | 4008190107420  | J.10 | H2,5/18,5D ZH BLAU     | 9037500000 | 4008190493073  | J.12 | IS 3 KG                 | 1806650000 | 4008190032245 | J.24 |
| H1,5/14DS schwarz SV     | 9028360000 | 4032248023219  | J.12 | H2,5/18,5D ZH BLAU SV  | 9004430000 | 4008190099367  | J.11 | IS 4 KG                 | 1806660000 | 4032248276837 | J.24 |
| H1,5/14S ROT             | 9025980000 | 4008190080730  | J.12 | H2,5/18,5D ZH BLAU SV  | 9004430000 | 4008190099367  | J.12 | IS2 KG                  | 1806630000 | 4032248276813 | J.24 |
| H1,5/14S ROT SV          | 9025720000 | 4008190072589  | J.12 | H2,5/18,5T ZH GRAU     | 9037640000 | 4008190493325  | J.12 | ISPF QB58 BL            | 0546080000 | 4008190927035 | I.13 |
| H1,5/14S SCHWARZ         | 9025240000 | 4008190085651  | J.12 | H2,5/18,5 T ZH GRAU SV | 9018580000 | 4008190272647  | J.12 | ISPF QB58 RT            | 0546040000 | 4008190497941 | I.13 |
| H1,5/16 ROT SV           | 9028350000 | 4008190902117  | J.9  | H2,5/18D BLAU          | 9019170000 | 4008190178024  | J.10 | ISPF QB58 SW            | 0546000000 | 4008190116705 | I.13 |
| H1,5/16 ROT              | 0635100000 | 4008190141745  | J.9  | H2,5/18D BLAU          | 9019170000 | 4008190178024  | J.9  | ISPF QB75 BL            | 0526780000 | 4008190093105 | I.13 |
| H1,5/16 ZH ROT           | 9037290000 | 4008190492762  | J.11 | H2,5/18T GRAU          | 9021080000 | 4008190149345  | J.10 | ISPF QB75 RT            | 0526760000 | 4008190157821 | I.13 |
| H1,5/16 ZH ROT SV        | 9004410000 | 4008190009397  | J.11 | H2,5/20,5 T ZH GRAU SV | 9005150000 | 4008190482732  | J.12 | ISPF QB75 SW            | 0526700000 | 4008190093723 | I.13 |
| H1,5/18D ZH SCHWARZ      | 9037470000 | 4008190493042  | J.12 | H2,5/20,5D ZH BLAU     | 9037510000 | 4008190493080  | J.12 |                         |            |               |      |
| H1,5/16D SCHWARZ         | 9019130000 | 4008190023331  | J.10 | H2,5/20,5D ZH BLAU     | 9037510000 | 4008190493080  | J.11 |                         |            |               |      |
| H1,5/16D SCHWARZ         | 9019130000 | 4008190023331  | J.10 | H2,5/20,5D BLAU ZH SV  | 9004740000 | 4008190031923  | J.12 |                         |            |               |      |
| H1,5/16D ZH SCHWARZ SV   | 9004420000 | 4008190167455  | J.12 | H2,5/20,5D BLAU ZH SV  | 9004740000 | 4008190031923  | J.11 |                         |            |               |      |
| H1,5/17,5X SCHWARZ SV    | 9006590000 | 4008190332259  | J.11 | H2,5/20,5T ZH GRAU     | 9037650000 | 4008190493356  | J.12 | KDKS 1/32               | 9503300000 | 4008190085688 | B.21 |
| H1,5/18D SCHWARZ         | 9019140000 | 4008190046206  | J.10 | H2,5/21,5X BLAU SV     | 9006710000 | 4008190332280  | J.10 | KDKS 1/35               | 9503310000 | 4008190182304 | A.23 |
| H1,5/18D SCHWARZ         | 9019140000 | 4008190046206  | J.10 | H2,5/24D BLAU          | 9019180000 | 4008190101145  | J.10 | KDKS1/EN LD 115VAC      | 8142840000 | 4008190047689 | C.5  |
| H1,5/19,5X SCHWARZ SV    | 9006630000 | 4008190332266  | J.11 | H2,5/24D BLAU          | 9019180000 | 4008190101145  | J.9  | KDKS1/EN LD 230VAC      | 8148910000 | 4008190096076 | C.5  |
| H1,5/20 ZH ROT SV        | 9004920000 | 4008190482695  | J.11 | H2,5/24T GRAU          | 9021090000 | 4008190060916  | J.10 | KDKS1/EN LD 24 VAC      | 8148930000 | 4008190002572 | C.5  |
| H1,5/20 ZH ROT           | 9037300000 | 4008190492779  | J.11 | H2,5/26,5D ZH BLAU     | 9037520000 | 4008190493097  | J.11 | KDKS1/EN LD 24VDC       | 8146450000 | 4008190171902 | C.5  |
| H1,5/20D ZH SCHWARZ      | 9037480000 | 4008190493059  | J.12 | H2,5/26,5D ZH BLAU     | 9037520000 | 4008190493097  | J.12 | KDKS1/EN LD 48 VAC      | 8148920000 | 4008190085803 | C.5  |
| H1,5/20D SCHWARZ ZH SV   | 9004750000 | 4008190055431  | J.12 | H2,5/26,5T ZH GRAU     | 9037660000 | 4008190493387  | J.12 | KISC M2.5X11/4.5 AKZ1.5 | 0400100000 | 4008190068196 | I.9  |
| H1,5/24 ROT              | 0565600000 | 4008190187071  | J.9  | H25/30 BRAUN           | 0317000000 | 4008190158231  | J.9  | KISC M3X15/6 SAK2.5     | 0359000000 | 4008190061548 | I.10 |
| H1,5/24D SCHWARZ         | 9019150000 | 4008190151676  | J.10 | H25/30D 16 GELB        | 9019280000 | 4008190038380  | J.10 | KISC M3X15/6 SAK2.5     | 0359000000 | 4008190061548 | I.9  |
| H1,5/24D SCHWARZ SV      | 9004140000 | 4008190144982  | J.10 | H25/30T SCHWARZ        | 9021190000 | 4008190115166  | J.10 | KISC M3X15/6 SAK2.5 CU5 | 0377200000 | 4008190006889 | I.12 |
| H1,5/24D SCHWARZ SV      | 9004140000 | 4008190144982  | J.10 | H25/36 BRAUN           | 0317100000 | 4008190049751  | J.9  | KISC M3X20 SAK10 CU5    | 0377100000 | 4008190060350 | I.21 |
| H1,5/25,6 ZH ROT         | 9037310000 | 4008190492786  | J.11 | H25/36D GELB           | 9019300000 | 4008190054984  | J.10 | KISC M3X20 SAK10 CU5    | 0377100000 | 4008190060350 | I.21 |
| H1,5/25,6D ZH SCHWARZ    | 9037490000 | 4008190493066  | J.12 | H25/36T SCHWARZ        | 9021200000 | 4008190055400  | J.10 | KISC M3X20,5/10 EK4     | 0303000000 | 4008190163686 | I.9  |
| H1/12 GELB               | 0409700000 | 4008190152222  | J.9  | H35/30 BEIGE           | 0317200000 | 4008190023904  | J.9  | KISC M3X20,5/10 EK4     | 0303000000 | 4008190163686 | I.9  |
| H1/12 ROT                | 9019070000 | 4008190029074  | J.10 | H35/30D 16 ROT         | 9019310000 | 4008190102234  | J.10 | KISC M3X6 SAKS1         | 0346200000 | 4008190175658 | B.27 |
| H1/12D ROT               | 9019070000 | 4008190029074  | J.10 | H35/30D ROT            | 9019320000 | 4008190111847  | J.10 | KISC M5X50/2P SAK9.5    | 0630200000 | 4008190024246 | I.9  |
| H1/14 GELB               | 0463000000 | 4008190024697  | J.9  | H35/39D BEIGE          | 0317300000 | 4008190151294  | J.9  | KLBU 10-20 CFF          | 1752710001 | 4032248044436 | G.11 |
| H1/14 GELB BD            | 9004320000 | 4008190167523  | J.9  | H35/39D ROT            | 9019330000 | 4008190048365  | J.10 | KLBU 10-20 SC           | 1712321001 | 4032248032341 | G.8  |
| H1/14 GELB SV            | 9026080000 | 4008190026158  | J.9  | H4,0/14 DS GRAU        | 9028520000 | 4032248049035  | J.12 | KLBU 15-32 CFF          | 1752711001 | 4032248044443 | G.11 |
| H1/14D ROT               | 9019080000 | 4008190090623  | J.10 | H4,0/15 TS ORANGE      | 9036230000 | 4032248068029  | J.12 | KLBU 3-8 CPF SS         | 1752681001 | 4032248064439 | G.11 |
| H1/14D ROT BD            | 9004330000 | 4008190047498  | J.10 | H4,0/19,5X GRAU SV     | 9006750000 | 4008190332297  | J.11 | KLBU 3-8 SC             | 1692261001 | 4032248042365 | G.8  |
| H1/14D ROT BD            | 9004330000 | 4008190047498  | J.10 | H4,0/22D ZH GRAU       | 9037530000 | 4008190493103  | J.11 | KLBU 4-13.5 CFF         | 1752691001 | 4032248044429 | G.11 |
| H1/14D ROT SV            | 9019420000 | 4008190189099  | J.10 | H4,0/22D ZH GRAU       | 9037530000 | 4008190493103  | J.12 | KLBU 4-13.5 SC          | 1712311001 | 4032248032358 | G.8  |
| H1/14S GELB              | 9025970000 | 4008190063733  | J.12 | H4,0/22T ZH ORANGE     | 9037670000 | 4008190493431  | J.12 | KLBU 10-20              | 1600490000 | 4008190151874 | G.4  |
| H1/14S ROT               | 9018560000 | 4008190207984  | J.12 | H4,0/22T ZH ORANGE SV  | 9018590000 | 4008190272654  | J.12 | KLBU 15-32              | 1716300000 | 4008190350599 | G.4  |
| H1/16 GELB               | 9025950000 | 4008190037291  | J.9  | H4,0/28D ZH GRAU       | 9037540000 | 4008190493110  | J.12 | KLBU 15-32 SC           | 1718341001 | 4032248030310 | G.8  |
| H1/16D ROT               | 9019100000 | 4008190159986  | J.10 | H4,0/28D ZH GRAU       | 9037540000 | 4008190493110  | J.11 | KLBU 2X2-6              | 1675350000 | 4008190450283 | B.8  |
| H1/16D ROT               | 9019100000 | 4008190159986  | J.10 | H4,0/28T ZH ORANGE     | 9037680000 | 4008190493479  | J.12 | KLBU 3-8                | 1600480000 | 4008190130589 | G.4  |
| H1/18 GELB               | 9025930000 | 4008190101497  | J.9  | H4/17 GRAU SV          | 9026010000 | 4008190117382  | J.9  | KLBU 4-13.5             | 1592810000 | 4008190182250 | G.4  |
| H1/18D ROT               | 9019110000 | 4008190174828  | J.10 | H4/17D GRAU SV         | 9026010000 | 4008190117382  | J.10 | KLBU CO 1               | 1753311001 | 4032248064427 | G.5  |
| H1/18D ROT               | 9006190000 | 4008190174828  | J.10 | H4/17D GRAU            | 9019190000 | 4008190141349  | J.10 | KLBU CO 2               | 1752131001 | 4032248064434 | G.5  |
| H10,0/24,5X ROT SV       | 9006630000 | 4008190332310  | J.11 | H4/17D GRAU            | 9019190000 | 4008190141349  | J.9  | KLBU CO 3               | 1749151001 | 4032248064441 | G.5  |
| H10,0/26 ZH ELFENBEIN    | 9037340000 | 4008190492918  | J.11 | H4/17T GRAU            | 9021100000 | 4008190061708  | J.10 | KLBU CO 4               | 1749161001 | 4032248064442 | G.5  |
| H10,0/26 ZH ELFENBEIN SV | 9004940000 | 4008190482718  | J.11 | H4/17T ORANGE SV       | 9021250000 | 4008190159313  | J.10 | KLBU CO 5               | 1755081001 | 4032248064457 | G.5  |
| H10,0/26D ZH ROT         | 9037570000 | 4008190493141  | J.12 | H4/20D GRAU            | 9019200000 | 4008190126575  | J.9  | KLBU SH1                | 0635960000 | 4008190007140 | H.3  |
| H10,0/26T ZH BRAUN       | 9037710000 | 4008190493516  | J.12 | H4/20D GRAU            | 9019200000 | 4008190126575  | J.10 | KMVF LI 6.3 EP/SW       | 0249100000 | 4008190085476 | D.8  |
| H10,0/26T ZH BRAUN SV    | 9005170000 | 4008190482756  | J.12 | H4/20T ORANGE          | 9021110000 | 4008190303754  | J.10 | KMVF RE 6.3 EP/SW       | 0429200000 | 4008190004019 | D.8  |
| H10,0/30 ZH ELFENBEIN    | 9037350000 | 4008190492823  | J.11 | H4/22D GRAU ZH/SV      | 9004730000 | 4008190161811  | J.12 | KMVT LI 2.4 EP/SW       | 0249300000 | 4008190004798 | D.9  |
| H10,0/30D ZH ROT         | 9037580000 | 4008190493158  | J.12 | H4/22D GRAU ZH ROT     | 9004730000 | 4008190161811  | J.11 | KMVT RE 2.4 EP/SW       | 0249400000 | 4008190159016 | D.9  |
| H10,0/30T ZH BRAUN       | 9037720000 | 4008190493530  | J.12 | H4/26D GRAU            | 9019210000 | 4008190002336  | J.10 | KS 10 O.D.10            | 0141620000 | 4008190053697 | F.4  |
| H10/22 ELFENBEIN         | 0534200000 | 4008190033460  | J.9  | H4/26D GRAU            | 9019210000 | 4008190002336  | J.9  | KS 2 O.D.2              | 0134420000 | 4008190084813 | F.4  |
| H10/22D ROT              |            |                |      |                        |            |                |      |                         |            |               |      |

| Type                    | Order No.  | EAN-No.       | Page | Type                 | Order No.  | EAN-No.       | Page | Type              | Order No.  | EAN-No.       | Page |
|-------------------------|------------|---------------|------|----------------------|------------|---------------|------|-------------------|------------|---------------|------|
| <b>M</b>                |            |               |      | <b>P</b>             |            |               |      | QB 2 WI RA6 IS    | 0482700000 | 4008190166021 | E.3  |
| Magazin PrintJet        | 1813090000 | 0032248296521 | K.19 | P 14/10 D01 RT SAKS4 | 0328700000 | 4008190010294 | B.27 | QB 2 WI RA6 IS    | 0482700000 | 4008190166021 | I.13 |
| Magazin SMark Laser     | 1782880000 | 0032248179527 | K.18 | P 14/10 D01 RT SAKS4 | 0328700000 | 4008190010294 | A.29 | QB 2 WI RA8 IS    | 0461100000 | 4008190034818 | I.13 |
| MB M3/M3 CRM            | 0503500000 | 4008190182083 | H.11 | P 14/2 D01 RS SAKS4  | 0138000000 | 4008190114664 | B.27 | QB 25/6.11.5 SAKR | 0134000000 | 4008190118945 | E.3  |
| MB M5/M3 SW             | 0553400000 | 4008190122263 | H.11 | P 14/2 D01 RS SAKS4  | 0138000000 | 4008190114664 | A.29 | QB 3 SAKT1        | 0205800000 | 4008190173364 | I.21 |
| MB M6/M4 GR             | 0334900000 | 4008190057602 | H.11 | P 14/4 D01 BR SAKS4  | 0138100000 | 4008190077365 | B.27 | QB 3 WI RA6 IS    | 0482800000 | 4008190145217 | I.13 |
| MF 10/5 MC FS 1-50      | 1681200001 | 4008190910150 | K.13 | P 14/4 D01 BR SAKS4  | 0138100000 | 4008190077365 | A.29 | QB 3 WI RA8 IS    | 0461200000 | 4008190161699 | I.13 |
| MF 10/5 MC FS 101-150   | 1681200101 | 4008190910174 | K.13 | P 14/6 D01 GN SAKS4  | 0328600000 | 4008190004248 | A.29 | QB 4 SAKT1        | 0205900000 | 4008190046200 | I.21 |
| MF 10/5 MC FS 151-200   | 1681200151 | 4008190910181 | K.13 | P 14/6 D01 GN SAKS4  | 0328600000 | 4008190004248 | B.27 | QB 4 WI RA6 IS    | 0482900000 | 4008190086169 | I.13 |
| MF 10/5 MC FS 51-100    | 1681200051 | 4008190910167 | K.13 | P 16/10 RT SAKS2     | 0208900000 | 4008190112578 | B.27 | QB 4 WI RA6 IS    | 0482900000 | 4008190086169 | E.3  |
| MF 10/5 MC FSZ 1-10     | 1681210001 | 4008190929558 | K.13 | P 16/10 RT SAKS2     | 0208900000 | 4008190112578 | A.29 | QB 4 WI RA8 IS    | 0461300000 | 4008190025373 | I.13 |
| MF 10/5 MC FSZ L1,L2,PE | 1681571187 | 4008190929794 | K.13 | P 16/16 GR SAKS2     | 0209000000 | 4008190144937 | B.27 | QB 58/8/15        | 0545400000 | 4008190028794 | I.13 |
| MF 10/5 MC FW 1-50      | 1681080001 | 4008190899141 | K.13 | P 16/16 GR SAKS2     | 0209000000 | 4008190144937 | A.29 | QB 58/8/9/WI      | 0545300000 | 4008190125080 | I.13 |
| MF 10/5 MC FW 101-150   | 1681080101 | 4008190899165 | K.13 | P 16/20 BL SAKS2     | 0209100000 | 4008190055493 | B.27 | QB 75/6.2/15      | 0535200000 | 4008190179168 | I.13 |
| MF 10/5 MC FW 151-200   | 1681080151 | 4008190899189 | K.13 | P 16/20 BL SAKS2     | 0209100000 | 4008190055493 | A.29 | QB 75/6.2/9/WI    | 0526400000 | 4008190099923 | I.13 |
| MF 10/5 MC FW 51-100    | 1681080051 | 4008190899158 | K.13 | P 18/20 D02 BL SAKS5 | 0361800000 | 4008190106249 | B.27 | QL 10 SAK10       | 0470600000 | 4008190127992 | I.9  |
| MF 10/5 MC GS PE        | 1681231187 | 4008190935375 | K.13 | P 18/20 D02 BL SAKS5 | 0361800000 | 4008190106249 | A.29 | QL 10 SAK16       | 0471000000 | 4008190150761 | I.9  |
| MF 10/5 MC GW PE        | 1681191187 | 4008190929534 | K.13 | P 18/25 D02 GE SAKS5 | 0361900000 | 4008190091101 | B.27 | QL 10 SAK2.5      | 0338100000 | 4008190189426 | I.10 |
| MF 10/5 MC NEUTRAL      | 1677160000 | 4008190475505 | K.13 | P 18/25 D02 GE SAKS5 | 0361900000 | 4008190091101 | A.29 | QL 10 SAK2.5      | 0338100000 | 4008190189426 | I.9  |
| MF 10/5 MC SONDERDRUCK  | 1677170000 | 4008190475512 | K.13 | P 18/35 D02 SW SAKS5 | 0362000000 | 4008190070175 | B.27 | QL 10 SAK3        | 0338600000 | 4008190106133 | I.9  |
| MF 10/6 MC FS 1-50      | 1681360001 | 4008190322779 | K.13 | P 18/35 D02 SW SAKS5 | 0362000000 | 4008190070175 | A.29 | QL 10 SAK3SN      | 0565200000 | 4008190174286 | I.9  |
| MF 10/6 MC FS 101-150   | 1681360101 | 4008190322793 | K.13 | P 18/50 D02 WS SAKS5 | 0362100000 | 4008190081874 | A.29 | QL 10 SAK4        | 0338200000 | 4008190107413 | I.10 |
| MF 10/6 MC FS 151-200   | 1681360151 | 4008190322809 | K.13 | P 18/50 D02 WS SAKS5 | 0362100000 | 4008190081874 | B.27 | QL 10 SAK4        | 0338200000 | 4008190107413 | I.10 |
| MF 10/6 MC FS 51-100    | 1681360051 | 4008190322786 | K.13 | PJ-Clean Unit        | 4062150000 | 0432248297078 | K.19 | QL 10 SAK6N       | 0338300000 | 4008190176679 | I.10 |
| MF 10/6 MC FSZ 1-10     | 1681370001 | 4008190943936 | K.13 | POSC M3X20 P/A/N/A   | 0451300000 | 4008190128265 | I.17 | QL 10 SAK6N       | 0338300000 | 4008190176679 | I.21 |
| MF 10/6 MC FW 1-50      | 1681240001 | 4008190944063 | K.13 | PPT/35               | 3835020000 | 4008190971885 | D.9  | QL 10 SAK6N       | 0338300000 | 4008190176679 | I.9  |
| MF 10/6 MC FW 101-150   | 1681240101 | 4008190944067 | K.13 | PrintJet II 115V     | 1858980000 | 0432248410002 | K.19 | QL 10 SAK6N       | 0338300000 | 4008190127039 | B.27 |
| MF 10/6 MC FW 151-200   | 1681240151 | 4008190944094 | K.13 | PrintJet II 230V     | 1858980000 | 0432248410011 | K.19 | QL 10 SAKS1       | 0338800000 | 4008190127039 | B.27 |
| MF 10/6 MC FW 51-100    | 1681240051 | 4008190944070 | K.13 | PS 2.0 MC            | 0310000000 | 4008190000059 | I.14 | QL 10 SAKS1       | 0338800000 | 4008190127039 | B.27 |
| MF 10/6 MC FWZ 1-10     | 1681260001 | 4008190944339 | K.13 | PS 2.0 OR            | 0293800000 | 4008190042356 | I.14 | QL 10 SAKS2       | 0338900000 | 4008190105723 | I.9  |
| MF 10/6 MC FWZ L1,L2,PE | 1681271187 | 4008190935856 | K.13 | PS 2.3 RT            | 0180400000 | 4008190060121 | I.14 | QL 10 SAKS2       | 0339000000 | 4008190105723 | I.9  |
| MF 10/6 MC GS PE        | 1681391187 | 4008190935870 | K.13 | PS 2.3 RT            | 0180400000 | 4008190060121 | E.2  | QL 10 SAKS4       | 0339000000 | 4008190025335 | I.9  |
| MF 10/6 MC GW L1        | 1681341075 | 4008190943677 | K.13 | PS 2.3 RT            | 0180400000 | 4008190060121 | E.3  | QL 15 SAK6N       | 0221200000 | 4008190042110 | I.21 |
| MF 10/6 MC GW L2        | 1681341076 | 4008190943684 | K.13 | PS 4 F.STB 4         | 0296000000 | 4008190074043 | I.14 | QL 2 DLI          | 0297200000 | 4008190057176 | I.9  |
| MF 10/6 MC GW L3        | 1681341077 | 4008190943691 | K.13 | PZ 1.5               | 9005990000 | 4008190088964 | J.8  | QL 2 SAK10        | 0470300000 | 4008190023690 | I.9  |
| MF 10/6 MC GW PE        | 1681351187 | 4008190322748 | K.13 | PZ 16                | 9012600000 | 4008190035440 | J.6  | QL 2 SAK10        | 0470300000 | 4008190023690 | I.10 |
| MF 10/6 MC NEUTRAL      | 1677220000 | 4008190475529 | K.13 | PZ 16                | 9012600000 | 4008190035440 | J.8  | QL 2 SAK16        | 0470700000 | 4008190182618 | I.9  |
| MF 10/6 MC SONDERDRUCK  | 1677230000 | 4008190475536 | K.13 | PZ 3                 | 0567300000 | 4008190052423 | J.8  | QL 2 SAK2.5       | 0155900000 | 4008190145408 | I.9  |
| MF 12/5 MC NEUTRAL      | 1677180000 | 4008190470579 | K.13 | PZ 4                 | 9012500000 | 4008190090920 | J.8  | QL 2 SAK2.5       | 0155900000 | 4008190145408 | I.10 |
| MF 12/5 MC SONDERDRUCK  | 1677190000 | 4008190470586 | K.13 | PZ 50                | 9006450000 | 4008190095796 | J.8  | QL 2 SAK35        | 0123600000 | 4008190092566 | I.9  |
| MF 5/5 MC NEUTRAL       | 1816250000 | 0032248306206 | K.13 | PZ 50                | 9006450000 | 4008190095796 | J.6  | QL 2 SAK35N       | 0564900000 | 4008190099282 | I.9  |
| MF 5/5 MC SONDERDRUCK   | 1816320000 | 0032248306602 | K.13 | PZ 6 HEX             | 9013650000 | 0432248065516 | J.8  | QL 2 SAK4         | 0130600000 | 4008190077372 | I.9  |
| MF 5/5 Mini MC NEUTRAL  | 1816240000 | 0032248306190 | K.13 | PZ 6 Roto            | 9014350000 | 4008190406615 | J.8  | QL 2 SAK4         | 0130600000 | 4008190077372 | I.10 |
| MF 5/5 Mini MC SONDRDR  | 1816310000 | 0032248306589 | K.13 | PZ 6 Roto            | 9014350000 | 4008190406615 | J.8  | QL 2 SAK6N        | 0194300000 | 4008190182854 | I.10 |
| MF 5/6 MC NEUTRAL       | 1816260000 | 0032248306183 | K.13 | PZ 6/5               | 9011460000 | 4008190165352 | J.8  | QL 2 SAK6N        | 0194300000 | 4008190182854 | I.21 |
| MF 5/6 MC SONDERDRUCK   | 1816330000 | 0032248306596 | K.13 | PZ 6/5               | 9011460000 | 4008190165352 | J.5  | QL 2 SAK6N        | 0194300000 | 4008190182854 | I.9  |
| MF 8/5 MC NEUTRAL       | 1677140000 | 4008190475482 | K.13 | PZ ZH 16             | 9013600000 | 0432248065523 | J.8  | QL 2 SAK6N-SAK35  | 0207400000 | 4008190061296 | I.10 |
| MF 8/5 MC SONDERDRUCK   | 1677150000 | 4008190475499 | K.13 | <b>Q</b>             |            |               |      | QL 2 SAK70        | 0345300000 | 400819000813  | I.9  |
| MF 9/5 MC NEUTRAL       | 1816270000 | 0032248306312 | K.13 | Q 10 AKZ1.5          | 0368500000 | 4008190159481 | E.2  | QL 2 SAKA10       | 0135500000 | 4008190099404 | I.10 |
| MF 9/5 MC SONDERDRUCK   | 1816340000 | 0032248306718 | K.13 | Q 10 AKZ2            | 0368500000 | 4008190159481 | I.11 | QL 2 SAKG28       | 0551200000 | 4008190038526 | I.9  |
| MF 9/5F MC NEUTRAL      | 1816280000 | 0032248306329 | K.13 | Q 10 AKZ4SS          | 0368600000 | 4008190056766 | E.3  | QL 2 SAKS1        | 0191400000 | 4008190123130 | B.27 |
| MF 9/5F MC SONDERDRUCK  | 1816350000 | 0032248306725 | K.13 | Q 10 AKZ4SS          | 0368600000 | 4008190056766 | E.3  | QL 2 SAKS1        | 0191400000 | 4008190123130 | I.9  |
| MF 9/6 MC NEUTRAL       | 1816290000 | 0032248306336 | K.13 | Q 10 AKZ4SS          | 0368600000 | 4008190056766 | E.3  | QL 2 SAKS2        | 0207800000 | 4008190144364 | B.27 |
| MF 9/6 MC SONDERDRUCK   | 1816360000 | 0032248306732 | K.13 | Q 10 AKZ4SS          | 0368600000 | 4008190056766 | E.3  | QL 2 SAKS2        | 0207800000 | 4008190144364 | I.9  |
| MK 10/14                | 0370160000 | 4008190101428 | F.3  | Q 10 AKZ4SS          | 0368600000 | 4008190056766 | E.3  | QL 2 SAKS4        | 0328000000 | 4008190071165 | I.9  |
| MK 2/12                 | 0241260000 | 4008190026738 | F.2  | Q 10 DLI             | 1313100000 | 4008190167622 | I.11 | QL 3 DLI          | 0297300000 | 4008190034634 | I.9  |
| MK 3/10                 | 0274620000 | 4008190117559 | F.2  | Q 10 SAK10           | 0457400000 | 4008190016166 | I.9  | QL 3 SAK10        | 0470400000 | 4008190143312 | I.9  |
| MK 3/10/E               | 7906190000 | 4008190576394 | F.6  | Q 10 SAK16           | 0457800000 | 4008190082512 | I.9  | QL 3 SAK16        | 0470800000 | 4008190011574 | I.9  |
| MK 3/11/E               | 7906200000 | 4008190576400 | F.6  | Q 10 SAK2.5          | 0368700000 | 4008190107796 | I.9  | QL 3 SAK2.5       | 0156000000 | 4008190027360 | I.9  |
| MK 3/12                 | 0243520000 | 4008190072834 | F.2  | Q 10 SAK4            | 0368800000 | 4008190049478 | I.9  | QL 3 SAK2.5       | 0156000000 | 4008190027360 | I.9  |
| MK 3/12/E               | 7906210000 | 4008190576417 | F.6  | Q 10 SAK6N           | 0457000000 | 4008190153762 | I.21 | QL 3 SAK2.5       | 0156000000 | 4008190027360 | I.10 |
| MK 3/2                  | 0273820000 | 4008190142117 | F.2  | Q 10 SAK6N           | 0457000000 | 4008190153762 | I.9  | QL 3 SAK35        | 0123700000 | 4008190182526 | I.9  |
| MK 3/2/E                | 7906110000 | 4008190576318 | F.6  | Q 2 AKZ1.5           | 0457000000 | 4008190153762 | I.9  | QL 3 SAK35N       | 0565000000 | 4008190076597 | I.9  |
| MK 3/3                  | 0273920000 | 4008190104894 | F.2  | Q 2 AKZ1.5           | 0368200000 | 4008190149987 | E.2  | QL 3 SAK4         | 0130700000 | 4008190085117 | I.9  |
| MK 3/3/E                | 7906120000 | 4008190576325 | F.6  | Q 2 AKZ4             | 0368200000 | 4008190149987 | E.2  | QL 3 SAK6N        | 0194400000 | 4008190063351 | I.9  |
| MK 3/4                  | 0274020000 | 4008190020712 | F.2  | Q 2 AKZ4             | 0336400000 | 4008190037680 | I.9  | QL 3 SAK6N        | 0194400000 | 4008190063351 | I.10 |
| MK 3/4/E                | 7906130000 | 4008190576332 | F.6  | Q 2 AKZ4             | 0336400000 | 4008190037680 | I.11 | QL 3 SAK6N        | 0194400000 | 4008190063351 | I.21 |
| MK 3/5                  | 0274120000 | 4008190010607 | F.2  | Q 2 AKZ4             | 0336400000 | 4008190       |      |                   |            |               |      |



| Type                   | Order No.  | EAN-No.       | Page | Type                | Order No.  | EAN-No.       | Page | Type                    | Order No.  | EAN-No.       | Page |
|------------------------|------------|---------------|------|---------------------|------------|---------------|------|-------------------------|------------|---------------|------|
| QVS 2 SAKT1+2          | 0307300000 | 4008190036140 | L.20 | SAK 4 SS/35 6.3/2.8 | 0630460000 | 4008190098599 | A.38 | SAKS 1/32 G20 GL 230VAC | 0306120000 | 4008190038311 | B.27 |
| QVS 2/S SAKT1+2        | 0358460000 | 4008190157937 | L.20 | SAK 4/35            | 0443660000 | 4008190019990 | A.3  | SAKS 1/32 G20 GL 230VAC | 0306120000 | 4008190038311 | B.22 |
| QVS 3 SAKT1+2          | 0329300000 | 4008190084714 | L.20 | SAK 4/35 BL         | 0443680000 | 4008190038689 | A.3  | SAKS 1/32 G20 LD 24VAC  | 1111220000 | 4008190138684 | B.22 |
| QVS 4 SAKT1+2          | 0307400000 | 4008190091941 | L.20 | SAK 4/35 KRIG       | 0443620000 | 4008190095642 | A.7  | SAKS 1/32 G20 LD 24VAC  | 1111220000 | 4008190138684 | B.27 |
| QVSK 2 SAKT1           | 1670360000 | 4008190431242 | L.20 | SAK 4/35 KRIG/BL    | 0443670000 | 4008190126186 | A.7  | SAKS 1/32 G20 LD 24VDC  | 0371420000 | 4008190074319 | B.22 |
| <b>R</b>               |            |               |      | SAK 4/EN            | 0467460000 | 4008190002749 | C.2  | SAKS 1/32 G20 LD 24VDC  | 0371420000 | 4008190074319 | B.27 |
| RSF 1 KRIG             | 0270320000 | 4008190009922 | B.28 | SAK 4/EN BL         | 0467480000 | 4008190065669 | C.2  | SAKS 1/32 G25 GL 230VAC | 0309320000 | 4008190086848 | B.27 |
| RSF 2                  | 0623320000 | 4008190524692 | B.29 | SAK 6/35            | 0380560000 | 4008190134648 | A.3  | SAKS 1/32 G25 GL 230VAC | 0309320000 | 4008190086848 | B.23 |
| RSF 3                  | 0497520000 | 4008190521462 | B.29 | SAK 6/35 BL         | 0380580000 | 4008190029050 | A.3  | SAKS 1/35 G20 GB 24VDC  | 0173220000 | 4008190073459 | B.27 |
| RSF 3 PA               | 0497560000 | 4008190158590 | B.28 | SAK 6/35 KRIG       | 0380520000 | 4008190007300 | A.8  | SAKS 1/35 G20 GL 115VAC | 8068330000 | 4008190464523 | A.24 |
| RSF 3/35               | 9501160000 | 4008190549534 | A.11 | SAK 6/35 KRIG/BL    | 0380570000 | 4008190040642 | A.8  | SAKS 1/35 G20 GL 115VAC | 8068330000 | 4008190464523 | B.27 |
| <b>S</b>               |            |               |      | SAK 6/EN            | 0212860000 | 4008190065553 | C.3  | SAKS 1/35 G20 GL 230VAC | 0199920000 | 4008190061012 | A.24 |
| SAK 10                 | 0110060000 | 4008190027056 | B.3  | SAK 6/EN BL         | 0212880000 | 4008190107147 | C.3  | SAKS 1/35 G20 GL 230VAC | 0199920000 | 4008190061012 | B.27 |
| SAK 10 BL              | 0110080000 | 4008190151799 | B.3  | SAK 6N              | 0193260000 | 4008190031893 | B.3  | SAKS 1/35 G20 LD 24VAC  | 1111320000 | 4008190175436 | A.24 |
| SAK 10 KRIG            | 0110020000 | 4008190047214 | B.7  | SAK 6N BL           | 0193280000 | 4008190020644 | B.3  | SAKS 1/35 G20 LD 24VAC  | 1111320000 | 4008190175436 | B.27 |
| SAK 10 KRIG/BL         | 0110070000 | 4008190143824 | B.7  | SAK 6N KRIG         | 0193220000 | 4008190098285 | B.7  | SAKS 1/35 G20 LD 24VDC  | 0225820000 | 4008190057626 | A.24 |
| SAK 10/35              | 0443760000 | 4008190136949 | A.3  | SAK 6N KRIG/BL      | 0193270000 | 4008190450380 | B.7  | SAKS 1/35 G20 LD 24VDC  | 0225820000 | 4008190057626 | B.27 |
| SAK 10/35 BL           | 0443780000 | 4008190152512 | A.3  | SAK 70 KRIG         | 0340820000 | 4008190080754 | B.9  | SAKS 1/35 G20 LD 48VAC  | 0214020000 | 4008190168100 | A.24 |
| SAK 10/35 KRIG         | 0443720000 | 4008190183899 | A.8  | SAK 70 KRIG/BL      | 0340870000 | 4008190053321 | B.9  | SAKS 1/35 G20 LD 48VAC  | 0214020000 | 4008190168100 | B.27 |
| SAK 10/35 KRIG/BL      | 0443770000 | 4008190103781 | A.8  | SAK 70/35           | 0139160000 | 4008190088552 | A.6  | SAKS 1/35 G25 GL 230VAC | 0198620000 | 4008190185992 | B.27 |
| SAK 10/EN              | 0337660000 | 4008190062231 | C.3  | SAK 95 KRIG         | 0550520000 | 4008190077389 | B.9  | SAKS 1/35 G25 GL 230VAC | 0198620000 | 4008190185992 | A.25 |
| SAK 10/EN BL           | 1784410000 | 032248259717  | B.3  | SAK 95/35 KRIG      | 0662220000 | 4008190140991 | A.10 | SAKS 1/35/G20           | 0501620000 | 4008190111229 | A.24 |
| SAK 16                 | 0271060000 | 4008190078324 | C.4  | SAKA 10             | 0134120000 | 4008190083380 | B.30 | SAKS 1/35/G25           | 0501520000 | 4008190047801 | A.25 |
| SAK 16 BL              | 0271080000 | 4008190097578 | B.4  | SAKB 10             | 0134920000 | 4008190143138 | B.30 | SAKS 1/G20              | 0191220000 | 4008190095860 | B.22 |
| SAK 16 KRIG            | 0271020000 | 4008190120856 | B.7  | SAK 10 2STB         | 0324120000 | 4008190049959 | B.19 | SAKS 1/G25              | 0191120000 | 4008190121129 | B.23 |
| SAK 16/35 KRIG         | 0380620000 | 4008190153861 | A.9  | SAK 10 STB/RE       | 0324020000 | 4008190055523 | B.19 | SAKS 2                  | 0206820000 | 4008190048327 | B.24 |
| SAK 16/35 PA           | 0380660000 | 4008190118204 | A.4  | SAK 10 STB/RE       | 0324020000 | 4008190055523 | B.19 | SAKS 2/35               | 1366720000 | 4008190047818 | A.26 |
| SAK 16/EN              | 0339760000 | 4008190069544 | C.3  | SAK 10 STB/RE       | 1404520000 | 4008190170400 | A.20 | SAKS 3 G/5X30 500V      | 0297520000 | 4008190128401 | B.23 |
| SAK 16/EN BL           | 1784390000 | 032248259694  | C.3  | SAK 4 KRIG          | 0340720000 | 4008190160609 | B.7  | SAKS 3 GZ/6.3X32        | 0248920000 | 4008190109738 | B.23 |
| SAK 2.5                | 0279660000 | 4008190069926 | B.2  | SAK 4/35            | 0357520000 | 4008190185077 | A.20 | SAKS 3/35 G/6.3X32      | 0328920000 | 4008190113339 | A.25 |
| SAK 2.5 BL             | 0279680000 | 4008190076474 | B.2  | SAK 4/35 BL         | 0357570000 | 4008190045913 | A.20 | SAKS 3/35 G/6.3X32      | 0667520000 | 4008190093976 | A.25 |
| SAK 2.5 KRIG           | 0279620000 | 4008190100087 | B.6  | SAKD 2.5/35         | 0288860000 | 4008190136284 | A.2  | SAKS 3/35 G/6.3X32      | 0667520000 | 4008190093976 | B.24 |
| SAK 2.5 KRIG/BL        | 0279670000 | 4008190186630 | B.6  | SAKD 2.5/35 BL      | 0288880000 | 4008190061951 | A.2  | SAKS 4 USA              | 0321320000 | 4008190005313 | B.24 |
| SAK 2.5 LL             | 0323660000 | 4008190114855 | B.41 | SAKD 2.5N           | 0215560000 | 4008190163433 | B.2  | SAKS 4 USA              | 0162220000 | 4008190016586 | B.25 |
| SAK 2.5 LL KRIG        | 0323620000 | 4008190140489 | B.50 | SAKD 2.5N BL        | 0215580000 | 4008190082086 | B.2  | SAKS 4/32 E14 GL 480VAC | 0102120000 | 4008190131326 | B.27 |
| SAK 2.5 LL KRIG/BL     | 0323670000 | 4008190093134 | B.50 | SAKE 35             | 0144400000 | 4008190122744 | B.14 | SAKS 4/32 GL 115VAC     | 0101820000 | 4008190138264 | B.27 |
| SAK 2.5 LS             | 0544160000 | 4008190160715 | B.41 | SAKE 70/32          | 0213200000 | 4008190088712 | B.15 | SAKS 4/35               | 0501820000 | 4008190090166 | A.26 |
| SAK 2.5 LS KRIG        | 0544120000 | 4008190162023 | B.49 | SAKG 28 I           | 0170020000 | 4008190152000 | B.52 | SAKS 4/35 USA           | 0178220000 | 4008190095987 | A.27 |
| SAK 2.5 SL             | 0351460000 | 4008190010461 | B.41 | SAKG 28 II          | 0170320000 | 4008190126247 | B.53 | SAKS 5 380AC            | 0359420000 | 4008190036010 | B.25 |
| SAK 2.5 SL KRIG/BL     | 0351470000 | 4008190015725 | B.49 | SAKG 28 II/GW       | 0185020000 | 4008190022822 | B.53 | SAKS 5/35               | 0502120000 | 4008190142360 | A.27 |
| SAK 2.5 ST WA 1.6/KRIG | 0485920000 | 4008190010652 | B.47 | SAKG 28 III         | 0170820000 | 4008190039356 | B.54 | SAKS 6/GZ 500AC         | 0531820000 | 4008190129808 | B.27 |
| SAK 2.5 ST WA 2.4      | 0637020000 | 4008190113544 | B.48 | SAKG 32 I           | 0286620000 | 4008190116750 | B.54 | SAKS 7/G20              | 0573120000 | 4008190071399 | B.27 |
| SAK 2.5 SW 1X1         | 0108560000 | 4008190184032 | B.39 | SAKG 32 II          | 0170420000 | 4008190011369 | B.55 | SAKS 7/G25              | 0576120000 | 400819001498  | B.27 |
| SAK 2.5 SW 1X1/KRIG    | 0108520000 | 4008190154165 | B.47 | SAKG 32 II/GW       | 0185120000 | 4008190014568 | B.55 | SAKT 1/35/DU1           | 0105820000 | 4008190044176 | A.32 |
| SAK 2.5 TS SE 1.6/KRIG | 0478820000 | 4008190126339 | B.47 | SAKG 32 III         | 0286720000 | 4008190081010 | B.55 | SAKT 1/35/LT            | 0105420000 | 4008190014056 | A.32 |
| SAK 2.5 TS SE 2.4/KRIG | 0371020000 | 4008190046361 | B.48 | SAKG 32/35 I        | 0637120000 | 4008190111496 | A.42 | SAKT 1/35/LT STB        | 0105620000 | 4008190079338 | A.32 |
| SAK 2.5 TT SE 2.4/KRIG | 0286920000 | 4008190018429 | B.48 | SAKG 32/35 II       | 0637320000 | 4008190018276 | A.43 | SAKT 1/35/QT1           | 0105720000 | 4008190116439 | A.33 |
| SAK 2.5+LS KRIG        | 0309120000 | 4008190131791 | B.49 | SAKG 32/35 II/GW    | 0637420000 | 4008190070564 | A.43 | SAKT 1/35/QT2           | 0124620000 | 4008190093855 | A.33 |
| SAK 2.5/35             | 0380460000 | 4008190042363 | A.2  | SAKG 32/35 III      | 0637220000 | 4008190083366 | A.44 | SAKT 1/DU1              | 0195620000 | 4008190100391 | B.31 |
| SAK 2.5/35 BL          | 0380480000 | 4008190131869 | A.2  | SAKG 40 I           | 0288820000 | 4008190163273 | B.56 | SAKT 1/DU2              | 0550420000 | 4008190140373 | B.31 |
| SAK 2.5/35 KRIG        | 0380420000 | 4008190014360 | A.7  | SAKG 40 II          | 0170520000 | 4008190049911 | B.57 | SAKT 1/LT               | 0269120000 | 4008190185978 | B.31 |
| SAK 2.5/35 KRIG/BL     | 0380470000 | 4008190120410 | A.7  | SAKG 40 II/GW       | 0185220000 | 4008190088408 | B.57 | SAKT 1/LT STB14/4       | 0437920000 | 4008190163549 | B.31 |
| SAK 2.5/35 LL          | 0567260000 | 4008190149161 | A.41 | SAKG 40 III         | 0286920000 | 4008190137847 | B.57 | SAKT 1/QT1              | 0269320000 | 4008190129800 | B.31 |
| SAK 2.5/35 SL          | 0495060000 | 4008190103217 | A.41 | SAKG 40/35 I        | 0637520000 | 4008190014872 | A.45 | SAKT 1/QT2              | 0494820000 | 4008190039585 | B.31 |
| SAK 2.5/EN             | 0218660000 | 4008190010171 | C.2  | SAKG 40/35 II       | 0637720000 | 4008190101367 | A.45 | SAKT 2/35/LT 4STB       | 0106020000 | 4008190182892 | A.33 |
| SAK 2.5/EN BL          | 0218680000 | 4008190158385 | C.2  | SAKG 40/35 II/GW    | 0637820000 | 4008190052409 | A.45 | SAKT 2/35/LT/STB        | 0105920000 | 4008190126162 | A.33 |
| SAK 2.5/TC AL          | 0107160000 | 4008190188726 | B.34 | SAKG 40/35 III      | 0637620000 | 4008190112189 | A.46 | SAKT 2/LT 4STB          | 0437720000 | 4008190040291 | B.32 |
| SAK 2.5/TC CH          | 0107260000 | 4008190113711 | B.34 | SAKG 46 I/AL        | 1287920000 | 4008190006372 | B.59 | SAKT 2/LT O.STB         | 0445420000 | 4008190095438 | B.32 |
| SAK 2.5/TC CO          | 0189860000 | 4008190064549 | B.34 | SAKG 46 II          | 0170620000 | 4008190170592 | B.58 | SAKT 2/LT STB           | 0330620000 | 4008190048433 | B.32 |
| SAK 2.5/TC CU          | 0189960000 | 4008190171506 | B.34 | SAKG 46 II/GW       | 0185320000 | 4008190125257 | B.58 | SAKT 4/35/LT O.STB      | 1272420000 | 4008190168483 | A.33 |
| SAK 2.5/TC FE          | 0190060000 | 4008190090678 | B.34 | SAKG 46/35 II       | 0637920000 | 4008190122645 | A.46 | SAKT 4/35/LT STB2.0     | 1272520000 | 4008190061838 | A.33 |
| SAK 35                 | 0303560000 | 4008190169053 | B.4  | SAKG 46/35 II/GW    | 0638020000 | 4008190008161 | A.47 | SAKT 4/DU O.STB         | 0246320000 | 4008190034092 | B.33 |
| SAK 35 BL              | 0303580000 | 4008190016944 | B.4  | SAKG 54 I           | 0170720000 | 4008190064044 | B.59 | SAKT 4/LT 1STB2.0       | 0254220000 | 4008190120351 | B.32 |
| SAK 35 KRIG            | 0303520000 | 4008190172114 | B.8  | SAKG 54 II/GW       | 0185420000 | 4008190052577 | B.59 | SAKT 4/LT O.STB         | 0254120000 | 4008190130138 | B.32 |
| SAK 35/35              | 0380760000 | 4008190063962 | A.4  | SAKG 54/35 II       | 0638120000 | 4008190068646 | A.47 | SAKT 4/LT STB2.0        | 0310320000 | 4008190181796 | B.32 |
| SAK 35/35 BL           | 0380780000 | 4008190021986 | A.4  | SAKG 54/35 II/GW    | 0638220000 | 4008190092443 | A.47 | SCHT 14/6               | 1269060000 | 4008190051396 | K.16 |
| SAK 35/35/K            | 0582460000 | 4008190090692 | A.5  | SAKH 70 II/GW       | 0150420000 | 4008190126841 | B.56 |                         |            |               |      |



| Type                   | Order No.  | EAN-No.       | Page |
|------------------------|------------|---------------|------|
| WS 14/5 MC neutral     | 1768090000 | 4032248106271 | K.11 |
| WS 15/5 MC BEDRUCKT    | 1609890000 | 4008190456672 | K.11 |
| WS 15/5 MC NEUTRAL     | 1609880000 | 4008190203504 | K.11 |
| WS 8/5 MC BEDRUCKT     | 1640750000 | 4008190456627 | K.11 |
| WS 8/5 MC NEUTRAL      | 1640740000 | 4008190279103 | K.11 |
| WS 8/5 Sonderdr. Laser | 1773360000 | 4032248140961 | K.10 |
| WSH 1                  | 1068700000 | 4008190118389 | G.6  |
| WSH 18 MT              | 1083100000 | 4008190053246 | G.7  |
| WSH 19 MT              | 1083200000 | 4008190059538 | G.7  |
| WSH 20 MT              | 1752950000 | 4008190022624 | G.7  |
| WSH 3/H/N              | 1715970000 | 4008190353100 | G.6  |
| WSH 4 MT               | 1079900000 | 4008190379254 | G.9  |
| WSH 5                  | 1080100000 | 4008190965143 | G.6  |
| WSH 6                  | 1080200000 | 4008190965150 | G.6  |
| WTW EN                 | 1058800000 | 4008190140175 | A.34 |
| WTW EN                 | 1058800000 | 4008190140175 | B.34 |

## Z

|                         |            |               |      |
|-------------------------|------------|---------------|------|
| ZB 10 F.10X3/10X5/10X10 | 1261300000 | 4008190180201 | H.4  |
| ZB 16 ZKSC              | 0316600000 | 4008190145989 | H.4  |
| ZB 16/6                 | 0556800000 | 4008190007751 | H.4  |
| ZB 16/6K BL             | 0569680000 | 4008190024369 | H.5  |
| ZB 16/6K GE/GN          | 0569660000 | 4008190043681 | H.5  |
| ZB 16K BL               | 0502880000 | 4008190014186 | H.5  |
| ZB 16K GE/GN            | 0502860000 | 4008190188795 | H.5  |
| ZB 16K SW               | 0502810000 | 4008190332563 | H.5  |
| ZB 35/M6X16             | 0266500000 | 4008190102814 | H.4  |
| ZB 35K BL M6X16         | 0502680000 | 4008190004385 | H.5  |
| ZB 35K GE/GN M6X16      | 0502660000 | 4008190052294 | H.5  |
| ZB 35K SW M6X16         | 0502610000 | 4008190332587 | H.5  |
| ZB 4                    | 0316500000 | 4008190061999 | H.4  |
| ZB 4/6                  | 0556700000 | 4008190188412 | H.4  |
| ZB 4/6K BL              | 0565480000 | 4008190086831 | H.5  |
| ZB 4/6K GE/GN           | 0565460000 | 4008190032609 | H.5  |
| ZB 4G BL                | 0322180000 | 4008190050504 | H.5  |
| ZB 4G EX E GN/GE        | 0322160000 | 4008190014278 | H.5  |
| ZB 4G SW                | 0322110000 | 4008190189310 | H.5  |
| ZB 4K BL                | 0475380000 | 4008190010942 | H.5  |
| ZB 4K GE/GN             | 0475360000 | 4008190188047 | H.5  |
| ZBE 6                   | 0459500000 | 4008190032692 | H.4  |
| ZBE 6K BL               | 0525980000 | 4008190060886 | H.5  |
| ZBE 6K GE/GN            | 0525960000 | 4008190145026 | H.5  |
| ZBE 6K SW               | 0525910000 | 4008190977054 | H.5  |
| ZEW                     | 9540000000 | 4008190956264 | H.10 |
| ZEW 15                  | 7920340000 | 4032248238910 | H.10 |
| ZEW 35/2                | 8630740000 | 4032248348916 | H.10 |
| ZF 4 S                  | 1814680000 | 4032248302949 | H.5  |
| ZF 4 S BL               | 1814660000 | 4032248302956 | H.5  |
| ZF 4 S GN/GE            | 1814670000 | 4032248302963 | H.5  |
| ZGB 15                  | 1636530000 | 4008190297053 | K.17 |
| ZGB 30                  | 1611930000 | 4008190002251 | K.17 |
| ZS 10/5 MC BEDRUCKT     | 1610010000 | 4008190263423 | K.11 |
| ZS 10/5 MC NEUTRAL      | 1610000000 | 4008190263171 | K.11 |
| ZS 12/6 BEDRUCKT        | 1610030000 | 4008190456689 | K.11 |
| ZS 12/6 MC NEUTRAL      | 1610020000 | 4008190444600 | K.11 |
| ZS 15/5 MC BEDRUCKT     | 1646640000 | 4008190456696 | K.11 |
| ZS 15/5 MC NEUTRAL      | 1646630000 | 4008190401214 | K.11 |
| ZS 2.3/4                | 0249600000 | 4008190022785 | I.14 |
| ZU 1                    | 0240600000 | 4008190014940 | I.5  |

| Order No. | EAN No. | Type | Page |
|-----------|---------|------|------|
|-----------|---------|------|------|

## 005000000

|            |               |                      |      |
|------------|---------------|----------------------|------|
| 0053160000 | 4008190860943 | DK 4/35 RC 220R/220N | A.57 |
|------------|---------------|----------------------|------|

## 010000000

|            |               |                         |      |
|------------|---------------|-------------------------|------|
| 0101700000 | 4008190069254 | TST 2/M6                | H.11 |
| 0101820000 | 4008190138264 | SAKS 4/32 GL 115VAC     | B.27 |
| 0102120000 | 4008190131326 | SAKS 4/32 E14 GL 480VAC | B.27 |
| 0103300000 | 4008190023348 | BFSC M4X9T              | H.3  |
| 0103300000 | 4008190023348 | BFSC M4X9T              | I.9  |
| 0105100000 | 4008190394875 | AP SAK4-10 DB           | I.6  |
| 0105160000 | 4008190042677 | AP SAK4-10 OR           | I.6  |
| 0105360000 | 4008190100452 | AP ASK1 OR              | I.6  |
| 0105420000 | 4008190014056 | SAKT 1/35/LT            | A.32 |
| 0105620000 | 4008190079338 | SAKT 1/35/LT STB        | A.32 |
| 0105720000 | 4008190116439 | SAKT 1/35/QT1           | A.33 |
| 0105820000 | 4008190044176 | SAKT 1/35/DU1           | A.32 |
| 0105920000 | 4008190126162 | SAKT 2/35/LT/STB        | A.33 |
| 0106020000 | 4008190182892 | SAKT 2/35/LT 4STB       | A.33 |
| 0107160000 | 4008190188726 | SAK 2.5/TC AL           | B.34 |
| 0107260000 | 4008190113711 | SAK 2.5/TC CH           | B.34 |
| 0108520000 | 4008190154165 | SAK 2.5 SW 1X1/KRG      | B.47 |
| 0108560000 | 4008190184032 | SAK 2.5 SW 1X1          | B.39 |
| 0108960000 | 4008190020934 | AKZ 2.5 K SW U/V 1X1    | E.15 |

## 011000000

|            |               |                     |     |
|------------|---------------|---------------------|-----|
| 0110020000 | 4008190047214 | SAK 10 KRG          | B.7 |
| 0110060000 | 4008190027056 | SAK 10              | B.3 |
| 0110070000 | 4008190143824 | SAK 10 KRG/BL       | B.7 |
| 0110080000 | 4008190151799 | SAK 10 BL           | B.3 |
| 0111750000 | 4008190150662 | TS 15X5/LL 2M/ST/ZN | H.8 |
| 0111751000 | 4008190111298 | TS 15X5/LL 1M/ST/ZN | H.8 |
| 0111790000 | 4008190125059 | AP SAK4-10 RT       | I.6 |
| 0111791000 | 4008190183707 | AP SAK4-10 I        | I.6 |
| 0111792000 | 4008190135904 | AP SAK4-10 KRG      | I.4 |
| 0111792000 | 4008190135904 | AP SAK4-10 KRG      | I.6 |
| 0111796000 | 4008190081485 | AP SAK4-10          | I.6 |
| 0111797000 | 4008190049607 | AP SAK4-10 KRG/BL   | I.6 |
| 0111798000 | 4008190171087 | AP SAK4-10 BL       | I.6 |

## 012000000

|            |                |                        |      |
|------------|----------------|------------------------|------|
| 0122700000 | 4008190063865  | STB 5.5/D3.7/2.3/M3 ZB | I.15 |
| 0122800000 | 40081900866307 | TS 32X15 2M/ST/ZN      | B.27 |
| 0122800000 | 40081900866307 | TS 32X15 2M/ST/ZN      | H.8  |
| 0122810000 | 4008190078935  | TS 32X15 1M/ST/ZN      | H.8  |
| 0123600000 | 4008190092566  | QL 2 SAK35             | I.9  |
| 0123700000 | 4008190182526  | QL 3 SAK35             | I.9  |
| 0123800000 | 4008190185390  | QL 4 SAK35             | I.9  |
| 0124000000 | 4008190120108  | VL 2 SAK35             | I.12 |
| 0124620000 | 4008190093785  | SAKT 1/35/QT2          | A.33 |
| 0126600000 | 4008190121471  | SAKH 6 EP/SW           | D.6  |
| 0126700000 | 4008190033156  | SAKH 10 EP/SW          | D.7  |
| 0128300000 | 4008190407629  | SAK 4 EP/SW            | D.6  |
| 0128320000 | 4008190024796  | SAK 4 KRG              | B.6  |
| 0128370000 | 4008190110475  | SAK 4 KRG BL           | B.6  |
| 0128380000 | 4008190113629  | SAK 4 BL               | B.3  |
| 0128900000 | 4008190084158  | BFSC M3X22 PA/RT       | I.17 |
| 0129100000 | 4008190020842  | BFSC M4X32 PA/RT       | I.17 |

## 013000000

|            |                |                         |      |
|------------|----------------|-------------------------|------|
| 0130000000 | 4008190136598  | STB 7.5/D6/4/M4 ZB/SAKB | I.15 |
| 0130200000 | 4008190154431  | STB 6/D3.9/2.3/M2.5 ZB  | I.15 |
| 0130600000 | 4008190077372  | QL 2 SAK4               | I.9  |
| 0130600000 | 4008190077372  | QL 2 SAK4               | I.10 |
| 0130700000 | 4008190085117  | QL 3 SAK4               | I.9  |
| 0130800000 | 4008190173715  | QL 4 SAK4               | I.10 |
| 0130800000 | 4008190173715  | QL 4 SAK4               | I.9  |
| 0131700000 | 4008190174880  | AP SAKH6-10 EP/SW       | I.6  |
| 0131720000 | 4008190040901  | AP SAKH6-10 KRG         | I.6  |
| 0131730000 | 4008190132729  | AP SAKH6-10 KRS         | I.4  |
| 0132660010 | 4008190162399  | DEK 5 FW 10-500         | K.20 |
| 0132690000 |                | DEK 5 FW FARBIG         | K.20 |
| 0132961021 | 4008190078904  | DEK 5 GS A              | K.20 |
| 0132961022 | 4008190121631  | DEK 5 GS B              | K.20 |
| 0132961023 | 4008190162221  | DEK 5 GS C              | K.20 |
| 0132961024 | 4008190131876  | DEK 5 GS D              | K.20 |
| 0132961025 | 40081900684402 | DEK 5 GS E              | K.20 |
| 0132961026 | 4008190186357  | DEK 5 GS F              | K.20 |
| 0132961027 | 4008190046910  | DEK 5 GS G              | K.20 |
| 0132961028 | 4008190081142  | DEK 5 GS H              | K.20 |
| 0132961029 | 4008190074494  | DEK 5 GS I              | K.20 |
| 0132961030 | 4008190084073  | DEK 5 GS J              | K.20 |
| 0132961031 | 4008190177669  | DEK 5 GS K              | K.20 |
| 0132961032 | 4008190081003  | DEK 5 GS L              | K.20 |
| 0132961033 | 4008190102821  | DEK 5 GS M              | K.20 |
| 0132961034 | 4008190087883  | DEK 5 GS N              | K.20 |
| 0132961035 | 4008190071691  | DEK 5 GS O              | K.20 |
| 0132961036 | 4008190173937  | DEK 5 GS P              | K.20 |
| 0132961037 | 4008190050122  | DEK 5 GS Q              | K.20 |
| 0132961038 | 4008190080105  | DEK 5 GS R              | K.20 |
| 0132961039 | 4008190109882  | DEK 5 GS S              | K.20 |
| 0132961040 | 4008190094546  | DEK 5 GS T              | K.20 |
| 0132961041 | 4008190049164  | DEK 5 GS U              | K.20 |

| Order No. | EAN No. | Type | Page |
|-----------|---------|------|------|
|-----------|---------|------|------|

|            |               |                         |      |
|------------|---------------|-------------------------|------|
| 0132961042 | 4008190123604 | DEK 5 GS V              | K.20 |
| 0132961043 | 4008190160234 | DEK 5 GS W              | K.20 |
| 0132961044 | 4008190161057 | DEK 5 GS X              | K.20 |
| 0132961045 | 4008190161125 | DEK 5 GS Y              | K.20 |
| 0132961046 | 4008190089375 | DEK 5 GS Z              | K.20 |
| 0133161114 | 4008190044121 | DEK 5 FW U1-PE1         | K.20 |
| 0133161115 | 4008190115524 | DEK 5 FW U2-PE2         | K.20 |
| 0133161116 | 4008190150389 | DEK 5 FW U3-PE3         | K.20 |
| 0133161117 | 4008190183226 | DEK 5 FW U4-PE4         | K.20 |
| 0133161118 | 4008190146146 | DEK 5 FW U5-PE5         | K.20 |
| 0133161119 | 4008190071189 | DEK 5 FW U6-PE6         | K.20 |
| 0133161120 | 4008190103767 | DEK 5 FW U7-PE7         | K.20 |
| 0133161121 | 4008190145880 | DEK 5 FW U8-PE8         | K.20 |
| 0133161122 | 4008190151416 | DEK 5 FW U9-PE9         | K.20 |
| 0133261150 | 4008190100940 | DEK 5 FW X1-Z1          | K.20 |
| 0133261151 | 4008190189228 | DEK 5 FW X2-Z2          | K.20 |
| 0133261152 | 4008190088484 | DEK 5 FW X3-Z3          | K.20 |
| 0133261153 | 4008190105204 | DEK 5 FW X4-Z4          | K.20 |
| 0133261154 | 4008190085315 | DEK 5 FW X5-Z5          | K.20 |
| 0133261155 | 4008190064518 | DEK 5 FW X6-Z6          | K.20 |
| 0133261156 | 4032248044467 | DEK 5 FW X7-Z7          | K.20 |
| 0133261157 | 4008190033231 | DEK 5 FW X8-Z8          | K.20 |
| 0133261158 | 4008190094577 | DEK 5 FW X9-Z9          | K.20 |
| 0133261159 | 4008190083052 | DEK 5 FW X10-Z10        | K.20 |
| 0133360001 | 4008190125912 | DEK 6 FSZ 1-10          | K.20 |
| 0133360011 | 4008190025557 | DEK 6 FSZ 11-20         | K.20 |
| 0133360021 | 4008190078348 | DEK 6 FSZ 21-30         | K.20 |
| 0133360031 | 4008190023850 | DEK 6 FSZ 31-40         | K.20 |
| 0133360041 | 4008190086510 | DEK 6 FSZ 41-50         | K.20 |
| 0133360051 | 4008190075774 | DEK 6 FSZ 51-60         | K.20 |
| 0133360061 | 4008190182656 | DEK 6 FSZ 61-70         | K.20 |
| 0133360071 | 4008190062934 | DEK 6 FSZ 71-80         | K.20 |
| 0133360081 | 4008190025120 | DEK 6 FSZ 81-90         | K.20 |
| 0133360091 | 4008190104719 | DEK 6 FSZ 91-100        | K.20 |
| 0133400000 | 4008190136567 | STB 28.5 IH/SW SAK2.5   | I.15 |
| 0134000000 | 4008190118945 | QB 25/6.5/11.5 SAKR     | E.3  |
| 0134120000 | 4008190083380 | SAKA 10                 | B.30 |
| 0134220000 | 4008190167943 | AP SAKA KRG             | I.6  |
| 0134220000 | 4008190167943 | AP SAKA KRG             | I.4  |
| 0134420000 | 4008190084813 | KS 2 O.D2               | F.4  |
| 0134700000 | 4008190129026 | TS 15X5 2M/AL/BK        | H.8  |
| 0134920000 | 4008190143138 | SAKB 10                 | B.30 |
| 0135200000 | 4008190172862 | STB 13.5/D6/4/M4 SAKA10 | I.15 |
| 0135500000 | 4008190093904 | QL 2 SAKA10             | I.10 |
| 0135800000 | 4008190132088 | VL 2 SAK16/SAKA         | I.12 |
| 0135900000 | 4008190036409 | VL 2 SAK6/10/SAKB       | I.12 |
| 0136400000 | 4008190118143 | SS M4 D 128-A 4         | I.10 |
| 0137320000 | 4008190023454 | AL 1                    | E.12 |
| 0137400000 | 4008190068904 | E 14/4A RS              | B.26 |
| 0137400000 | 4008190068904 | E 14/4A RS              | A.28 |
| 0137500000 | 4008190142629 | E 14/4A BR              | A.28 |
| 0137500000 | 4008190142629 | E 14/4A BR              | B.26 |
| 0138000000 | 4008190114664 | P 14/2 D01 RS SAKSA     | A.27 |
| 0138000000 | 4008190114664 | P 14/2 D01 RS SAKSA     | B.27 |
| 0138100000 | 4008190077365 | P 14/4 D01 BR SAKSA     | A.29 |
| 0139160000 | 4008190088552 | SAK 70/35               | A.6  |

## 014000000

|            |               |                       |      |
|------------|---------------|-----------------------|------|
| 0140200000 | 4008190134884 | STB 16/D7/4/M4 SAK35  | I.15 |
| 0140320000 | 4008190044336 | KS 4 O.D4             | F.4  |
| 0140620000 | 4008190071769 | KS 6 O.D6             | F.4  |
| 0141620000 | 4008190053697 | KS 10 O.D10           | F.4  |
| 0144400000 | 4008190122744 | SAKE 35               | B.14 |
| 0146720000 | 4008190027995 | AP SAKB/C/T KRG       | I.6  |
| 0146720000 | 4008190027995 | AP SAKB/C/T KRG       | B.27 |
| 0146720000 | 4008190027995 | AP SAKB/C/T KRG       | I.4  |
| 0146760000 | 4008190114985 | AP SAKB/C/T BE        | I.6  |
| 0147100000 | 4008190183042 | STB 17/D6/4/M4 SAKC10 | I.15 |

## 015000000

|            |               |                        |      |
|------------|---------------|------------------------|------|
| 0150420000 | 4008190126841 | SAKG 70 II/GW          | B.56 |
| 0150960000 | 4008190071981 | AP SAKD2.5N            | I.4  |
| 0150960000 | 4008190071981 | AP SAKD2.5N            | I.6  |
| 0150980000 | 4008190014797 | AP SAKD2.5N BL         | I.6  |
| 0155900000 | 4008190145408 | QL 2 SAK2.5            | I.9  |
| 0155900000 | 4008190145408 | QL 2 SAK2.5            | I.10 |
| 0156000000 | 4008190027360 | QL 3 SAK2.5            | I.9  |
| 0156000000 | 4008190027360 | QL 3 SAK2.5            | I.10 |
| 0156100000 | 4008190076443 | QL 4 SAK2.5            | I.10 |
| 0156100000 | 4008190076443 | QL 4 SAK2.5            | I.9  |
| 0157261187 | 4008190064471 | DEK 5 GS PE            | K.20 |
| 0157261202 | 4008190145774 | DEK 5 GS ERDE          | K.20 |
| 0157261203 | 4008190046415 | DEK 5 GS ERDE IM KREIS | K.20 |
| 0157261235 |               | DEK 5 GS MP            | K.20 |
| 0158760000 | 4008190017606 | AKZ 4 SF SE 6.3/2.8    | E.9  |
| 0159160000 | 4008190146405 | DK 4/32 2D 1K5         | B.68 |

## 016000000

|            |               |                  |      |
|------------|---------------|------------------|------|
| 0162220000 | 4008190016586 | SAKS 4 USA       | B.25 |
| 0162520000 | 4008190139179 | AP AKA2.5        | I.6  |
| 0162570000 | 4008190022358 | AP AKA2.5 KRG/BL | I.6  |
| 0164000000 | 4008190095345 | TSTW 6/M6        | H.11 |
| 0164400000 | 4008190035914 | SS M3 D 128-A 3  | I.10 |
| 0167000000 | 4008190001018 | QL 3 SAK70       | I.9  |

| Order No. | EAN No. | Type | Page |
|-----------|---------|------|------|
|-----------|---------|------|------|

|            |               |               |
|------------|---------------|---------------|
| 0168600000 | 4008190135225 | STB 14/D5/2.3 |
|------------|---------------|---------------|



| Order No.  | EAN No.       | Type                    | Page |
|------------|---------------|-------------------------|------|
| 0205400000 | 4008190027223 | EP 2 SAKG46/32 HP/TF/GE | I.4  |
| 0205700000 | 4008190073725 | QB 2 SAKT1              | I.21 |
| 0205800000 | 4008190173364 | QB 3 SAKT1              | I.21 |
| 0205900000 | 4008190046200 | QB 4 SAKT1              | I.21 |
| 0206160000 | 4008190080020 | EWK 1                   | B.27 |
| 0206160000 | 4008190080020 | EWK 1                   | H.10 |
| 0206820000 | 4008190048327 | SAKS 2                  | B.24 |
| 0207400000 | 4008190061296 | QL 2 SAK6N-SAK35        | I.10 |
| 0207530000 | 4008190107925 | DS 14 SAK4              | I.12 |
| 0207630000 | 4008190087401 | DS 12.5 SAK10           | I.12 |
| 0207730000 | 4008190148843 | DS 12.5 SAK6N           | I.12 |
| 0207800000 | 4008190144364 | QL 2 SAKS2              | I.9  |
| 0207800000 | 4008190144364 | QL 2 SAKS2              | B.27 |
| 0207900000 | 4008190047795 | QL 3 SAKS2              | B.27 |
| 0207900000 | 4008190047795 | QL 3 SAKS2              | I.9  |
| 0208000000 | 4008190069100 | QL 4 SAKS2              | I.9  |
| 0208000000 | 4008190069100 | QL 4 SAKS2              | B.27 |
| 0208500000 | 4008190067120 | E 16/10A RT TNDZ        | B.26 |
| 0208500000 | 4008190067120 | E 16/10A RT TNDZ        | A.28 |
| 0208600000 | 4008190015121 | E 16/16A GR TNDZ        | A.28 |
| 0208600000 | 4008190015121 | E 16/16A GR TNDZ        | B.26 |
| 0208700000 | 4008190044886 | E 16/20A BL TNDZ        | B.26 |
| 0208700000 | 4008190044886 | E 16/20A BL TNDZ        | A.28 |
| 0208800000 | 4008190037314 | E 16/25A GE TNDZ        | B.26 |
| 0208800000 | 4008190037314 | E 16/25A GE TNDZ        | A.28 |
| 0208900000 | 4008190112578 | P 16/10 RT SAKS2        | B.27 |
| 0208900000 | 4008190112578 | P 16/10 RT SAKS2        | A.29 |
| 0209000000 | 4008190144937 | P 16/16 GR SAKS2        | B.27 |
| 0209000000 | 4008190144937 | P 16/16 GR SAKS2        | A.29 |
| 0209100000 | 4008190055493 | P 16/20 BL SAKS2        | B.27 |
| 0209100000 | 4008190055493 | P 16/20 BL SAKS2        | A.29 |
| 0209760000 | 4008190018627 | DK 4/32 LD 1D ROT 24VDC | B.63 |
| 0209860000 | 4008190122249 | DK 4/32 LD ROT 24VDC    | A.51 |
| 0209960000 | 4008190152727 | DK 4/32 LD 1D GR 24VDC  | B.63 |

| Order No.         | EAN No.       | Type                    | Page |
|-------------------|---------------|-------------------------|------|
| <b>0240000000</b> |               |                         |      |
| 0241260000        | 4008190026738 | MK 2/12                 | F.2  |
| 0243520000        | 4008190072834 | MK 3/12                 | F.2  |
| 0243820000        | 4008190035365 | MK 5/2 O.DE             | F.4  |
| 0244220000        | 4008190107222 | MK 4/16                 | F.3  |
| 0244600000        | 4008190103828 | STB 8.5/D4.5/2/M3 SAKT4 | I.15 |
| 0244920000        | 4008190108953 | AP SAKT4 KRG            | I.6  |
| 0245400000        | 4008190129187 | GZ 12,5A/FF             | A.28 |
| 0245400000        | 4008190129187 | GZ 12,5A/FF             | B.26 |
| 0246320000        | 4008190034092 | SAKT 4/DU O.STB         | B.33 |
| 0248500000        | 4008190103828 | VH 13.5/4.9/3.3 SAK4    | I.10 |
| 0248500000        | 4008190103828 | VH 13.5/4.9/3.3 SAK4    | B.29 |
| 0248920000        | 4008190109738 | SAKS 3 GZ/6.3X32        | I.9  |
| 0249000000        | 4008190129507 | VH 12/4.9/3.3 SAK6N     | I.10 |
| 0249000000        | 4008190129507 | VH 12/4.9/3.3 SAK6N     | I.21 |
| 0249000000        | 4008190129507 | VH 12/4.9/3.3 SAK6N     | I.9  |
| 0249100000        | 4008190085476 | KMVF Lf 6.3 EP/SW       | D.8  |
| 0249200000        | 4008190004019 | KMVF RE 6.3 EP/SW       | D.8  |
| 0249300000        | 4008190004798 | KMVT Lf 2.4 EP/SW       | D.9  |
| 0249400000        | 4008190159016 | KMVT RE 2.4 EP/SW       | D.9  |
| 0249600000        | 4008190022785 | ZS 2/3/4                | I.14 |

| Order No.         | EAN No.       | Type                 | Page |
|-------------------|---------------|----------------------|------|
| <b>0250000000</b> |               |                      |      |
| 0254120000        | 4008190130138 | SAKT 4/LT O.STB      | B.32 |
| 0254220000        | 4008190120351 | SAKT 4/LT 1STB2.0    | B.32 |
| 0258260000        | 4008190037488 | HP 7 TSK31.5         | I.16 |
| 0258360000        | 4008190114510 | HP 8 ADP 1           | I.16 |
| 0258660000        | 4008190033477 | EW 35/SCHA/M3        | I.12 |
| 0258760000        | 4008190012182 | EWK 2/SCHA/M3/L      | I.12 |
| 0259800000        | 4008190049300 | SSCH 10X3X1000 MS/BK | H.2  |

| Order No.         | EAN No.       | Type                   | Page |
|-------------------|---------------|------------------------|------|
| <b>0260000000</b> |               |                        |      |
| 0261100000        | 4008190070779 | AD 4 WSD SAKG54 HP/DBR | I.17 |
| 0263100000        | 4008190020477 | AD 4 WSD SAKG28 HP/DBR | I.17 |
| 0263200000        | 4008190152802 | AD 4 WSD SAKG40 HP/DBR | I.17 |
| 0263300000        | 4008190175528 | AD 4 WSD SAKG46 HP/DBR | I.17 |
| 0263900000        | 4008190144333 | AD 3 WSD SAKG54 HP/DBR | I.17 |
| 0265800000        | 4008190141660 | G 25/1.00A/M RT        | A.28 |
| 0265800000        | 4008190141660 | G 25/1.00A/M RT        | B.26 |
| 0266320000        | 4008190163811 | AST 1 6.3 KRG          | B.44 |
| 0266360000        | 4008190143411 | AST 1 6.3              | B.36 |
| 0266400000        | 4008190176488 | AP AST1+5 DB           | I.6  |
| 0266420000        | 4008190043483 | AP AST1+5 KRG          | I.4  |
| 0266420000        | 4008190043483 | AP AST1+5 KRG          | I.6  |
| 0266460000        | 4008190045517 | AP AST1+5              | I.6  |
| 0266500000        | 4008190102814 | ZB 35/M6X16            | H.4  |
| 0266700000        | 4008190152031 | VH 8/4.9/3.3 SAK2.5    | I.9  |
| 0266700000        | 4008190152031 | VH 8/4.9/3.3 SAK2.5    | I.10 |
| 0267000000        | 4008190146986 | VH 17/8/5 SAK35        | I.10 |
| 0267000000        | 4008190146986 | VH 17/8/5 SAK35        | I.9  |
| 0267100000        | 4008190187897 | BFSC M4X30             | I.9  |
| 0267100000        | 4008190187897 | BFSC M4X30             | H.3  |
| 0267100000        | 4008190187897 | BFSC M4X30             | I.10 |
| 0267200000        | 4008190022862 | STB 25 IH/GE           | I.20 |
| 0267200000        | 4008190022862 | STB 25 IH/GE           | I.15 |
| 0268660000        | 4008190136284 | SAKD 2.5/35            | A.2  |
| 0268880000        | 4008190061951 | SAKD 2.5/35 BL         | A.2  |
| 0269120000        | 4008190185978 | SAKT 1/LT              | B.31 |
| 0269320000        | 4008190023980 | SAKT 1/QT1             | B.31 |

| Order No.         | EAN No.       | Type                    | Page |
|-------------------|---------------|-------------------------|------|
| <b>0270000000</b> |               |                         |      |
| 0270100000        | 4008190105136 | TS 35X15/2.3 2M/CU/BK   | H.9  |
| 0270320000        | 4008190009922 | RSF 1 KRG               | B.28 |
| 0270420000        | 4008190099107 | AP RSF1 KRG             | I.6  |
| 0270460000        | 4008190110635 | AP RSF3                 | I.6  |
| 0270760000        | 4008190011420 | QS 2/12/4               | I.13 |
| 0270760000        | 4008190011420 | QS 2/12/4               | I.21 |
| 0270860000        | 4008190062620 | QS 2/10/4               | I.13 |
| 0270860000        | 4008190062620 | QS 2/10/4               | I.13 |
| 0270960000        | 4008190077006 | QS 2/8/4                | I.21 |
| 0270960000        | 4008190077006 | QS 2/8/4                | I.21 |
| 0271020000        | 4008190120856 | SAK 16 KRG              | B.7  |
| 0271060000        | 4008190078324 | SAK 16                  | B.4  |
| 0271080000        | 4008190097578 | SAK 16 BL               | B.4  |
| 0271120000        | 4008190062606 | AP SAK16 KRG            | I.4  |
| 0271120000        | 4008190062606 | AP SAK16 KRG            | I.6  |
| 0271160000        | 4008190120429 | AP SAK16                | I.4  |
| 0271160000        | 4008190120429 | AP SAK16                | I.6  |
| 0271180000        | 4008190169800 | AP SAK16 BL             | I.6  |
| 0271200000        | 4008190155889 | STB 25 IH/GN            | I.15 |
| 0271200000        | 4008190155889 | STB 25 IH/GN            | I.20 |
| 0271300000        | 4008190111342 | STB 25 IH/VI            | I.15 |
| 0271300000        | 4008190111342 | STB 25 IH/VI            | I.20 |
| 0271400000        | 4008190029692 | STB 25 IH/GR            | I.12 |
| 0271400000        | 4008190029692 | STB 25 IH/GR            | I.15 |
| 0271500000        | 4008190030162 | STB 25 IH/SW            | I.12 |
| 0271500000        | 4008190030162 | STB 25 IH/SW            | I.15 |
| 0271800000        | 4008190046934 | EP 1/BW SAKG28/32 HP/DB | I.5  |
| 0271900000        | 4008190172497 | EP 2/BW SAKG46/32 HP/DB | I.5  |
| 0273400000        | 4008190106027 | AD 3 SAK35              | F.2  |
| 0273820000        | 4008190142117 | MK 3/2                  | I.17 |
| 0273920000        | 4008190104894 | MK 3/3                  | F.2  |
| 0274020000        | 4008190020712 | MK 3/4                  | F.2  |
| 0274120000        | 4008190010607 | MK 3/5                  | F.2  |

| Order No.  | EAN No.       | Type             | Page |
|------------|---------------|------------------|------|
| 0274220000 | 4008190153847 | MK 3/6           | F.2  |
| 0274320000 | 4008190187507 | MK 3/7           | F.2  |
| 0274420000 | 4008190185015 | MK 3/8           | F.2  |
| 0274520000 | 4008190074722 | MK 3/9           | F.2  |
| 0274620000 | 4008190117559 | MK 3/10          | F.2  |
| 0279500000 | 4008190404130 | AP SAK2.5 GE     | I.6  |
| 0279520000 | 4008190014117 | AP SAK2.5 KRG    | I.6  |
| 0279520000 | 4008190014117 | AP SAK2.5 KRG    | I.4  |
| 0279530000 | 4008190025575 | AP SAK2.5 KRS    | I.4  |
| 0279540000 | 4008190000073 | AP SAK2.5 OR     | I.6  |
| 0279560000 | 4008190075736 | AP SAK2.5        | I.6  |
| 0279560000 | 4008190075736 | AP SAK2.5        | B.34 |
| 0279570000 | 4008190022525 | AP SAK2.5 KRG BL | I.6  |
| 0279580000 | 4008190050702 | AP SAK2.5 BL     | I.6  |
| 0279620000 | 4008190100087 | SAK 2.5 KRG      | B.6  |
| 0279660000 | 4008190069926 | SAK 2.5          | B.2  |
| 0279670000 | 4008190186630 | SAK 2.5 KRG/BL   | B.6  |
| 0279680000 | 4008190076474 | SAK 2.5 BL       | B.2  |

| Order No.         | EAN No.       | Type                    | Page |
|-------------------|---------------|-------------------------|------|
| <b>0280000000</b> |               |                         |      |
| 0280100000        | 4008190036348 | DKSUE NSCH/ESCH         | H.2  |
| 0280200000        | 4008190012953 | NSCH 1M                 | H.2  |
| 0280300000        | 4008190143053 | ESCH 1 M                | H.2  |
| 0280600000        | 4008190023188 | STB 8.5/5/2.3 M3 SAK2.5 | I.15 |
| 0282000000        | 4008190078492 | SK SAKS1/G25            | B.27 |
| 0282100000        | 4008190004606 | SK G20/SAKS1            | B.27 |
| 0283100000        | 4008190087982 | AD 4 WSD SAKG32 HP/DBR  | I.17 |
| 0285100000        | 4008190189297 | VH 19/5/5 SAK4-16       | I.12 |
| 0285300000        | 4008190072902 | AD 4 SAK4               | I.17 |
| 0286400000        | 4008190085339 | DSTV VH 6.5             | I.10 |
| 0286620000        | 4008190116750 | SAKG 32 I               | B.54 |
| 0286720000        | 4008190081010 | SAKG 32 III             | B.55 |
| 0286820000        | 4008190163273 | SAKG 40 I               | B.56 |
| 0286920000        | 4008190137847 | SAKG 40 III             | B.57 |

| Order No.         | EAN No.       | Type                | Page |
|-------------------|---------------|---------------------|------|
| <b>0290000000</b> |               |                     |      |
| 0292460000        | 4008190105440 | SCHT 5              | K.15 |
| 0292500000        | 4008190177027 | BFSC M3X25          | I.12 |
| 0292500000        | 4008190177027 | BFSC M3X25          | I.10 |
| 0292520000        | 4032248014026 | TS 32X15 2M/CRN     | H.8  |
| 0293800000        | 4008190042356 | PS 2.0 OR           | I.14 |
| 0293900000        | 4008190091767 | GZ 10.0A            | A.28 |
| 0293900000        | 4008190091767 | GZ 10.0A            | B.26 |
| 0294220000        | 4008190050580 | SAKR LL 2STB/KRG    | B.50 |
| 0294260000        | 4008190029791 | SAKR LL 2STB        | B.43 |
| 0294360000        | 4008190054625 | AKZ 4               | E.3  |
| 0294380000        | 4008190002152 | AKZ 4 BL            | E.3  |
| 0294420000        | 4008190128289 | AP AKZ4 KRG         | I.4  |
| 0294420000        | 4008190128289 | AP AKZ4 KRG         | I.6  |
| 0294460000        | 4008190466268 | AP AKZ4             | I.4  |
| 0294460000        | 4008190466268 | AP AKZ4             | I.6  |
| 0294460000        | 4008190466268 | AP AKZ4             | E.3  |
| 0294480000        | 4008190021832 | AP AKZ4 BL          | I.6  |
| 0294480000        | 4008190021832 | AP AKZ4 BL          | E.3  |
| 0294500000        | 4008190047603 | GZ 2.0A             | B.26 |
| 0294500000        | 4008190047603 | GZ 2.0A             | A.28 |
| 0294600000        | 4008190141233 | GZ 5.0A             | A.28 |
| 0294600000        | 4008190141233 | GZ 5.0A             | B.26 |
| 0295700000        | 4008190018351 | GZ 3.0A             | B.26 |
| 0295700000        | 4008190018351 | GZ 3.0A             | A.28 |
| 0295800000        | 4008190017095 | GZ 7.0A             | A.28 |
| 0295800000        | 4008190017095 | GZ 7.0A             | B.26 |
| 0295900000        | 4008190133337 | FKSC M3X25 D9/SW2.5 | H.11 |
| 0296200000        | 4008190043391 | BFSC M3X30          | I.10 |
| 0296700000        | 4008190081764 | BFSC M5X8           | H.2  |
| 0296800000        | 4008190008000 | VH 5/4/2.8 AKZ4     | I.9  |
| 0297060000        | 4008190117052 | DK 4SS/35 FF 8X2.8  | A.39 |
| 0297200000        | 4008190097176 | QL 2 DLJ            | I.9  |
| 0297300000        | 4008190034634 | QL 3 DLJ            | I.9  |
| 0297520000        | 4008190128401 | SAKS 3 G/5X30 500V  | B.23 |
| 0297600000        | 4008190173395 | AD 3 SAK4           | I.17 |
| 0297700000        | 4008190086787 | AD 3 SAK6N          | I.17 |
| 0297800000        | 4008190080884 | AD 3 SAK16          | I.17 |
| 0297900000        | 4008190038229 | AD 3 SAK2.5         | I.17 |
| 0298020000        | 4008190156831 | AST 3 6.3 KRG       | B.44 |
| 0298120000        | 4008190172213 | AP AST3+4 KRG       | I.4  |
| 0298120000        | 4008190172213 | AP AST3+4 KRG       |      |



Table with columns: Order No., EAN No., Type, Page. Rows include SAK 35 BL, AP SAK35 KRG, AP SAK35 KRG, AP SAK35/TW SAK16, AP SAK35/TW SAK16, AP SAK35 KRG/BL, AP SAK35/TW SAK16 BL, ADK 1/1.5, ADK 1/1.5 BL, VH 13/5/3.5 SAK 10, SAKS 1/32 G20 GL 230VAC, SAKS 1/32 G20 GL 230VAC, QVS 2 SAKT1+2, QVS 4 SAKT1+2, SAK 2.5+LS KRG, AP SAK2.5L KRG, AP SAK2.5L KRG, AP SAK2.5L KRG BL, AP SAK35 G25 GL 230VAC, SAKS 1/32 G25 GL 230VAC, VH 27/5/3.5 SAK10-35, VH 16/5/3.5 SAK10-35, BFSC M3X35.

Table with columns: Order No., EAN No., Type, Page. Rows include Q 2 AKZ4, Q 3 AKZ4, Q 3 AKZ4, Q 3 AKZ4, Q 4 AKZ4, Q 4 AKZ4, Q 2 SAK4, Q 3 SAK4, Q 4 SAK4, SAK 10/EN, QL 10 SAK2.5, QL 10 SAK2.5, QL 10 SAK4, QL 10 SAK4, QL 10 SAK6N, QL 10 SAK6N, QL 10 SAK6N, QL 10 SAK35, QL 10 SAK35, QL 10 SAKS1, QL 10 SAKS1, QL 10 SAKS2, QL 10 SAKS2, QL 10 SAKS4, SAK 16/EN, SAK 35/EN.

Table with columns: Order No., EAN No., Type, Page. Rows include STB 7/D4/2.3/M3 ZB/SAKC, KISC M3X15/6 SAK2.5, KISC M3X15/6 SAK2.5, AP DK4, AP DK4 BL, SAKS 5 380AC.

### 036000000

Table with columns: Order No., EAN No., Type, Page. Rows include E 18/20A BL, E 18/20A BL, E 18/25A GE, E 18/25A GE, E 18/35A SW, E 18/35A SW, E 18/50A WS, E 18/50A WS, E 18/63A KU, E 18/63A KU, P 18/20 D02 BL SAKS5, P 18/20 D02 BL SAKS5, P 18/25 D02 GE SAKS5, P 18/25 D02 GE SAKS5, P 18/35 D02 SW SAKS5, P 18/35 D02 SW SAKS5, P 18/50 D02 WS SAKS5, P 18/50 D02 WS SAKS5, P 18/50 D02 WS SAKS5, AKZ 4 SS WA 2X2.8, DK 4QV/35, DK 4QV/35 BL, AP 16/42/25, TS 32X16.2 2M/CL/BK, Q 2 AKZ1.5, Q 2 AKZ1.5, Q 3 AKZ1.5, Q 3 AKZ1.5, Q 4 AKZ1.5, Q 4 AKZ1.5, Q 10 AKZ1.5, Q 10 AKZ1.5, Q 10 AKZ1.5, Q 10 AKZ1.5, Q 10 AKZ4, Q 10 SAK2.5, Q 2 AKZ4SS, Q 3 AKZ4SS, Q 4 AKZ4SS, Q 10 AKZ4SS.

### 031000000

Table with columns: Order No., EAN No., Type, Page. Rows include PS 2.0 MC, SAKT 4/LT STB2.0, ZB 4, ZB 16 ZKSC, H25/30 BRAUN, H25/36 BRAUN, H35/30 BEIGE, H35/39 BEIGE, VH 19/6/4.2 SAKT1, TW AKZ2.5, TW AKZ2.5 BL.

### 034000000

Table with columns: Order No., EAN No., Type, Page. Rows include AKZ 1.5L VS, AP AKZ1.5, AP AKZ1.5, AP AKZ1.5, AP AKZ1.5 BL, SAKC 4 KRG, SAK 70 KRG, SAK 70 KRG/BL, AP 70 SAK70 KRG, AP 70 SAK70 KRG, AP SAK70/35, AP SAK70/35, STB 30.5 IH/SW, STB 30.5 IH/SW, STB 30.5 IH/GR, STB 30.5 IH/GR, STB 30.5 IH/BL, STB 30.5 IH/BL, STB 30.5 IH/RT, STB 30.5 IH/RT, STB 30.5 IH/GN, STB 30.5 IH/GR, STB 30.5 IH/GE, STB 30.5 IH/GE, STB 30.5 IH/VI, STB 30.5 IH/VI, STB 25 IH/RT, STB 25 IH/RT, STB 25 IH/BL, STB 25 IH/BL, QB 10 SAKT1, AD 3 SAK70, BFSC M5X45 PA/NA, QL 2 SAK70, VH 30.5/11/5.5 SAK70, BFSC M5X45, KISC M3X6 SAKS1, AKZ 4 LL VS, TSK 31.5 GR, EWK AKA 2.5, SSCH 10X3X1000 CU/SN, SSCH 10X3X1000 CU/SN, SSCH 10X3X1000 CU/SN, SSCH 10X3X1000 CU/SN.

### 032000000

Table with columns: Order No., EAN No., Type, Page. Rows include AST 4 SF 6.3 KRG, SAKS 4, ZB 4G SW, ZB 4G EX E GN/GE, ZB 4G BL, EK 2, SAK 2.5 LL KRG, SAK 2.5 LL, SAK 2.5 LL KRG/BL, SAKC 10 STB/RE, SAKC 10 2STB, AKZ 4 S WA 2X2.8, AKZ 4 SS SE 6.3/2.8, AH 28 SAKG28, AH 32 SAKG32, AH 40 SAKG40, AH 46 SAKG46, QL 2 SAKS4, QL 3 SAKS4, QL 4 SAKS4, E 14/6A GN, E 14/6A GN, E 14/10A RT, E 14/10A RT, E 14/16A GR, E 14/16A GR, P 14/6 D01 GN SAKS4, P 14/6 D01 GN SAKS4, P 14/10 D01 RT SAKS4, P 14/10 D01 RT SAKS4, SAKS 3/35 G/5X30 500V, AP SAKT2 KRG, AP SAKT2 KRG, QVS 3 SAKT1+2, AP AKZ1.5W, AP AKZ1.5W.

### 037000000

Table with columns: Order No., EAN No., Type, Page. Rows include MK 10/14, DK 4 ST SE 1.6, DK 4 ST WA 1.6, SAK 2.5 TS SE 2.4/KRG, SAKS 1/32 G20 LD 24VDC, SAKS 1/32 G20 LD 24VDC, EK 16, SAK 1/15, KISC M3X20 SAK10 CU5, KISC M3X20 SAK10 CU5, KISC M3X15/6 SAK2.5 CU5, SAKS 1 G20 GB 48 DC, SAK 6/D3.7/2.3/M3 SAKR.

### 038000000

Table with columns: Order No., EAN No., Type, Page. Rows include AKE 4, AP ASK1 RT, AP ASK1, AP ASK1 BL, SAK 2.5/35 KRG, SAK 2.5/35, SAK 2.5/35 KRG/BL, SAK 2.5/35 BL, SAK 6/35 KRG, SAK 6/35, SAK 6/35 KRG/BL, SAK 6/35 BL, SAK 16/35 PA, SAK 35/35, SAK 35/35 BL, EW 15, EW 15, EW 15, TS 35X7.5 2M/ST/ZN, TS 35X7.5 2M/ST/ZN, TS 35X7.5 1M/ST/ZN, EW 35 GR 7032, EW 35, SAKS 1/32 G20 GL 115VAC, SAKS 1/32 G20 GL 115VAC, STB 16/D7/4M5 SAK70, SAK 35 IH/SW, SAK 35 IH/SW, SAK 35 IH/GR, SAK 35 IH/GR.

### 033000000

Table with columns: Order No., EAN No., Type, Page. Rows include SAKT 2/LT STB, TS 35X7.5 2M/AL/BK, D 5 SAK2.5, AST 5 SF 6.3 KRG, AST 5 SF 6.3, BS 25 OJH SAKT1, AKZ 4L SL VS KRG, AKZ 4L SL VS, AKZ 4L SL VS BL, MB M6/M4 GR, BS 25 IH/SW SAKT1, BS 25 IH/GR SAKT1, BS 25 IH/BL SAKT1, BS 25 IH/RT SAKT1, BS 25 IH/GR SAKT1, BS 25 IH/GE SAKT1, BS 25 IH/VI SAKT1, Q 2 AKZ4, Q 2 AKZ4.

### 035000000

Table with columns: Order No., EAN No., Type, Page. Rows include SAK 2.5 SL, SAK 2.5 SL KRG/BL, SAK 4 SS 6.3/KRG, SAK 4 SS 6.3/PA, SAK 4 SS 6.3 KRG/BL, FKSC M6X12 D9/SW3, DEK 5 FWZ L1-PE, DEK 5 FWZ L1-EIK, EK 4, EK 10, EK 35, DK 4, DK 4 BL, SSCH 15X6X1000 CU/SN, SAKC 4/35, SAKC 4/35 BL, AKZ 1.5 SW 1X1, QVS 2/S SAKT1+2.







| Order No.  | EAN No.        | Type         | Page | Order No.  | EAN No.        | Type              | Page | Order No.  | EAN No.       | Type         | Page |
|------------|----------------|--------------|------|------------|----------------|-------------------|------|------------|---------------|--------------|------|
| 0522660106 | 4008190094799  | DEK 5 GW 106 | K.20 | 0522761026 | 4008190110079  | DEK 5 GW F        | K.20 | 0526960032 | 4008190070700 | DEK 6 GW 32  | K.20 |
| 0522660107 | 4008190063658  | DEK 5 GW 107 | K.20 | 0522761027 | 4008190160104  | DEK 5 GW G        | K.20 | 0526960033 | 4008190078751 | DEK 6 GW 33  | K.20 |
| 0522660108 | 4008190186661  | DEK 5 GW 108 | K.20 | 0522761028 | 4008190019471  | DEK 5 GW H        | K.20 | 0526960034 | 4008190086985 | DEK 6 GW 34  | K.20 |
| 0522660109 | 4008190083953  | DEK 5 GW 109 | K.20 | 0522761029 | 4008190187019  | DEK 5 GW I        | K.20 | 0526960035 | 4008190022198 | DEK 6 GW 35  | K.20 |
| 0522660110 | 4008190104825  | DEK 5 GW 110 | K.20 | 0522761030 | 4008190042127  | DEK 5 GW J        | K.20 | 0526960036 | 4008190111816 | DEK 6 GW 36  | K.20 |
| 0522660111 | 4008190118082  | DEK 5 GW 111 | K.20 | 0522761031 | 4008190136727  | DEK 5 GW K        | K.20 | 0526960037 | 4008190010249 | DEK 6 GW 37  | K.20 |
| 0522660112 | 4008190130022  | DEK 5 GW 112 | K.20 | 0522761032 | 4008190003845  | DEK 5 GW L        | K.20 | 0526960038 | 4008190026974 | DEK 6 GW 38  | K.20 |
| 0522660113 | 4008190070120  | DEK 5 GW 113 | K.20 | 0522761033 | 4008190025267  | DEK 5 GW M        | K.20 | 0526960039 | 4008190007362 | DEK 6 GW 39  | K.20 |
| 0522660114 | 4008190164263  | DEK 5 GW 114 | K.20 | 0522761034 | 4008190045746  | DEK 5 GW N        | K.20 | 0526960040 | 4008190181659 | DEK 6 GW 40  | K.20 |
| 0522660115 | 4008190067694  | DEK 5 GW 115 | K.20 | 0522761035 | 4008190184360  | DEK 5 GW O        | K.20 | 0526960041 | 4008190088897 | DEK 6 GW 41  | K.20 |
| 0522660116 | 4008190089498  | DEK 5 GW 116 | K.20 | 0522761036 | 4008190097509  | DEK 5 GW P        | K.20 | 0526960042 | 4008190149444 | DEK 6 GW 42  | K.20 |
| 0522660117 | 4008190074517  | DEK 5 GW 117 | K.20 | 0522761037 | 4008190008697  | DEK 5 GW Q        | K.20 | 0526960043 | 4008190018498 | DEK 6 GW 43  | K.20 |
| 0522660118 | 40081900023423 | DEK 5 GW 118 | K.20 | 0522761038 | 4008190038359  | DEK 5 GW R        | K.20 | 0526960044 | 4008190006235 | DEK 6 GW 44  | K.20 |
| 0522660119 | 4008190161620  | DEK 5 GW 119 | K.20 | 0522761039 | 4008190031947  | DEK 5 GW S        | K.20 | 0526960045 | 4008190148287 | DEK 6 GW 45  | K.20 |
| 0522660120 | 4008190122720  | DEK 5 GW 120 | K.20 | 0522761040 | 4008190052140  | DEK 5 GW T        | K.20 | 0526960046 | 4008190098704 | DEK 6 GW 46  | K.20 |
| 0522660121 | 4008190186135  | DEK 5 GW 121 | K.20 | 0522761041 | 4008190162382  | DEK 5 GW U        | K.20 | 0526960047 | 4008190166847 | DEK 6 GW 47  | K.20 |
| 0522660122 | 4008190178680  | DEK 5 GW 122 | K.20 | 0522761042 | 4008190045647  | DEK 5 GW V        | K.20 | 0526960048 | 4008190009809 | DEK 6 GW 48  | K.20 |
| 0522660123 | 4008190135669  | DEK 5 GW 123 | K.20 | 0522761043 | 4008190118983  | DEK 5 GW W        | K.20 | 0526960049 | 4008190005863 | DEK 6 GW 49  | K.20 |
| 0522660124 | 4008190054977  | DEK 5 GW 124 | K.20 | 0522761044 | 4008190119966  | DEK 5 GW X        | K.20 | 0526960050 | 4008190156367 | DEK 6 GW 50  | K.20 |
| 0522660125 | 4008190164140  | DEK 5 GW 125 | K.20 | 0522761045 | 4008190083977  | DEK 5 GW Y        | K.20 | 0526960051 | 4008190078027 | DEK 6 GW 51  | K.20 |
| 0522660126 | 4008190011475  | DEK 5 GW 126 | K.20 | 0522761046 | 4008190047337  | DEK 5 GW Z        | K.20 | 0526960052 | 4008190189525 | DEK 6 GW 52  | K.20 |
| 0522660127 | 4008190012335  | DEK 5 GW 127 | K.20 | 0522861047 | 4008190017057  | DEK 5 GW A KLEIN  | K.20 | 0526960053 | 4008190039769 | DEK 6 GW 53  | K.20 |
| 0522660128 | 4008190012519  | DEK 5 GW 128 | K.20 | 0522861048 | 4008190098452  | DEK 5 GW B KLEIN  | K.20 | 0526960054 | 4008190043193 | DEK 6 GW 54  | K.20 |
| 0522660129 | 4008190131333  | DEK 5 GW 129 | K.20 | 0522861049 | 4008190107895  | DEK 5 GW C KLEIN  | K.20 | 0526960055 | 4008190045920 | DEK 6 GW 55  | K.20 |
| 0522660130 | 4008190103033  | DEK 5 GW 130 | K.20 | 0522861050 | 4008190103804  | DEK 5 GW D KLEIN  | K.20 | 0526960056 | 4008190166601 | DEK 6 GW 56  | K.20 |
| 0522660131 | 4008190147815  | DEK 5 GW 131 | K.20 | 0522861051 | 4008190038663  | DEK 5 GW E KLEIN  | K.20 | 0526960057 | 4008190061593 | DEK 6 GW 57  | K.20 |
| 0522660132 | 4008190156077  | DEK 5 GW 132 | K.20 | 0522861052 | 4008190128494  | DEK 5 GW F KLEIN  | K.20 | 0526960058 | 4008190110420 | DEK 6 GW 58  | K.20 |
| 0522660133 | 4008190128111  | DEK 5 GW 133 | K.20 | 0522861053 | 4008190180768  | DEK 5 GW G KLEIN  | K.20 | 0526960059 | 4008190157760 | DEK 6 GW 59  | K.20 |
| 0522660134 | 4008190098940  | DEK 5 GW 134 | K.20 | 0522861054 | 4008190042936  | DEK 5 GW H KLEIN  | K.20 | 0526960060 | 4008190057145 | DEK 6 GW 60  | K.20 |
| 0522660135 | 4008190187705  | DEK 5 GW 135 | K.20 | 0522861055 | 4008190023430  | DEK 5 GW I KLEIN  | K.20 | 0526960061 | 4008190030926 | DEK 6 GW 61  | K.20 |
| 0522660136 | 4008190050771  | DEK 5 GW 136 | K.20 | 0522861056 | 4008190157746  | DEK 5 GW J KLEIN  | K.20 | 0526960062 | 4008190123628 | DEK 6 GW 62  | K.20 |
| 0522660137 | 4008190103873  | DEK 5 GW 137 | K.20 | 0522861057 | 4008190100971  | DEK 5 GW K KLEIN  | K.20 | 0526960063 | 4008190178314 | DEK 6 GW 63  | K.20 |
| 0522660138 | 4008190084066  | DEK 5 GW 138 | K.20 | 0522861058 | 4008190162061  | DEK 5 GW L KLEIN  | K.20 | 0526960064 | 4008190007812 | DEK 6 GW 64  | K.20 |
| 0522660139 | 4008190028053  | DEK 5 GW 139 | K.20 | 0522861059 | 4008190186739  | DEK 5 GW M KLEIN  | K.20 | 0526960065 | 4008190026363 | DEK 6 GW 65  | K.20 |
| 0522660140 | 4008190164966  | DEK 5 GW 140 | K.20 | 0522861060 | 4008190158774  | DEK 5 GW N KLEIN  | K.20 | 0526960066 | 4008190163006 | DEK 6 GW 66  | K.20 |
| 0522660141 | 4008190035082  | DEK 5 GW 141 | K.20 | 0522861061 | 4008190110260  | DEK 5 GW O KLEIN  | K.20 | 0526960067 | 4008190073411 | DEK 6 GW 67  | K.20 |
| 0522660142 | 4008190059361  | DEK 5 GW 142 | K.20 | 0522861062 | 4008190024727  | DEK 5 GW P KLEIN  | K.20 | 0526960068 | 4008190172794 | DEK 6 GW 68  | K.20 |
| 0522660143 | 4008190082796  | DEK 5 GW 143 | K.20 | 0522861063 | 4008190129316  | DEK 5 GW Q KLEIN  | K.20 | 0526960069 | 4008190010669 | DEK 6 GW 69  | K.20 |
| 0522660144 | 4008190033880  | DEK 5 GW 144 | K.20 | 0522861064 | 4008190161378  | DEK 5 GW R KLEIN  | K.20 | 0526960070 | 4008190075958 | DEK 6 GW 70  | K.20 |
| 0522660145 | 4008190139957  | DEK 5 GW 145 | K.20 | 0522861065 | 4008190157654  | DEK 5 GW S KLEIN  | K.20 | 0526960071 | 4008190065621 | DEK 6 GW 71  | K.20 |
| 0522660146 | 4008190053567  | DEK 5 GW 146 | K.20 | 0522861066 | 4008190153083  | DEK 5 GW T KLEIN  | K.20 | 0526960072 | 4008190173098 | DEK 6 GW 72  | K.20 |
| 0522660147 | 4008190086572  | DEK 5 GW 147 | K.20 | 0522861067 | 4008190075880  | DEK 5 GW U KLEIN  | K.20 | 0526960073 | 4008190054373 | DEK 6 GW 73  | K.20 |
| 0522660148 | 4008190082406  | DEK 5 GW 148 | K.20 | 0522861068 | 4008190153687  | DEK 5 GW V KLEIN  | K.20 | 0526960074 | 4008190125882 | DEK 6 GW 74  | K.20 |
| 0522660149 | 4008190042134  | DEK 5 GW 149 | K.20 | 0522861069 | 4008190039417  | DEK 5 GW W KLEIN  | K.20 | 0526960075 | 4008190124571 | DEK 6 GW 75  | K.20 |
| 0522660150 | 4008190155353  | DEK 5 GW 150 | K.20 | 0522861070 | 4008190141615  | DEK 5 GW X KLEIN  | K.20 | 0526960076 | 4008190086617 | DEK 6 GW 76  | K.20 |
| 0522660151 | 4008190040840  | DEK 5 GW 151 | K.20 | 0522861071 | 4008190108496  | DEK 5 GW Y KLEIN  | K.20 | 0526960077 | 4008190047719 | DEK 6 GW 77  | K.20 |
| 0522660152 | 4008190116897  | DEK 5 GW 152 | K.20 | 0522861072 | 4008190074265  | DEK 5 GW Z KLEIN  | K.20 | 0526960078 | 4008190128388 | DEK 6 GW 78  | K.20 |
| 0522660153 | 4008190120443  | DEK 5 GW 153 | K.20 | 0523060001 | 4008190021726  | DEK 5 FWZ 1-10    | K.20 | 0526960079 | 4008190171391 | DEK 6 GW 79  | K.20 |
| 0522660154 | 4008190087456  | DEK 5 GW 154 | K.20 | 0523060011 | 4008190112219  | DEK 5 FWZ 11-20   | K.20 | 0526960080 | 4008190057671 | DEK 6 GW 80  | K.20 |
| 0522660155 | 4008190017941  | DEK 5 GW 155 | K.20 | 0523060021 | 4008190129897  | DEK 5 FWZ 21-30   | K.20 | 0526960081 | 4008190027544 | DEK 6 GW 81  | K.20 |
| 0522660156 | 4008190138653  | DEK 5 GW 156 | K.20 | 0523060031 | 4008190074678  | DEK 5 FWZ 31-40   | K.20 | 0526960082 | 4008190151584 | DEK 6 GW 82  | K.20 |
| 0522660157 | 4008190186012  | DEK 5 GW 157 | K.20 | 0523060041 | 4008190172480  | DEK 5 FWZ 41-50   | K.20 | 0526960083 | 4008190083670 | DEK 6 GW 83  | K.20 |
| 0522660158 | 4008190008291  | DEK 5 GW 158 | K.20 | 0523060051 | 4008190162436  | DEK 5 FWZ 51-60   | K.20 | 0526960084 | 4008190134877 | DEK 6 GW 84  | K.20 |
| 0522660159 | 4008190019457  | DEK 5 GW 159 | K.20 | 0523060061 | 4008190079482  | DEK 5 FWZ 61-70   | K.20 | 0526960085 | 4008190149437 | DEK 6 GW 85  | K.20 |
| 0522660160 | 4008190071868  | DEK 5 GW 160 | K.20 | 0523060071 | 4008190114589  | DEK 5 FWZ 71-80   | K.20 | 0526960086 | 4008190162689 | DEK 6 GW 86  | K.20 |
| 0522660161 | 4008190163846  | DEK 5 GW 161 | K.20 | 0523060081 | 4008190075873  | DEK 5 FWZ 81-90   | K.20 | 0526960087 | 4008190104955 | DEK 6 GW 87  | K.20 |
| 0522660162 | 4008190064938  | DEK 5 GW 162 | K.20 | 0523060091 | 4008190000653  | DEK 5 FWZ 91-100  | K.20 | 0526960088 | 4008190010195 | DEK 6 GW 88  | K.20 |
| 0522660163 | 4008190084448  | DEK 5 GW 163 | K.20 | 0523760000 | 4008190030551  | DK 4/32 2D CSA A2 | B.67 | 0526960089 | 4008190105501 | DEK 6 GW 89  | K.20 |
| 0522660164 | 4008190067182  | DEK 5 GW 164 | K.20 | 0525500000 | 4008190141554  | GZ 1.0A/F         | A.28 | 0526960090 | 4008190121884 | DEK 6 GW 90  | K.20 |
| 0522660165 | 4008190049133  | DEK 5 GW 165 | K.20 | 0525500000 | 4008190141554  | GZ 1.0A/F         | B.26 | 0526960091 | 4008190107277 | DEK 6 GW 91  | K.20 |
| 0522660166 | 4008190150471  | DEK 5 GW 166 | K.20 | 0525910000 | 40081900977054 | ZBE 6K SW         | H.5  | 0526960092 | 4008190055950 | DEK 6 GW 92  | K.20 |
| 0522660167 | 4008190023959  | DEK 5 GW 167 | K.20 | 0525960000 | 4008190145026  | ZBE 6K GE/GN      | H.5  | 0526960093 | 4008190004262 | DEK 6 GW 93  | K.20 |
| 0522660168 | 4008190087548  | DEK 5 GW 168 | K.20 | 0525980000 | 4008190060886  | ZBE 6K BL         | H.5  | 0526960094 | 4008190007093 | DEK 6 GW 94  | K.20 |
| 0522660169 | 4008190078256  | DEK 5 GW 169 | K.20 | 0526060000 | 4008190128647  | IK 6 GG ZBE6K     | H.4  | 0526960095 | 4008190101732 | DEK 6 GW 95  | K.20 |
| 0522660170 | 4008190107048  | DEK 5 GW 170 | K.20 | 0526080000 | 4008190032425  | IK 6 BL ZBE6K     | H.4  | 0526960096 | 4008190131081 | DEK 6 GW 96  | K.20 |
| 0522660171 | 4008190059729  | DEK 5 GW 171 | K.20 | 0526400000 | 4008190009923  | QB 75/6.2/9/WI    | 1.13 | 0526960097 | 4008190088781 | DEK 6 GW 97  | K.20 |
| 0522660172 | 4008190131371  | DEK 5 GW 172 | K.20 | 0526700000 | 4008190093723  | ISPF QB75 SW      | 1.13 | 0526960098 | 4008190009847 | DEK 6 GW 98  | K.20 |
| 0522660173 | 4008190165895  | DEK 5 GW 173 | K.20 | 0526760000 | 4008190157821  | ISPF QB75 RT      | 1.13 | 0526960099 | 4008190120900 | DEK 6 GW 99  | K.20 |
| 0522660174 | 4008190010423  | DEK 5 GW 174 | K.20 | 0526780000 | 4008190093105  | ISPF QB75 BL      | 1.13 | 0526960100 | 4008190059194 | DEK 6 GW 100 | K.20 |
| 0522660175 | 4008190162849  | DEK 5 GW 175 | K.20 | 0526960001 | 4008190128234  | DEK 6 GW 1        | K.20 | 0526960200 | 4032248028627 | DEK 6 GW 200 | K.20 |
| 0522660176 | 4008190089269  | DEK 5 GW 176 | K.20 | 0526960002 | 4008190160708  | DEK 6 GW 2        | K.20 | 0527660000 | 4008190082130 | DK 4/35      | A.12 |
| 0522660177 | 4008190014308  | DEK 5 GW 177 | K.20 | 0526960003 | 4008190122119  | DEK 6 GW 3        | K.20 | 0527680000 | 4008190103682 | DK 4/35 BL   | A.12 |
| 0522660178 | 4008190057718  | DEK 5 GW 178 | K.20 | 0526960004 | 4008190045968  | DEK 6 GW          |      |            |               |              |      |

| Order No.         | EAN No.       | Type                    | Page |
|-------------------|---------------|-------------------------|------|
| <b>0540000000</b> |               |                         |      |
| 0544120000        | 4008190162023 | SAK 2.5 LS KRG          | B.49 |
| 0544160000        | 4008190160715 | SAK 2.5 LS              | B.41 |
| 0544660000        | 4008190182724 | DK 4/32 1D CSA GET.SCH. | B.65 |
| 0545060000        | 4008190025878 | SAKR ST SE 2.4          | B.41 |
| 0545300000        | 4008190125080 | QB 58/8/9/WI            | I.13 |
| 0545400000        | 4008190028794 | QB 58/8/15              | I.13 |
| 0546000000        | 4008190116705 | ISPF QB58 SW            | I.13 |
| 0546040000        | 4008190497941 | ISPF QB58 RT            | I.13 |
| 0546080000        | 4008190927035 | ISPF QB58 BL            | I.13 |
| 0546900000        | 4008190097370 | G 25/0.25A/M GE         | B.26 |
| 0546900000        | 4008190097370 | G 25/0.25A/M GE         | A.28 |

| Order No.  | EAN No.       | Type                 | Page |
|------------|---------------|----------------------|------|
| 0608320000 | 4008190184940 | SAK 35N/35/IK KRG    | A.9  |
| 0608360000 | 4008190090197 | SAK 35N/35/IK        | A.5  |
| 0608370000 | 4008190104436 | SAK 35N/35/IK KRG/BL | A.9  |

| Order No.         | EAN No.        | Type                  | Page |
|-------------------|----------------|-----------------------|------|
| <b>0690000000</b> |                |                       |      |
| 0690700000        | 4008190015770  | H0,5/14 ORANGE        | J.9  |
| 0692160000        | 4008190151805  | DK 4/32 RC 220R/220NF | B.70 |
| 0697160000        | 4008190121716  | AKZ 2.5               | E.2  |
| 0697180000        | 4008190167448  | AKZ 2.5 BL            | E.2  |
| 0697260000        | 4008190128821  | AP AKZ2.5K            | I.6  |
| 0697360000        | 40081900998865 | AP AKZ2.5             | E.2  |
| 0697360000        | 40081900998865 | AP AKZ2.5             | I.6  |
| 0697380000        | 4008190018269  | AP AKZ2.5 BL          | E.2  |
| 0697380000        | 4008190018269  | AP AKZ2.5 BL          | I.6  |
| 0699660000        | 4008190041861  | AST 1/35 6.3/2.8      | A.36 |
| 0699760000        | 4008190133757  | AST 5/35 6.3          | A.37 |

| Order No.         | EAN No.       | Type                   | Page |
|-------------------|---------------|------------------------|------|
| <b>0550000000</b> |               |                        |      |
| 0550200000        | 4008190141844 | GL 110 AC/ZG203 SAKS6  | B.27 |
| 0550300000        | 4008190038298 | GL 220V AC/ZG233 SAKS6 | B.27 |
| 0550420000        | 4008190140373 | SAKT 1/DU2             | B.31 |
| 0550520000        | 4008190077389 | SAK 95 KRG             | B.9  |
| 0550620000        | 4008190166874 | SAK 35N KRG            | B.9  |
| 0550660000        | 4008190165925 | SAK 35N                | B.5  |
| 0550920000        | 4008190160845 | AP SAK95 KRG           | I.6  |
| 0550920000        | 4008190160845 | AP SAK95 KRG           | I.4  |
| 0550970000        | 4008190087968 | AP SAK95 KRG/BL        | I.6  |
| 0551100000        | 4008190052669 | VH 35/11/5.5 SAK95     | I.9  |
| 0551200000        | 4008190038526 | QL 2 SAKG28            | I.9  |
| 0553400000        | 4008190122263 | MB M5/M3 SW            | H.11 |
| 0555760000        | 4008190143749 | SAK 35N/IK             | B.5  |
| 0556660000        | 4008190123086 | SH 3                   | H.3  |
| 0556700000        | 4008190188412 | ZB 4/6                 | H.4  |
| 0556800000        | 4008190007751 | ZB 16/6                | H.4  |
| 0558360000        | 4008190075217 | DEK 5 FWZ U,V,W,N,PE   | K.20 |

| Order No.         | EAN No.       | Type                    | Page |
|-------------------|---------------|-------------------------|------|
| <b>0630000000</b> |               |                         |      |
| 0630200000        | 4008190024246 | KISC M5X50/26 SAK95     | I.9  |
| 0630360000        | 4008190093716 | SAK 4 S/35 6.3/2.8      | A.37 |
| 0630460000        | 4008190098599 | SAK 4 SS/35 6.3/2.8     | A.38 |
| 0631160000        | 4008190086840 | DK 4S SF 4X2.8          | B.38 |
| 0631260000        | 4008190073555 | DK 4S SF 6.3/2.8        | B.38 |
| 0631300000        | 4008190965013 | AP DK4Q DB              | I.6  |
| 0631360000        | 4008190101329 | AP DK4S                 | I.6  |
| 0631380000        | 4008190109820 | AP DK4S BL              | I.6  |
| 0631860000        | 4008190167417 | DEK 6 FWZ R,S,T,N,ERDE  | K.20 |
| 0631961187        | 4008190154561 | DEK 6 FWZ L1-PE         | K.20 |
| 0631961203        | 4008190037208 | DEK 6 FWZ L1-ERDE I.KRE | K.20 |
| 0632060000        | 4008190060329 | DEK 6,5 FWZ R,S,T,N,ERD | K.20 |
| 0632060000        | 4008190060329 | DEK 6,5 FWZ R,S,T,N,ERD | K.22 |
| 0632161187        | 4008190118365 | DEK 6,5 FW L1-PE        | K.22 |
| 0632161187        | 4008190118365 | DEK 6,5 FW L1-PE        | K.20 |
| 0632161203        | 4008190087227 | DEK 6,5 FW L1-ERDE I.KR | K.22 |
| 0632161203        | 4008190087227 | DEK 6,5 FW L1-ERDE I.KR | K.20 |
| 0632560000        | 4008190000684 | DEK 6 FW L,N,PE         | K.20 |
| 0632860000        | 4008190146719 | DK 4/32 LD 1D 48VAC CSA | B.63 |
| 0634100000        | 4008190083199 | AD 250                  | I.18 |
| 0634300000        | 4008190022426 | HP EK132/2 AD250        | I.18 |
| 0635060000        | 4008190012168 | AP DKIT4                | I.6  |
| 0635100000        | 4008190141745 | H1,5/16 ROT             | J.9  |
| 0635960000        | 4008190007140 | KLBUE SH1               | H.3  |
| 0636620000        | 4008190157876 | SAKG 70/35 II/GW        | A.44 |
| 0636800000        | 4008190152949 | FM 5/TS35               | H.11 |
| 0636900000        | 4008190174019 | FM 6/TS35               | H.11 |
| 0637120000        | 4008190111496 | SAKG 32/35 I            | A.42 |
| 0637220000        | 4008190083366 | SAKG 32/35 II           | A.44 |
| 0637320000        | 4008190018276 | SAKG 32/35 II           | A.43 |
| 0637420000        | 4008190070564 | SAKG 32/35 II/GW        | A.43 |
| 0637520000        | 4008190014872 | SAKG 40/35 I            | A.45 |
| 0637620000        | 4008190112189 | SAKG 40/35 II           | A.46 |
| 0637720000        | 4008190101367 | SAKG 40/35 II           | A.45 |
| 0637820000        | 4008190052409 | SAKG 40/35 II/GW        | A.45 |
| 0637920000        | 4008190122645 | SAKG 46/35 II           | A.46 |
| 0638020000        | 4008190008161 | SAKG 46/35 II/GW        | A.47 |
| 0638120000        | 4008190068646 | SAKG 54/35 II           | A.47 |
| 0638220000        | 4008190092443 | SAKG 54/35 II/GW        | A.47 |

| Order No.         | EAN No.       | Type                    | Page |
|-------------------|---------------|-------------------------|------|
| <b>1050000000</b> |               |                         |      |
| 1050760000        | 4008190072865 | WGB 5 ABDG.M.GRUPPENBEZ | K.16 |
| 1050960000        | 4008190076986 | WGB 8 ABDG.M.GRUPPENBEZ | K.16 |
| 1053460000        | 4008190102586 | WAD 5 MIT BLITZZEICHEN  | K.16 |
| 1053560000        | 4008190088537 | WAD 8 MIT BLITZZEICHEN  | K.16 |
| 1055960000        | 4008190154080 | WAD 12 M. BLITZZEICHEN  | K.16 |
| 1056060000        | 4008190048099 | WAD 5 NEUTRAL           | K.16 |
| 1056160000        | 4008190024888 | WAD 8 NEUTRAL           | K.16 |
| 1056260000        | 4008190083205 | WAD 12 NEUTRAL          | K.16 |
| 1058800000        | 4008190140175 | WTFW EN                 | A.34 |
| 1058800000        | 4008190140175 | WTFW EN                 | B.34 |
| 1059000000        | 4008190172282 | WEW 35/1                | H.3  |
| 1059000000        | 4008190172282 | WEW 35/1                | H.10 |

| Order No.         | EAN No.       | Type                   | Page |
|-------------------|---------------|------------------------|------|
| <b>0560000000</b> |               |                        |      |
| 0564900000        | 4008190099282 | QL 2 SAK35N            | I.9  |
| 0565000000        | 4008190076597 | QL 3 SAK35N            | I.9  |
| 0565100000        | 4008190162139 | QL 4 SAK35N            | I.9  |
| 0565200000        | 4008190174286 | QL 10 SAK35N           | I.9  |
| 0565380000        | 4008190093440 | IK 4/6 BL ZB4/6        | H.4  |
| 0565460000        | 4008190032609 | ZB 4/6K GE/GN          | H.5  |
| 0565480000        | 4008190086831 | ZB 4/6K BL             | H.5  |
| 0565560000        | 4008190112448 | IK 16/6 GG ZB16        | H.4  |
| 0565580000        | 4008190161774 | IK 16/6 BL ZB16/6      | H.4  |
| 0565600000        | 4008190187071 | H1,5/24 ROT            | J.9  |
| 0565700000        | 4008190026837 | H6/26 SCHWARZ          | J.9  |
| 0565800000        | 4008190138646 | H10/28 ELFENBEIN       | J.9  |
| 0565900000        | 4008190022181 | H16/24 GRÜN            | J.9  |
| 0566000000        | 4008190165406 | H16/28 GRÜN            | J.9  |
| 0566700000        | 4008190000127 | BEZ.-KARTE ADP         | I.16 |
| 0567260000        | 4008190149161 | SAK 2.5/35 LL          | A.41 |
| 0567300000        | 4008190052423 | PZ 3                   | J.8  |
| 0569560000        | 4008190164034 | DK 4/32 GL 100K 115VAC | B.64 |
| 0569660000        | 4008190043681 | ZB 16/6K GE/GN         | H.5  |
| 0569680000        | 4008190024369 | ZB 16/6K BL            | H.5  |

| Order No.         | EAN No.       | Type                    | Page |
|-------------------|---------------|-------------------------|------|
| <b>0640000000</b> |               |                         |      |
| 0641720000        | 4008190166304 | SH 2 S                  | H.3  |
| 0642600000        | 4008190058258 | FKSC M6X8 D9/SW3        | H.11 |
| 0642760000        | 4008190043209 | DK 4/32 2D CSA GET.SCH. | B.66 |
| 0646260000        | 4008190178574 | MOFU 35/LO/1            | H.11 |
| 0646460000        | 4008190060794 | G 25/0.80A/M GR         | A.28 |
| 0646460000        | 4008190060794 | G 25/0.80A/M GR         | B.26 |
| 0646560000        | 4008190144043 | DK 4/32 LD GR 24VDC A2  | B.62 |

| Order No.         | EAN No.       | Type                   | Page |
|-------------------|---------------|------------------------|------|
| <b>1060000000</b> |               |                        |      |
| 1061200000        | 4008190030230 | WEW-35/2               | H.3  |
| 1061200000        | 4008190030230 | WEW-35/2               | H.10 |
| 1062860000        | 4008190127732 | WAD 27 M. BLITZZEICHEN | K.16 |
| 1062960000        | 4008190148225 | WAD 27 NEUTRAL         | K.16 |
| 1067600000        | 4008190099657 | WSH 32/1               | H.10 |
| 1068700000        | 4008190118389 | WEW 35                 | G.6  |

| Order No.         | EAN No.       | Type                | Page |
|-------------------|---------------|---------------------|------|
| <b>0570000000</b> |               |                     |      |
| 0571200000        | 4008190174200 | SSCH 6X6X1000 MS/BK | H.2  |
| 0571300000        | 4008190015039 | SSCH 6X6X1000 CU/SN | H.2  |
| 0572680000        | 4008190128395 | SAKR SL 2STB BL     | B.42 |
| 0573120000        | 4008190076139 | SAKS 7/G20          | B.27 |
| 0576120000        | 4008190021498 | SAKS 7/G25          | B.27 |
| 0576260000        | 4008190163297 | DEK 5 GW            | K.20 |
| 0576261198        | 4008190042907 | DEK 5 GW +          | K.20 |
| 0576261199        | 4008190429058 | DEK 5 GW -          | K.20 |
| 0576261202        | 4008190040352 | DEK 5 GW ERDE       | K.20 |
| 0576261203        | 4008190167097 | DEK 5 GW ERDE I.KR. | K.20 |
| 0576261215        | 4008190010003 | DEK 5 GW W-STROM    | K.20 |
| 0576291737        | 4008190118228 | DEK 5 GW RT/SW      | K.20 |
| 0576291741        | 4008190081393 | DEK 5 GW BL/SW -    | K.20 |
| 0576700000        | 4008190119881 | AD 4 SAK35N         | I.17 |

| Order No.         | EAN No.       | Type                   | Page |
|-------------------|---------------|------------------------|------|
| <b>0660000000</b> |               |                        |      |
| 0661060000        | 4008190135287 | EK 2.5/35              | A.14 |
| 0661160000        | 4008190038823 | EK 4/35                | A.14 |
| 0661260000        | 4008190096588 | EK 6/35                | A.15 |
| 0661360000        | 4008190080594 | EK 10/35               | A.15 |
| 0661460000        | 4008190147600 | EK 35/35               | A.16 |
| 0662220000        | 4008190140991 | SAK 95/35 KRG          | A.10 |
| 0663160000        | 4008190022365 | DK 4/35 GL 330K 230VAC | A.52 |
| 0663960000        | 4008190147853 | DK 4/32 2D A1          | B.67 |
| 0664860000        | 4008190103279 | AST 1/35 6.3           | A.36 |
| 0664960000        | 4008190043322 | AST 5/35 SF 6.3/2.8    | A.37 |
| 0667520000        | 4008190093976 | SAKS 3/35 GZ/6.3X32    | A.25 |

| Order No.         | EAN No.       | Type     | Page |
|-------------------|---------------|----------|------|
| <b>1070000000</b> |               |          |      |
| 1071900000        | 4008190462949 | EW 15/2  | H.10 |
| 1079900000        | 4008190379254 | WSH 4 MT | G.9  |

| Order No.         | EAN No.       | Type                  | Page |
|-------------------|---------------|-----------------------|------|
| <b>0580000000</b> |               |                       |      |
| 0582360000        | 4008190125363 | DEK 5 FSZ 2,4,6...16  | K.20 |
| 0582360018        | 4008190187422 | DEK 5 FSZ 18,20,...32 | K.20 |
| 0582460000        | 4008190090692 | SAK 35/35/IK          | A.5  |
| 0582560000        |               | AP TOP2.ST-AST6T      | I.4  |

| Order No.         | EAN No.       | Type                    | Page |
|-------------------|---------------|-------------------------|------|
| <b>0680000000</b> |               |                         |      |
| 0685260000        | 4008190175986 | DK 4/32 1D 1K5          | B.67 |
| 0686360000        | 4008190028992 | DK 4/32 LD GR 24VDC CSA | B.62 |
| 0686560000        | 4008190137458 | DK 4S/35 SF 4X2.8       | A.40 |
| 0686660000        | 4008190100254 | DK 4S/35 SF 6.3/2.8     | A.39 |
| 0687020000        | 4008190113544 | SAK 2.5 ST WA 2.4       | B.48 |
| 0687360000        | 4008190059743 | DKT 4                   | B.17 |
| 0687460000        | 4008190148690 | DKT 4/35                | A.19 |
| 0687560000        | 4008190009465 | AP DKT4 PA              | I.6  |
| 0687900000        | 4008190086459 | FM 4/TS35               | G.10 |
| 0687900000        | 4008190086459 | FM 4/TS35               | H.11 |
| 0688660000        | 4008190148461 | DEK 6 FW 1-5 (10X)      | K.20 |

| Order No.         | EAN No.       | Type        | Page |
|-------------------|---------------|-------------|------|
| <b>1080000000</b> |               |             |      |
| 1080100000        | 4008190965143 | WSH 5       | G.6  |
| 1080200000        | 4008190965150 | WSH 6       | G.6  |
| 1082400000        | 4008190989057 | BFEH 1/WSH  | G.7  |
| 1083100000        | 4008190053246 | WSH 18 MT   | G.7  |
| 1083200000        | 4008190059538 | WSH 19 MT   | G.7  |
| 1083900000        | 4008190065515 | SMSE WSH U1 | G.7  |

| Order No. | EAN No. | Type | Page |
|-----------|---------|------|------|
|-----------|---------|------|------|

| Order No.         | EAN No.        | Type                    | Page | Order No.         | EAN No.       | Type                    | Page | Order No.         | EAN No.       | Type                     | Page |
|-------------------|----------------|-------------------------|------|-------------------|---------------|-------------------------|------|-------------------|---------------|--------------------------|------|
| 1276960081        | 4008190155001  | DEK 8 FWZ 81-90         | K.20 | <b>1330000000</b> |               |                         |      | <b>1610000000</b> |               |                          |      |
| 1276960081        | 4008190155001  | DEK 8 FWZ 81-90         | K.22 | 1333100000        | 4008190160364 | H2,5/14S BLAU           | J.12 | 1610000000        | 4008190263171 | ZS 10/5 MC NEUTRAL       | K.11 |
| 1276960091        | 4008190079062  | DEK 8 FWZ 91-100        | K.20 | 1333200000        | 4008190188016 | AP TW/SS.../35          | I.6  | 1610010000        | 4008190263423 | ZS 10/5 MC BEDRUCKT      | K.11 |
| 1276960091        | 4008190079062  | DEK 8 FWZ 91-100        | K.22 | 1338060000        | 4008190167141 | DK 4Q/TC TYP J          | B.34 | 1610020000        | 4008190444600 | ZS 12/6 MC NEUTRAL       | K.11 |
| 1276960101        | 4032248028085  | DEK 8 FWZ 101-110       | K.22 | 1338160000        | 4008190097769 | DK 4Q/TC TYP T          | B.34 | 1610030000        | 4008190456689 | ZS 12/6 BEDRUCKT         | K.11 |
| 1276960101        | 4032248028085  | DEK 8 FWZ 101-110       | K.20 | 1338260000        | 4008190109561 | DK 4Q/TC TYP K          | B.34 | 1610110000        | 4008190185305 | TSTW D 4.3               | H.11 |
| 1276960111        | 4008190135577  | DEK 8 FWZ 111-120       | K.20 | 1338300000        | 4008190030483 | EK 70/35/M.2ZB OJK      | A.17 | 1611930000        | 4008190002251 | ZGB 30                   | K.17 |
| 1276960111        | 4008190135577  | DEK 8 FWZ 111-120       | K.22 | <b>1350000000</b> |               |                         |      | 1615280000        | 4008190193850 | AP MAK2.5                | I.6  |
| 1276960121        | 4008190168339  | DEK 8 FWZ 121-130       | K.20 | 1358460000        | 4008190128883 | DEK 5 FW 1,3,5,...99    | K.20 | <b>1630000000</b> |               |                          |      |
| 1276960121        | 4008190168339  | DEK 8 FWZ 121-130       | K.22 | 1358560000        | 4008190075156 | DEK 5 FW 2,4,...100     | K.20 | 1631930000        | 4008190206680 | SCHT 5 S                 | K.15 |
| 1276960121        | 4008190168339  | DEK 8 FWZ 121-130       | K.22 | 1358660000        | 4008190139993 | DEK 6 FW 1,3,5,...99    | K.20 | 1633260000        | 4008190257729 | AP VL1.5                 | I.6  |
| 1276960131        | 4008190164713  | DEK 8 FWZ 131-140       | K.22 | 1358760000        | 4008190095666 | DEK 6 FW 2,4,...100     | K.20 | 1633320000        | 4008190257774 | AP VL1.5/PE              | I.6  |
| 1276960131        | 4008190164713  | DEK 8 FWZ 131-140       | K.20 | <b>1360000000</b> |               |                         |      | 1635000000        | 4008190261948 | WS 10/5 MC NEUTRAL       | K.11 |
| 1276960141        | 4032248028092  | DEK 8 FWZ 141-150       | K.20 | 1368720000        | 4008190047818 | SAKS 2/35               | A.26 | 1635010000        | 4008190456634 | WS 10/5 MC BEDRUCKT      | K.11 |
| 1276960141        | 4032248028092  | DEK 8 FWZ 141-150       | K.22 | <b>1370000000</b> |               |                         |      | 1636530000        | 4008190297053 | ZGB 15                   | K.17 |
| 1277060000        | 4008190088705  | DEK 8 NEUTRAL           | K.22 | 1378160000        | 4008190183851 | ADP 4/300               | I.16 | <b>1640000000</b> |               |                          |      |
| 1277060000        | 4008190088705  | DEK 8 NEUTRAL           | K.20 | <b>1380000000</b> |               |                         |      | 1640740000        | 4008190279103 | WS 8/5 MC NEUTRAL        | K.11 |
| 1277060000        | 4008190088705  | DEK 8 NEUTRAL           | K.9  | 1381600000        | 4008190121464 | EP 1/BW SAKG32/35 HP/DB | I.5  | 1640750000        | 4008190456627 | WS 8/5 MC BEDRUCKT       | K.11 |
| 1277091686        | 4032248048045  | DEK 8 RT NEUTRAL        | K.20 | <b>1390000000</b> |               |                         |      | 1646630000        | 4008190401214 | ZS 15/5 MC NEUTRAL       | K.11 |
| 1277091686        | 4032248048045  | DEK 8 RT NEUTRAL        | K.22 | 1397160000        | 4008190125899 | AP DK4Q                 | B.34 | 1646640000        | 4008190456696 | ZS 15/5 MC BEDRUCKT      | K.11 |
| 1277091687        | 40081900944537 | DEK 8 GE NEUTRAL        | K.22 | 1397160000        | 4008190125899 | AP DK4Q                 | A.34 | <b>1650000000</b> |               |                          |      |
| 1277091687        | 40081900944537 | DEK 8 GE NEUTRAL        | K.20 | 1397160000        | 4008190125899 | AP DK4Q                 | I.6  | 1653340001        | 4008190403805 | DEK 8 FW 1-50 TAMPOPR.   | K.22 |
| 1277091688        | 40081900944544 | DEK 8 GN NEUTRAL        | K.22 | 1397180000        | 4008190171728 | AP DK4Q BL              | I.6  | 1653340051        | 4008190403812 | DEK 8 FW 51-100 TAMPOPR. | K.22 |
| 1277091688        | 40081900944544 | DEK 8 GN NEUTRAL        | K.20 | 1397180000        | 4008190171728 | AP DK4Q BL              | I.6  | 1653350001        | 4008190403843 | DEK 8 FS 1-50 TAMPOPR.   | K.20 |
| 1277091689        | 40081900944551 | DEK 8 VI NEUTRAL        | K.22 | 1398760000        | 4008190059576 | DK 4Q ST WA 2.4         | B.40 | 1653350051        | 4008190403836 | DEK 8 FS 51-100 TAMPOPR. | K.22 |
| 1277091689        | 40081900944551 | DEK 8 VI NEUTRAL        | K.20 | <b>1400000000</b> |               |                         |      | <b>1670000000</b> |               |                          |      |
| 1277091690        | 40081900944568 | DEK 8 OR NEUTRAL        | K.22 | 1404520000        | 4008190170400 | SAKC 10/35 1STB4 KRG    | A.20 | 1670290000        | 4008190430368 | WS 10/3,5 NEUTRAL        | K.11 |
| 1277091690        | 40081900944568 | DEK 8 OR NEUTRAL        | K.20 | <b>1430000000</b> |               |                         |      | 1670360000        | 4008190431242 | QVSK 2 SAKT1             | I.20 |
| 1278460000        | 4008190086930  | SCHT 9/4                | K.16 | 1430760000        | 4008190132897 | ADP 4/1000              | I.16 | 1675350000        | 4008190450083 | KLBU 2X2-6               | G.4  |
| <b>1280000000</b> |                |                         |      | <b>1440000000</b> |               |                         |      | 1677140000        | 4008190475482 | MF 8/5 MC NEUTRAL        | K.13 |
| 1284060000        | 4008190017347  | DK 4Q/35/TC TYP J       | A.34 | 1447260000        | 4008190144661 | WS 10/6 SONDERDRUCK     | K.11 | 1677150000        | 4008190475499 | MF 8/5 MC SONDERDRUCK    | K.13 |
| 1284160000        | 4008190033569  | DK 4Q/35/TC TYP K       | A.34 | <b>1570000000</b> |               |                         |      | 1677160000        | 4008190475505 | MF 10/5 MC NEUTRAL       | K.13 |
| 1285660000        | 4008190086060  | DK 4Q/35/TC TYP T       | A.34 | 1572000000        | 4008190177164 | DEK 5 FWZ 1-9           | K.20 | 1677170000        | 4008190475512 | MF 10/5 MC SONDERDRUCK   | K.13 |
| 1286600000        | 4008190144777  | TST 2/M5                | H.11 | <b>1590000000</b> |               |                         |      | 1677180000        | 4008190470579 | MF 12/5 MC NEUTRAL       | K.13 |
| 1287700000        | 4008190132392  | BST 2 BEZEICHNUNGSSSTR. | I.17 | 1592810000        | 4008190182250 | KLBU 4-13.5             | G.4  | 1677190000        | 4008190470586 | MF 12/5 MC SONDERDRUCK   | K.13 |
| 1287860000        | 4008190040208  | TBS 2                   | I.17 | 1593540000        | 4008190185725 | SAKH 35/M.AP.CUN/EP/SW  | D.7  | 1677220000        | 4008190475529 | MF 10/6 MC NEUTRAL       | K.13 |
| 1287920000        | 4008190006372  | SAKG 46 I/AL            | B.59 | 1595960000        | 4008190164324 | AP DLD2.5/PE            | I.6  | 1677230000        | 4008190475536 | MF 10/6 MC SONDERDRUCK   | K.13 |
| 1289660001        | 4008190124656  | DEK 8 FSZ 1-10          | K.22 | 1596240000        | 4008190093570 | SAKH 35 EP/SW           | D.7  | 1678650000        | 4008190466763 | FK 4                     | I.14 |
| 1289660001        | 4008190124656  | DEK 8 FSZ 1-10          | K.20 | 1598080000        | 4008190020729 | SAKK 4 KER/WS           | D.2  | <b>1680000000</b> |               |                          |      |
| 1289660011        | 4008190024345  | DEK 8 FSZ 11-20         | K.20 | 1598090000        | 4008190185565 | SAKK 10 KER/WS          | D.3  | 1681080001        | 4008190899141 | MF 10/5 MC FW 1-50       | K.13 |
| 1289660011        | 4008190024345  | DEK 8 FSZ 11-20         | K.22 | <b>1600000000</b> |               |                         |      | 1681080051        | 4008190899158 | MF 10/5 MC FW 51-100     | K.13 |
| 1289660021        | 4008190041700  | DEK 8 FSZ 21-30         | K.20 | 1600480000        | 4008190130589 | KLBU 3-8                | G.4  | 1681080101        | 4008190899165 | MF 10/5 MC FW 101-150    | K.13 |
| 1289660021        | 4008190041700  | DEK 8 FSZ 21-30         | K.22 | 1600490000        | 4008190151874 | KLBU 10-20              | G.4  | 1681080151        | 4008190899189 | MF 10/5 MC FW 151-200    | K.13 |
| 1289660031        | 4008190022457  | DEK 8 FSZ 31-40         | K.20 | 1609800000        | 4008190397111 | DEK 5/5 MC-10 NEUT. VAR | K.20 | 1681191187        | 4008190292534 | MF 10/5 MC GW PE         | K.13 |
| 1289660031        | 4008190022457  | DEK 8 FSZ 31-40         | K.22 | 1609801044        | 4008190397111 | DEK 5/5 MC-10 NEUT. WS  | K.9  | 1681200001        | 4008190910150 | MF 10/5 MC FS 1-50       | K.13 |
| 1289660041        | 4008190085070  | DEK 8 FSZ 41-50         | K.22 | 1609801044        | 4008190397111 | DEK 5/5 MC-10 NEUT. WS  | K.9  | 1681200051        | 4008190910167 | MF 10/5 MC FS 51-100     | K.13 |
| 1289660041        | 4008190085070  | DEK 8 FSZ 41-50         | K.20 | 1609801686        | 4008190397128 | DEK 5/5 MC-10 NEUT. RT  | K.20 | 1681200101        | 4008190910174 | MF 10/5 MC FS 101-150    | K.13 |
| 1289660051        | 4008190074685  | DEK 8 FSZ 51-60         | K.22 | 1609801687        | 4008190397135 | DEK 5/5 MC-10 NEUT. GE  | K.20 | 1681200151        | 4008190910181 | MF 10/5 MC FS 151-200    | K.13 |
| 1289660051        | 4008190074685  | DEK 8 FSZ 51-60         | K.20 | 1609801688        | 4008190397142 | DEK 5/5 MC-10 NEUT. GN  | K.20 | 1681210001        | 4008190929558 | MF 10/5 MC FSZ 1-10      | K.13 |
| 1289660061        | 4008190181598  | DEK 8 FSZ 61-70         | K.20 | 1609801691        | 4008190397159 | DEK 5/5 MC-10 NEUT. GR  | K.20 | 1681213117        | 4008190935856 | MF 10/6 MC FWZ L1,L2-PE  | K.13 |
| 1289660061        | 4008190181598  | DEK 8 FSZ 61-70         | K.22 | 1609801693        | 4008190397166 | DEK 5/5 MC-10 NEUT. BL  | K.20 | 1681341075        | 4008190943677 | MF 10/6 MC GW L1         | K.13 |
| 1289660071        | 4008190026424  | DEK 8 FSZ 71-80         | K.22 | 1609801699        | 4008190397175 | DEK 5/5 MC-10 NEUT. WS  | K.9  | 1681341076        | 4008190943684 | MF 10/6 MC GW L2         | K.13 |
| 1289660071        | 4008190026424  | DEK 8 FSZ 71-80         | K.20 | 1609801988        | 4008190456597 | DEK 5/5 MC BEDRUCKT     | K.9  | 1681341077        | 4008190943691 | MF 10/6 MC GW L3         | K.13 |
| 1289660081        | 4008190023935  | DEK 8 FSZ 81-90         | K.22 | 1609810000        | 4008190456597 | DEK 5/5 MC BEDRUCKT     | K.9  | 1681351187        | 4008190322748 | MF 10/6 MC GW PE         | K.13 |
| 1289660081        | 4008190023935  | DEK 8 FSZ 81-90         | K.20 | 1609810000        | 4008190456597 | DEK 5/5 MC BEDRUCKT     | K.20 | 1681360001        | 4008190322779 | MF 10/6 MC FS 1-50       | K.13 |
| 1289660091        | 4008190103576  | DEK 8 FSZ 91-100        | K.20 | 1609810000        | 4008190456597 | DEK 5/5 MC BEDRUCKT     | K.20 | 1681360051        | 4008190322786 | MF 10/6 MC FS 51-100     | K.13 |
| 1289660091        | 4008190103576  | DEK 8 FSZ 91-100        | K.22 | 1609820000        | 4008190203436 | DEK 5/6 MC NEUTRAL      | K.9  | 1681360101        | 4008190322793 | MF 10/6 MC FS 101-150    | K.13 |
| 1289690000        | 4008190144159  | DEK 8 BEDR./FARBIG      | K.20 | 1609820000        | 4008190203436 | DEK 5/6 MC NEUTRAL      | K.20 | 1681360151        | 4008190322809 | MF 10/6 MC FS 151-200    | K.13 |
| 1289690000        | 4008190144159  | DEK 8 BEDR./FARBIG      | K.22 | 1609830000        | 4008190456603 | DEK 5/6 MC BEDRUCKT     | K.9  | 1681370001        | 4008190943936 | MF 10/6 MC FSZ 1-10      | K.13 |
| <b>1300000000</b> |                |                         |      | 1609830000        | 4008190456603 | DEK 5/6 MC BEDRUCKT     | K.20 | 1681391187        | 4008190935870 | MF 10/6 MC GS PE         | K.13 |
| 1303360000        | 4008190084950  | AKE 2.5                 | E.4  | 1609840000        | 4008190203429 | DEK 5/6,5 MC NEUTRAL    | K.9  | <b>1690000000</b> |               |                          |      |
| 1304860000        | 4008190030896  | DKT 4V 2STB             | B.17 | 1609840000        | 4008190203429 | DEK 5/6,5 MC NEUTRAL    | K.9  | 1692261001        | 4032248032365 | KLBU 3-8 SC              | G.8  |
| 1304960000        | 4008190185503  | DKT 4V/35 2STB          | A.19 | 1609850000        | 4008190456610 | DEK 5/6,5 MC BEDRUCKT   | K.9  | <b>1710000000</b> |               |                          |      |
| <b>1310000000</b> |                |                         |      | 1609860000        | 4008190203481 | WS 12/5 MC NEUTRAL      | K.11 | 1712311001        | 4032248032358 | KLBU 4-13.5 SC           | G.8  |
| 1312500000        | 4008190039837  | Q 2 DLI                 | I.11 | 1609870000        | 4008190456641 | WS 12/5 MC BEDRUCKT     | K.11 | 1712321001        | 4032248032341 | KLBU 10-20 SC            | G.8  |
| 1312600000        | 4008190024604  | Q 3 DLI                 | I.11 | 1609880000        | 4008190203504 | WS 15/5 MC NEUTRAL      | K.11 | 1715970000        | 4008190353100 | WSH 3/H/N                | G.6  |
| 1312700000        | 4008190162122  | Q 4 DLI                 | I.11 | 1609890000        | 4008190456672 | WS 15/5 MC BEDRUCKT     | K.11 | 1716240000        | 4008190377137 | SAK 4                    | B.3  |
| 1313100000        | 4008190167622  | Q 10 DLI                | I.11 | 1609900000        | 4008190203467 | WS 12/6 MC NEUTRAL      | K.11 | 1716300000        | 4008190350499 | KLBU 15-32               | G.4  |
| 13132             |                |                         |      |                   |               |                         |      |                   |               |                          |      |



| Order No. | EAN No. | Type | Page |
|-----------|---------|------|------|
|-----------|---------|------|------|

## 1720000000

|            |               |                      |      |
|------------|---------------|----------------------|------|
| 1720620000 | 4008190362300 | DEK 5/7,5 MC NEUTRAL | K.9  |
| 1720620000 | 4008190362300 | DEK 5/7,5 MC NEUTRAL | K.20 |
| 1723800000 | 4008190377038 | BS 35II KLBÜ HOLDER  | G.10 |
| 1723810000 | 4008190377007 | BS 35II KLBÜ3-8      | G.10 |
| 1723820000 | 4008190377014 | BS 35II/KLBÜ 4-13.5  | G.10 |
| 1724580000 | 4008190377717 | FM 4.2/TS35          | H.11 |

## 1740000000

|            |               |                       |      |
|------------|---------------|-----------------------|------|
| 1742630000 | 4008190980764 | BTWZ KLBÜ             | G.8  |
| 1746130000 | 4008190986834 | SSCH 10X3X1000 ST/ZN  | G.5  |
| 1746130000 | 4008190986834 | SSCH 10X3X1000 ST/ZN  | G.7  |
| 1746130000 | 4008190986834 | SSCH 10X3X1000 ST/ZN  | G.4  |
| 1747350000 | 4032248003372 | TS 35X7.5 2M/CRN      | H.9  |
| 1749151001 | 4032248064441 | KLBUE CO 3            | G.5  |
| 1749161001 | 4032248064458 | KLBUE CO 4            | G.5  |
| 1749430000 | 4032248013210 | BS 35II KLBÜ3-8/2X2-6 | G.10 |

## 1750000000

|            |               |                      |      |
|------------|---------------|----------------------|------|
| 1752131001 | 4032248064434 | KLBUE CO 2           | G.5  |
| 1752681001 | 4032248044399 | KLBÜ 3-8 CPF SS      | G.11 |
| 1752691001 | 4032248044429 | KLBÜ 4-13.5 CPF      | G.11 |
| 1752701001 | 4032248044436 | KLBÜ 10-20 CPF       | G.11 |
| 1752711001 | 4032248044443 | KLBÜ 15-32 CPF       | G.11 |
| 1752950000 | 4008190022624 | WSH 20 MT            | G.7  |
| 1753311001 | 4032248064427 | KLBUE CO 1           | G.5  |
| 1753320000 | 4032248009015 | AP ASK1 DB           | I.6  |
| 1755081001 | 4032248064472 | KLBUE CO 5           | G.5  |
| 1755270000 | 4032248017348 | DEK 5/3,5 MC NEUTRAL | K.9  |
| 1755270000 | 4032248017348 | DEK 5/3,5 MC NEUTRAL | K.20 |
| 1755280001 | 4032248017392 | DEK 5/3,5 MC GW 1    | K.20 |
| 1755280002 | 4032248017379 | DEK 5/3,5 MC GW 2    | K.20 |
| 1755280003 | 4032248017386 | DEK 5/3,5 MC GW 3    | K.20 |
| 1755280004 | 4032248017393 | DEK 5/3,5 MC GW 4    | K.20 |
| 1755280005 | 4032248017409 | DEK 5/3,5 MC GW 5    | K.20 |
| 1755280006 | 4032248017416 | DEK 5/3,5 MC GW 6    | K.20 |
| 1755280007 | 4032248017423 | DEK 5/3,5 MC GW 7    | K.20 |
| 1755280008 | 4032248017430 | DEK 5/3,5 MC GW 8    | K.20 |
| 1755280009 | 4032248017447 | DEK 5/3,5 MC GW 9    | K.20 |
| 1755281000 | 4032248017454 | DEK 5/3,5 MC GW 0    | K.20 |

## 1760000000

|            |               |                          |      |
|------------|---------------|--------------------------|------|
| 1760720000 | 4008190068714 | BS 35/WSH 2              | G.7  |
| 1762320001 | 4032248043552 | DEK 5/3,5 MC FSZ 1-10    | K.20 |
| 1762320011 | 4032248043569 | DEK 5/3,5 MC FSZ 11-20   | K.20 |
| 1762320021 | 4032248043576 | DEK 5/3,5 MC FSZ 21-30   | K.20 |
| 1762320031 | 4032248043583 | DEK 5/3,5 MC FSZ 31-40   | K.20 |
| 1762320041 | 4032248043590 | DEK 5/3,5 MC FSZ 41-50   | K.20 |
| 1762320051 | 4032248043606 | DEK 5/3,5 MC FSZ 51-60   | K.20 |
| 1762320061 | 4032248043613 | DEK 5/3,5 MC FSZ 61-70   | K.20 |
| 1762320071 | 4032248043620 | DEK 5/3,5 MC FSZ 71-80   | K.20 |
| 1762320081 | 4032248043637 | DEK 5/3,5 MC FSZ 81-90   | K.20 |
| 1762320091 | 4032248043644 | DEK 5/3,5 MC FSZ 91-100  | K.20 |
| 1762320101 | 4032248043651 | DEK 5/3,5 MC FSZ 101-110 | K.20 |
| 1762320111 | 4032248043668 | DEK 5/3,5 MC FSZ 111-120 | K.20 |
| 1762320121 | 4032248043675 | DEK 5/3,5 MC FSZ 121-130 | K.20 |
| 1762320131 | 4032248043682 | DEK 5/3,5 MC FSZ 131-140 | K.20 |
| 1762320141 | 4032248043689 | DEK 5/3,5 MC FSZ 141-150 | K.20 |
| 1767090000 | 4032248112906 | SPEEDMARKING-LASER       | K.18 |
| 1767730000 | 4032248102532 | DEK 5/3,5 MC bedruckt    | K.9  |
| 1767730000 | 4032248102532 | DEK 5/3,5 MC bedruckt    | K.20 |
| 1768020000 | 4032248109296 | BS 35II KLBÜ2X3-8/2X2-6  | G.10 |
| 1768090000 | 4032248106271 | WS 14/5 MC neutral       | K.11 |

## 1770000000

|            |               |                              |      |
|------------|---------------|------------------------------|------|
| 1770070000 | 4032248117468 | Toner für Speedmarking-Laser | K.18 |
| 1770490000 | 4032248119738 | DEK 5/7,5 MC Sonderdruck     | K.9  |
| 1773330001 | 4032248140855 | WS 12/5 FWZ 1-10             | K.10 |
| 1773330011 | 4032248140879 | WS 12/5 FWZ 11-20            | K.10 |
| 1773330021 | 4032248140886 | WS 12/5 FWZ 21-30            | K.10 |
| 1773330031 | 4032248140893 | WS 12/5 FWZ 31-40            | K.10 |
| 1773330041 | 4032248140909 | WS 12/5 FWZ 41-50            | K.10 |
| 1773360000 | 4032248140961 | WS 8/5 Sonderdr. Laser       | K.10 |
| 1773370000 | 4032248140978 | WS 10/5 Sonderdr. Laser      | K.10 |
| 1773380000 | 4032248140985 | WS 12/5 Sonderdr. Laser      | K.10 |
| 1773410000 | 4032248141111 | AP 100 GR                    | I.6  |
| 1773430001 | 4032248141326 | WS 12/5 FSZ 1-10             | K.10 |
| 1773430011 | 4032248141333 | WS 12/5 FSZ 11-20            | K.10 |
| 1773430021 | 4032248141340 | WS 12/5 FSZ 21-30            | K.10 |
| 1773430031 | 4032248141357 | WS 12/5 FSZ 31-40            | K.10 |
| 1773430041 | 4032248141364 | WS 12/5 FSZ 41-50            | K.10 |
| 1778270000 | 4032248161041 | WS 12/3,5 MC neutral         | K.11 |
| 1778280000 | 4032248161058 | WS 12/3,5 MC Sonderdr.       | K.11 |
| 1779100000 | 4032248169894 | TSTW 5/M5 ZN                 | H.11 |

## 1780000000

|            |               |                     |      |
|------------|---------------|---------------------|------|
| 1782880000 | 4032248179527 | Magazin SMark Laser | K.18 |
| 1783550000 | 4032248189847 | AP DLD.5 DB         | I.6  |
| 1783800000 | 4032248189830 | AP DLD2.5/PE DB     | I.6  |
| 1784150000 | 4032248190140 | AP VLI1.5 DB        | I.6  |
| 1784160000 | 4032248190157 | AP VLI1.5/PE DB     | I.6  |

| Order No. | EAN No. | Type | Page |
|-----------|---------|------|------|
|-----------|---------|------|------|

|            |               |              |     |
|------------|---------------|--------------|-----|
| 1784210000 | 4032248189878 | AP DLD2.5 DB | I.6 |
| 1784390000 | 4032248259694 | SAK 16/EN BL | C.3 |
| 1784400000 | 4032248259700 | SAK 35/EN BL | C.4 |
| 1784410000 | 4032248259717 | SAK 10/EN BL | C.3 |

## 1790000000

|            |               |                         |      |
|------------|---------------|-------------------------|------|
| 1790080000 | 4032248214105 | AP 110 GR               | I.6  |
| 1792000000 | 4032248223862 | WS 10/5 MC Midd. Neutr. | K.11 |
| 1792010000 | 4032248223879 | WS 10/5 MC Midd. Sonder | K.11 |
| 1797460000 | 4032248238682 | Tintenpatrone PrintJet  | K.19 |

## 1800000000

|            |               |                    |      |
|------------|---------------|--------------------|------|
| 1802690000 | 4032248257201 | TS 27X12.5M/ST/FZN | G.11 |
| 1805480000 | 4032248270224 | BZT 2 WS 10/5      | K.14 |
| 1805490000 | 4032248270231 | BZT 1 WS 10/5      | K.14 |
| 1805520000 | 4032248270248 | BZT 1 ZA WS10/5    | K.14 |
| 1805530000 | 4032248270255 | BZT 2 ZA WS 10/5   | K.14 |
| 1805880000 | 4032248273614 | Snap Mark I        | K.14 |
| 1806120000 | 4032248275298 | EM 8/30            | K.17 |
| 1806630000 | 4032248276813 | IS2 KG             | J.24 |
| 1806650000 | 4032248276820 | IS 3 KG            | J.24 |
| 1806660000 | 4032248276837 | IS 4 KG            | J.24 |

## 1810000000

|            |               |                         |      |
|------------|---------------|-------------------------|------|
| 1813090000 | 4032248296521 | Magazin PrintJet        | K.19 |
| 1814660000 | 4032248302956 | ZF 4 S BL               | H.5  |
| 1814670000 | 4032248302963 | ZF 4 S GN/GE            | H.5  |
| 1814680000 | 4032248302949 | ZF 4 S                  | H.5  |
| 1816240000 | 4032248306190 | MF 5/5 Mini MC NEUTRAL  | K.13 |
| 1816250000 | 4032248306206 | MF 5/5 MC NEUTRAL       | K.13 |
| 1816260000 | 4032248306183 | MF 5/6 MC NEUTRAL       | K.13 |
| 1816270000 | 4032248306312 | MF 5/5 MC NEUTRAL       | K.13 |
| 1816280000 | 4032248306329 | MF 9/5F MC NEUTRAL      | K.13 |
| 1816290000 | 4032248306366 | MF 9/6 MC NEUTRAL       | K.13 |
| 1816310000 | 4032248306589 | MF 5/5 Mini MC SONDERDR | K.13 |
| 1816320000 | 4032248306602 | MF 5/5 MC SONDERDRUCK   | K.13 |
| 1816330000 | 4032248306596 | MF 5/6 MC SONDERDRUCK   | K.13 |
| 1816340000 | 4032248306718 | MF 9/5 MC SONDERDRUCK   | K.13 |
| 1816350000 | 4032248306725 | MF 9/5F MC SONDERDRUCK  | K.13 |
| 1816360000 | 4032248306732 | MF 9/6 MC SONDERDRUCK   | K.13 |
| 1818400000 | 4032248310876 | WS 10/6 MC Midd. Neutr. | K.11 |
| 1818410000 | 4032248310883 | WS 10/6 MC Midd. Sonder | K.11 |

## 1820000000

|            |               |                        |      |
|------------|---------------|------------------------|------|
| 1820200000 | 4032248313334 | AP SAKR BE RS-SET      | I.6  |
| 1828450000 | 4032248350513 | WS 10/6 MC NEUTRAL     | K.11 |
| 1828460000 | 4032248367399 | WS 10/6 MC Sonderdruck | K.11 |

## 1840000000

|            |               |                       |     |
|------------|---------------|-----------------------|-----|
| 1848290000 | 4032248385614 | TS 35X15/2.3 2M/AL/BK | H.9 |
|------------|---------------|-----------------------|-----|

## 1850000000

|            |               |                         |      |
|------------|---------------|-------------------------|------|
| 1853970000 | 4032248389445 | AP SAK4-10 GR 7042      | I.6  |
| 1854490000 | 4032248393556 | DEK 5/5 Plus MC Neutral | K.9  |
| 1856740000 | 4032248400850 | DEK 5/8 MC Neutral      | K.9  |
| 1858920000 | 4032248410651 | Tintentank PrintJet II  | K.19 |
| 1858950000 | 4032248410668 | CleanUnit PrintJet II   | K.19 |
| 1858980000 | 4032248410002 | PrintJet II 115V        | K.19 |
| 1858990000 | 4032248410811 | PrintJet II 230V        | K.19 |

## 2010000000

|            |               |                 |     |
|------------|---------------|-----------------|-----|
| 2012770000 | 4008190236823 | AP STA2.5 0.5MM | I.6 |
|------------|---------------|-----------------|-----|

## 2070000000

|            |               |                      |     |
|------------|---------------|----------------------|-----|
| 2076890000 | 4032248424719 | AP SAK4-10 GE        | I.6 |
| 2076900000 | 4032248424726 | AP SAK16 GE          | I.6 |
| 2076910000 | 4032248424733 | AP SAK35/TW SAK16 GE | I.6 |
| 2077060000 | 4032248424757 | AP AST3+4/35 GE      | I.6 |
| 2077070000 | 4008190469535 | AP AKZ4              | I.6 |

## 2090000000

|            |  |         |     |
|------------|--|---------|-----|
| 2093550000 |  | AP ATA1 | I.6 |
|------------|--|---------|-----|

## 2110000000

|            |               |              |     |
|------------|---------------|--------------|-----|
| 2119490000 | 4008190219017 | AP 2 DSG1.ST | I.6 |
|------------|---------------|--------------|-----|

## 2140000000

|            |               |              |     |
|------------|---------------|--------------|-----|
| 2144900000 | 4008190241797 | AP SAK2.5/35 | I.6 |
|------------|---------------|--------------|-----|

## 3830000000

|            |               |           |     |
|------------|---------------|-----------|-----|
| 3835020000 | 4008190971885 | PPT/35    | D.9 |
| 3835120000 | 4008190003364 | AP PPT/35 | I.6 |

| Order No. | EAN No. | Type | Page |
|-----------|---------|------|------|
|-----------|---------|------|------|

## 3890000000

|            |               |       |     |
|------------|---------------|-------|-----|
| 3896100000 | 4008190857851 | SP 15 | G.9 |
| 3896200000 | 4008190850234 | SP 20 | G.9 |
| 3896300000 | 4008190850241 | SP 30 | G.9 |

## 4060000000

|            |               |               |      |
|------------|---------------|---------------|------|
| 4062150000 | 4032248297078 | PJ-Clean Unit | K.19 |
|------------|---------------|---------------|------|

## 4140000000

|            |               |                |     |
|------------|---------------|----------------|-----|
| 4140450000 | 4008190261740 | AP SAKB/C/T BE | I.6 |
| 4145220000 | 4008190401528 | AP RV          | I.6 |

## 4170000000

|            |               |                 |     |
|------------|---------------|-----------------|-----|
| 4173520000 | 4008190233143 | AP SAKB/C/T1 DB | I.6 |
|------------|---------------|-----------------|-----|

## 6380000000

|            |               |          |      |
|------------|---------------|----------|------|
| 6382670000 | 4008190549510 | SAKRF/35 | A.38 |
|------------|---------------|----------|------|

## 7900000000










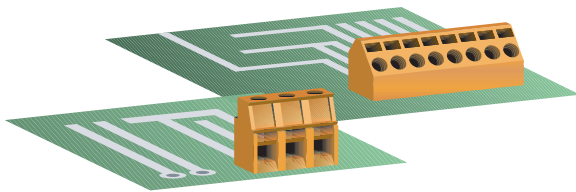
Controls / PLC

PCB Terminals and Connectors


CATALOGUE




PCB-Terminals



PCB-pluggable Terminals




Tools




Electrical Cabinet Products

Power Supply, Overvoltage Protection




Relay Couplers, Opto Couplers, Time Relays, Signal Converters, Interface Converters, Interface Units




CATALOGUE



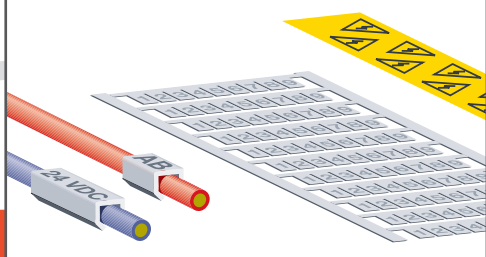
**Terminals**  
- Screw Connection  
**Bolt Terminals**



**Terminals**  
- Tension Clamp  
- Insulation Displacement  
Connection IDC  
- Direct Push In



**Marking Systems**




**Field Wiring Products**


CATALOGUE



**Heavy Duty Connectors**

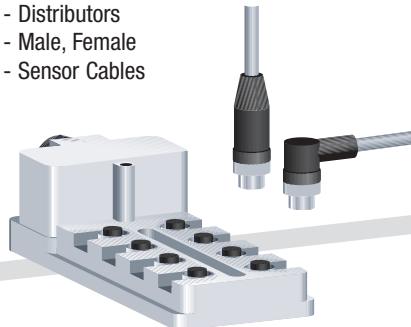


**Housing,  
Cable Inlets**

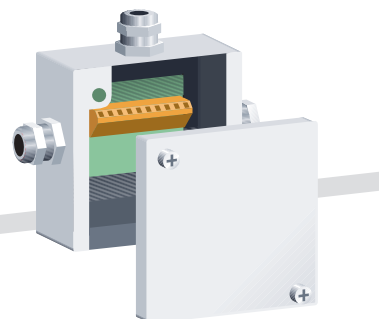


**Sensor Actuator Interface SAI**

- Distributors
- Male, Female
- Sensor Cables



**Fieldbus-Components**



Sensors / Actuators

# Worldwide activities

**A Austria**  
Weidmüller Ges.m.b.H.  
Industriezentrum Nö Süd  
Straße 2, Objekt M2  
2355 Wiener Neudorf  
Phone +43 2236 6708-0  
Fax +43 2236 6708-199  
office.at@weidmueller.com

**ADN Yemen**  
Please contact  
Weidmüller Middle East  
United Arab Emirates

**AUS Australia**  
Weidmüller Pty. Ltd.  
43 Huntingwood Drive  
Huntingwood,  
NSW, 2148  
P.O.Box 6944  
Blacktown  
NSW, 2148  
Phone +61 2 9671-9999  
Fax +61 2 9671-9911  
info@weidmuller.com.au  
www.weidmuller.com.au

**B Belgium**  
Weidmüller Benelux B.V.  
Ambachtenlaan 11 A  
3001 Heverlee  
Phone +32 16 395990  
Fax +32 16 401051  
info@weidmueller.be

**BG Bulgaria**  
Weid-Bul eOOD  
ul. Nezabravka 33 A,  
bl. 315/3/10  
1113 Sofia  
Phone +359 2 9632560  
Fax +359 2 9631098  
weidbul@nat.bg

**BIH Bosnia-Herzegovina**  
BH ES Elektrosistem d.o.o.  
ul. J. Veselinovica 18  
78000 Banja Luka  
Bosna  
Phone +387 51 317500  
Fax +387 51 317500  
elsist@inecco.net  
www.elektrosistem.co.yu

**BR Brazil**  
Conexel Conexoes Elétricas Ltda.  
Rua Garcia Lorca, 176- V. Paulicéia,  
09695-900, Sao Bernardo do  
Campo - SP, Brasil  
Phone +55 11 43669600  
Fax +55 11 43621677  
vendas@conexel.com.br  
www.conexel.com.br

**BRN Bahrain**  
Khayber Trading Company  
P.O. Box 1976 Manama,  
Bahrain  
Phone +973 720 747  
Fax +973 720 331  
khayber@batalco.com.bh

**BY Belarus**  
TECHNIKON Ltd.  
Oktyabrskaya Str. 16/5  
Apt. 704  
220030 Minsk  
Belarus  
Tel. +375 17 2104626  
Fax +375 17 2275830  
technikon@belsonet.net

**CDN Canada**  
W Interconnections Canada Inc.  
10 Spy Court, Markham,  
Ontario L3 R5 H6  
Phone +1 905 475-1507  
Fax +1 905 475-5855  
info1@weidmuller.ca  
www.weidmuller.ca

**CH Switzerland**  
Weidmüller Schweiz AG  
Rundbuckstrasse 2  
8212 Neuhausen am Rheinflall  
Phone +41 52 6740707  
Fax +41 52 6740708  
mail.info@weidmueller.ch  
www.weidmueller.ch

**CN China**  
Weidmüller Interface  
(Suzhou) Co. Ltd,  
Standart Factory Building 6,  
Area 3 of New Technology Park,  
Xiangyang Road No.81,  
Suzhou New District,  
Suzhou 215011 Jiangsu Province,  
P.R. China  
Phone +86 21 50462384  
Fax +86 21 50462282  
www.cnweidmuller.com

**CO Columbia**  
Automatizacion Avanzada S. A.  
Carrera 97 No. 42 A-23 B3,  
Santafe de Bogotá Colombia.  
Phone +57 1 4132048  
Fax +57 1 4159788  
mgallegos@  
automatizacionavanzada.com

**CR Costa Rica**  
ELVATRON S.A.  
400 metros Norte de la Agencia del  
Banco de Costa Rica en la Uruca,  
San José, Costa Rica  
Phone +506 2 961060  
Fax +506 2 326071  
dirk.haase@elvatron.com

**CZ Czech Republic**  
Weidmüller s. r. o.  
Videnska ul. 340  
25242 Vestec u Prahy  
Phone +420 2 44001400  
Fax +420 2 44001499  
office@weidmueller.cz

**D Germany**  
Weidmüller GmbH & Co. KG  
Ohmstraße 9  
32758 Detmold  
Phone +49 5231 1428-0  
Fax +49 5231 1428-116  
weidmuller@weidmueller.de  
www.weidmueller.de

**DK Denmark**  
Knud Wexøe A/S  
Skaettekaeret 11  
P.O. Box 152  
2840 Holte  
Phone +45 45465800  
Fax +45 45465801  
wexoe@wexoe.dk

**E Spain**  
Weidmüller S. A.  
Narcis Monturiol 11-13  
Pol.Ind. Sudoeste  
08960 Sant Just Desvern  
Barcelona  
Phone +34 93 4803386  
Fax +34 93 3718055  
weidmuller@weidmuller.es  
www.weidmuller.es

**ES El Salvador**  
Please contact  
ELVATRON S. A., Costa Rica

**EST Estonia**  
Alter Electric OÜ  
Türi 6, 11313 Tallinn, Estonia  
Phone +372 65 19 666  
Fax +372 65 19667  
alter@alter.ee

**ET Egypt**  
Standard Electric  
5, Heliopolis Hospital Street,  
Cairo, Egypt  
Phone +20 2 6444182  
Fax +20 2 6444191  
stdelec@click.com.eg

**F France**  
Weidmüller Sarl  
12, Chaussée Jules César  
B.P. 263 Osny  
95523 CERGY PONTOISE Cedex  
Phone +33 1 34245500  
Fax +33 1 34245501  
mail@weidmuller.fr  
www.weidmueller.com

**FIN Finland**  
JUHA-ELEKTRO OY  
Kylvöpolku 6  
P. O. Box 57  
00681 Helsinki  
Phone +358 9 478411  
Fax +358 9 47841311

**GB United Kingdom**  
Weidmüller Ltd.  
1 Abbey Wood Road  
Kings Hill  
West Malling  
Kent ME19 4YT  
Phone +44 1732 877032  
Fax +44 1732 873873  
info@weidmuller.co.uk  
www.weidmueller.com

**GCA Guatemala**  
Please contact  
ELVATRON S. A., Costa Rica

**GR Greece**  
Electrorama S.A.  
1 An. Martali Str.  
41335 Larissa  
Phone +30 2410 552533  
Fax +30 2410 283463  
valvizos@electrorama.com.gr

**H Hungary**  
Weidmüller Kereskedelmi Kft  
Dombóvári út 13  
1117 Budapest  
P. O. Box 22  
1507 Budapest  
Phone +36 1 464-7888  
Fax +36 1 3827701  
info@weidmueller.hu

**HK Hong Kong**  
United Equity Limited  
Suite B, 11/F International Industrial  
Centre  
2-8 Kwei Tei Street, Fotan  
Shatin, N. T.  
Phone +852 26876739  
Fax +852 26876735

**HKJ Jordan**  
Please contact  
Weidmüller Middle East  
United Arab Emirates

**HO Honduras**  
Please contact  
ELVATRON S. A., Costa Rica

**HR Croatia**  
Elektro Partner d.o.o.  
Radnicka cesta 22  
10000 Zagreb  
Phone +385 1 6184793  
Fax +385 1 6184795  
elektropartner@zg.htnet.hr

**I Italy**  
Weidmüller S.r.l.  
Via Albert Einstein 4  
20092 Cinisello Balsamo  
Milano  
Phone +39 02 660681  
Fax +39 02 6124945  
weidmuller@weidmuller.it  
www.weidmuller.it

**IL Israel**  
A.U. Shay Ltd.  
Embar Street 23/25  
P.O.Box 10049  
Petach-Tikva 49222  
Phone +972 3 9233601  
Fax +972 3 9234601  
shay@uriel-shay.com

**IND India**  
Weidmüller Representative office  
Vijay Dattani  
119, Prashanth Extention  
Whitefield  
Bangalore - 560 066  
Phone +91 80 8453999  
Fax +91 80 8453999

**IR Iran**  
TAF Co.  
72, Iranshahr Av.  
Unit 5,  
Teheran  
Phone +98 21 831-7851  
Fax +98 21 882-0268  
tafco@safineh.net

**IRL Ireland**  
A.P. Haslam Ltd.  
14 Sunshine Ind. Estate  
Crumlin Road  
Dublin 12  
Phone +353 1 453-2522  
Fax +353 1 453-2949  
paul.haslam@aphaslam.ie

**IS Iceland**  
Samey Automation Center  
Lyngas 13, 210 Garoabaer,  
Island  
Phone +354 510 5200  
Fax +354 510 5201  
samey@samey.is

**J Japan**  
Nihon Weidmüller Co. Ltd.  
Asahi Seimei Bldg. 11F  
1-14-1 Fuchicho Fuchu-shi  
Tokyo 183-0055 Japan  
Phone +81 42 330-7891  
Fax +81 42 330-7895  
www.weidmuller.co.jp

**KWT Kuwait**  
NOURI Industrial Establishment Co.  
P.O.Box 2829,  
Safat 13029 Kuwait  
Phone +965 4333355  
Fax +965 4344085  
contact@nie-kwt.com

**L Luxembourg**  
Please contact  
Weidmüller Belgium, Heverlee

**LT Lithuania**  
ELEKTROS IRANGA  
Tinklų g.29a, 5319 Panevezys,  
Lithuania  
Phone +370 45582828  
Fax +370 45582727  
info@eliranga.lt

**LV Latvia**  
Elektrosistemas  
Kuldigas St. 51,  
1046 Riga, Latvia  
Phone +371 7070140  
Fax +371 7070141  
edgars.vilkins@elektrosistemas.lv

**MA Morocco**  
Energy-Technics Transfer, S.A.  
23 Boulevard Lieutenant  
Mohamed El Bakai Tamri  
Casablanca 20250  
Phone +212 2 343700  
Fax +212 2 343699

# Worldwide activities

- MAL** **Malaysia**  
Weidmüller (Malaysia) Sdn. Bhd.  
22 Jalan PJS 11/16 Bandar Sunway,  
46150 Petaling Jaya,  
Selangor Darul Ehsan  
Phone +60 3 56337363  
Fax +60 3 56336562
- MEX** **Mexico**  
W Interconnections, S.A. de C.V.  
Av. Ingenieros Civiles No. 204-B,  
Conjunto Industrial Chachapa  
72990 Chachapa,  
Puebla Mexico  
Phone +52 222 2866247/48/49  
Fax +52 222 2866242  
clientes@weidmuller.com.mx
- MK** **Macedonia**  
ES MK Elektrosistem d.o.o.  
Ul. Bulevar III makedonske brigade bb  
91000 Skoplje  
Macedonia  
Phone +389 91 460295  
Fax +389 91 460298  
elektrosistem-mk@mt.net.mk
- N** **Norway**  
Siv. Ing. J. F. Knudtzen A/S  
Billingstadsletta 97  
1396 Billingstad  
P.O. Box 160  
1378 Nesbru  
Phone +47 66 983350  
Fax +47 66 980955  
patorgersbraaten@jfkknudtzen.no
- NIC** **Nicaragua**  
Please contact  
ELVATRON S. A., Costa Rica
- NL** **Netherlands**  
Weidmüller Benelux B.V.  
Franciscusweg 221  
1216 SE Hilversum  
Postbus 1505  
1200 BM Hilversum  
Phone +31 35 6261261  
Fax +31 35 6234569  
info@weidmuller.nl  
www.weidmuller.nl
- NZ** **New Zealand**  
Cuthbert S. Steward Limited  
27 Te Puni Street  
POB 38496 Petone  
Petone, Wellington  
Phone +64 4 5686156  
Fax +64 4 5686056
- OM** **Oman**  
Please contact  
Weidmüller Middle East  
United Arab Emirates
- P** **Portugal**  
Weidmüller - Sistemas de  
Interface, S. A.  
Estrada Outeiro Polima, Lote B,  
N° B2, Escritório 2 - Abóboda  
2785-518 Sao Domingos de Rana  
Phone +351 21 4459190  
Fax +351 21 4455871  
weidmuller@mail.telepac.pt  
www.weidmuller.pt
- PA** **Panama**  
Please contact  
ELVATRON S. A., Costa Rica
- PE** **Peru**  
DIN AUTOMATIZACION S. A.  
Rimac Pampa 385 - Maranga  
Lima 32  
Phone +51 1 4511733  
Fax +51 1 4491095  
din\_aut@terra.com.pe
- PK** **Pakistan**  
Access Technology Networks  
(ATN) Pvt Ltd.  
No 47 College Road  
Sector F-7/2  
Islamabad  
Phone +92 51 275698  
Fax +92 51 275665
- PL** **Poland**  
Weidmüller Sp. z o.o.  
ul. Golezdzinowska 10  
03-302 Warszawa  
Poland  
Phone +48 22 5100940  
Fax +48 22 5100941
- Q** **Qatar**  
Please contact  
Weidmüller Middle East  
United Arab Emirates
- RA** **Argentina**  
CPI SA  
Bauness 2660  
1431 Buenos Aires  
Phone +54 11 45238008  
Fax +54 11 45220546  
cpi@satlink.com
- RC** **Taiwan**  
Fittatek Corp., Ltd.  
12 F No. 185 Fu-Kuo Rd,  
Tso Ying Dist,  
Kaohsiung, Taiwan R.O.C.  
Phone +886 7556-0858  
Fax +886 7556-3279
- RCH** **Chile**  
Felipe Bahamondes S.A./ATS AGRO  
Servicios Agroindustriales  
Maria Luisa Santander 0475  
Providencia  
Casilla 3425  
Santiago  
Phone +56 2 341-1271  
Fax +56 2 341-1275  
felipe@mailblocks.com
- RI** **Indonesia**  
P. T. Nego Electrindo  
Komplek Perkantoran Kramat Centre  
Blok-A 18 Jl Kramat Raya No. 7-9  
Jakarta 10450  
Phone +62 21 3156218  
Fax +62 21 3156219
- RL** **Lebanon**  
Please contact  
Weidmüller Middle East  
United Arab Emirates
- RO** **Romania**  
ROMINTERFACE IMPEX SRL  
Splaiul Unirii nr. 45, Bl. M 15  
sc. 3, ap. 68-69, Sect. 3  
74342 Bucuresti  
Phone +40 1 3220230  
Fax +40 1 3228857  
romint@dnt.ro
- ROK** **South Korea**  
Weidmüller (Korea) Co., Ltd.  
Ocean tower 5F, 760-3,  
Woo-1dong, Haeundae-gu, Pusan  
Phone +82 51 5564661  
Fax +85 51 5567408
- RP** **Philippines**  
Tradepoints, Inc.  
3rd Floor PM Santiago Bldg.  
5081 P. Burgos Cor.,  
San Mateo Streets  
Makati Manila  
Phone +63 2 8993294  
Fax +63 2 8993306
- RUS** **Russia**  
Weidmüller Representative office  
Shabolovka street 2  
119049 Russia, Moscow  
Phone +7 095 771-6940  
Fax +7 095 771-6941  
info@weidmuller.ru  
www.weidmuller.ru
- S** **Sweden**  
Weidmüller AB  
Stockholm, Arenavägen 39,  
12177 Johanneshov  
P.O. Box 10120  
12128 Stockholm-Globen  
Phone +46 771 43 00 44  
Fax +46 8 7272480  
mail.stockholm@weidmuller.se
- SA** **Saudi Arabia**  
Al Abdulkarim Trading  
P.O. Box 5777, Dammam  
31432 Saudi Arabia  
Phone +966 3 833-7110  
Fax +966 3 833-8242  
info@akte.com.sa
- SA** **Saudi Arabia**  
Saudi Electric Supply Co.  
P.O. Box 3298, Al Khobar  
31952 Saudi Arabia  
Phone +966 3 882-9546227  
Fax +966 3 882-9547  
customer.service@sesco-ge.com
- SGP** **Singapore**  
Weidmüller Pte. Ltd.  
Cititech Building  
629 Aljunied Road #05-05  
Singapore 389838  
Phone +65 6841 5311  
Fax +65 6841 5377  
sales@weidmuller.com.sg  
www.weidmuller.com.sg
- SK** **Slovakia**  
Elektris s.r.o.  
Racianska 188  
SK 83153 Bratislava, Slovakia  
Phone +421 2 49200113  
Fax +421 2 44680328  
weidmueller@computel.sk
- SLO** **Slovenia**  
ELEKTROPOJJI d.o.o.  
Stegne 25  
1000 Ljubljana  
Phone +38 6 15113810  
Fax +38 6 15111604  
elektropojji@siol.net
- SYR** **Syria**  
Please contact  
Weidmüller Middle East,  
United Arab Emirates
- T** **Thailand**  
Pisanu Engineering &  
Construction Co. Ltd.  
800/2 Asoke-Dindaeng  
Road Dindaeng  
Bangkok 10400  
Phone +66 2 2459113  
Fax +66 2 2463214  
pisanu@kanit.co.th
- TR** **Turkey**  
Weidmüller Elektronik Ticaret Ltd.  
Sirketi  
Kore Sehitteri Cad. 34/1-7  
80300 Zincirlikuyu - Istanbul  
Phone +90 212 2730830  
Fax +90 212 2740874  
info@weidmuller.com.tr
- UA** **Ukraine**  
TEKO Interface  
Per.Industrialny 2  
03056 - Kiev  
Phone +380 04463 57760  
Fax +380 04463 91082  
elektro@panko.kiev.ua
- UAE** **U.A.E. United Arab Emirates**  
Weidmüller Middle-East  
P.O. Box 62448  
Dubai  
Phone +971 4 3522215, 3523043  
Fax +971 4 3599950
- USA** **USA**  
W-Interconnections, Inc.  
821 Southlake Boulevard,  
Richmond, VA 23236  
Phone +1 804 7942877  
Fax +1 804 3792593  
info@weidmuller.com  
www.weidmuller.com
- VN** **Vietnam**  
Thien Nghi Trading Pte  
60B Tan Da Street  
District 5 Ho Chi Min  
Phone +84 8 8555387  
Fax +84 8 8549304
- YU** **Yugoslavia**  
ES YU Elektrosistem d.o.o.  
ul. Pariske komune 41  
11070 Novi Beograd  
Serbia  
Phone +381 11 697212, 693608  
Fax +381 11 697212, 693608  
esyu@infosky.net  
www.elektrosistem.co.yu
- Y** **Venezuela**  
Somerinca C. A.  
Edificio Esteban Piso 2  
Calle Vargas Bolleita Notre  
Caracas 1070 A  
Venezuela  
Phone +58 212 2352748  
Fax +58 212 2385625  
hcastroj@somerincayv.com
- ZA** **South Africa**  
RAD Interface Pty. Ltd.  
5 Bundo Road  
Sebenza Extension  
Edenvale 1609  
P.O.Box 193  
Edenvale 1610  
Phone +27 11 452-1930  
Fax +27 11 452-6455
- D** **Other countries**  
Weidmüller Interface GmbH & Co. KG  
P.O. Box 3030  
D-32720 Detmold  
Phone +49 5231 14-0  
Fax +49 5231 14-20 83  
info@weidmuller.com  
www.weidmuller.com

We cannot guarantee that there are no mistakes in the publications or software provided by us to the customer for the purpose of making orders.

We try our best to correct any fault as soon as it is located. For this purpose we make all corrections, which have been made after publishing a catalogue, available on our website at [www.weidmueller.com](http://www.weidmueller.com).

For your convenience we list order no. and catalogue page along.

This Internet-database is part of our catalogue.

All orders are based on our general terms of delivery, which can be reviewed on the websites of our group companies where you placed your order. On demand we can also send the general terms of delivery to you.